



US00D684409S

(12) **United States Design Patent**
Juarez

(10) **Patent No.:** **US D684,409 S**
(45) **Date of Patent:** **** Jun. 18, 2013**

(54) **EXTREMITY WARMING BLANKET**

(76) **Inventor:** **Saul Fernandez Juarez, San Jose, CA**
(US)

(**) **Term:** **14 Years**

(21) **Appl. No.:** **29/409,565**

(22) **Filed:** **Dec. 24, 2011**

Related U.S. Application Data

(63) Continuation-in-part of application No. 13/311,508,
filed on Dec. 5, 2011.

(51) **LOC (9) Cl.** **06-09**

(52) **U.S. Cl.**
USPC **D6/603**

(58) **Field of Classification Search**
USPC D6/596, 602, 603, 608, 597; 5/482,
5/485, 486, 488, 495-502, 417, 420

See application file for complete search history.

(56) **References Cited**

U.S. PATENT DOCUMENTS

D614,431	S	*	4/2010	Sands	D6/608
D619,403	S	*	7/2010	Wingate	D6/608
D651,032	S	*	12/2011	Adkins	D6/596
D651,767	S	*	1/2012	Dias	D30/153

* cited by examiner

Primary Examiner — Janice Seeger

(74) *Attorney, Agent, or Firm* — Michael D. Eisenberg

(57) **CLAIM**

The ornamental design for the extremity warming blanket, as shown and described.

DESCRIPTION

FIG. 1 is a perspective view of the front of a extremity warming blanket;
FIG. 2 is a front view of the extremity warming blanket;
FIG. 3 is a perspective view of the rear of the extremity warming blanket with part of the leg pocket broken away for illustrative purposes;
FIG. 4 is a rear view of the extremity warming blanket;
FIG. 5 is a left side view of the extremity warming blanket;
FIG. 6 is a right side view of the extremity warming blanket;
FIG. 7 is a top view of the extremity warming blanket; and,
FIG. 8 is a bottom view of the extremity warming blanket.

1 Claim, 5 Drawing Sheets






FIG. 1

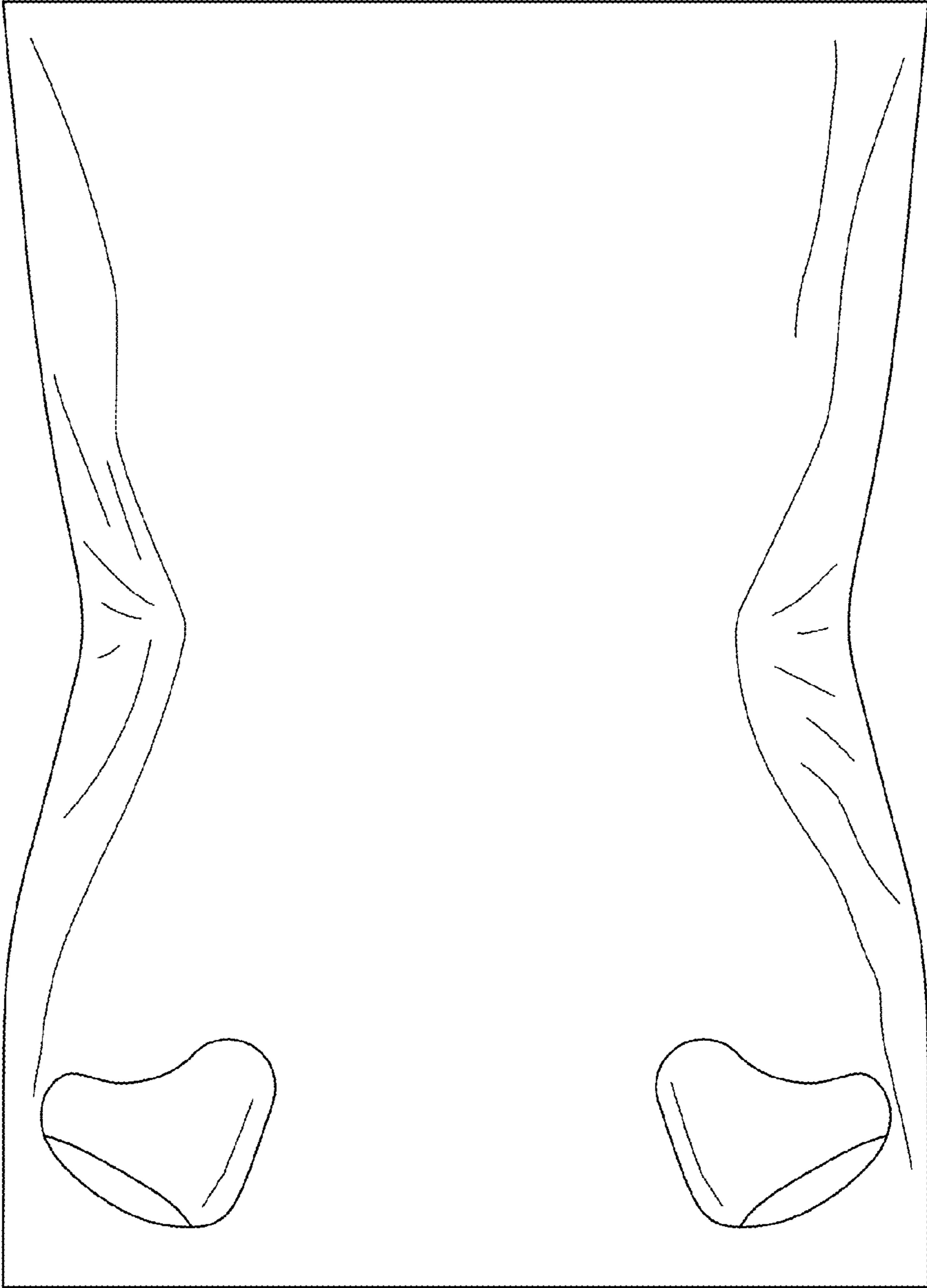


FIG. 2

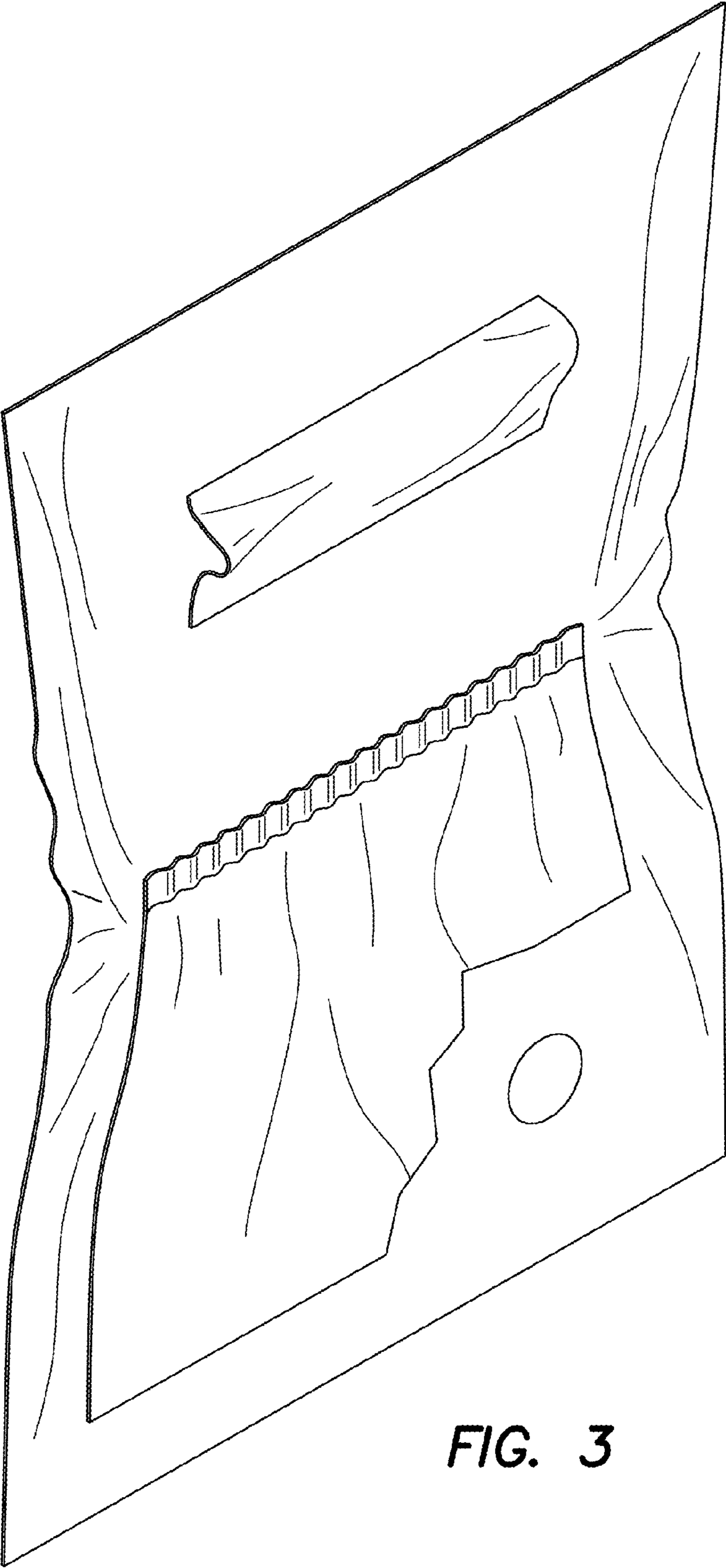


FIG. 3

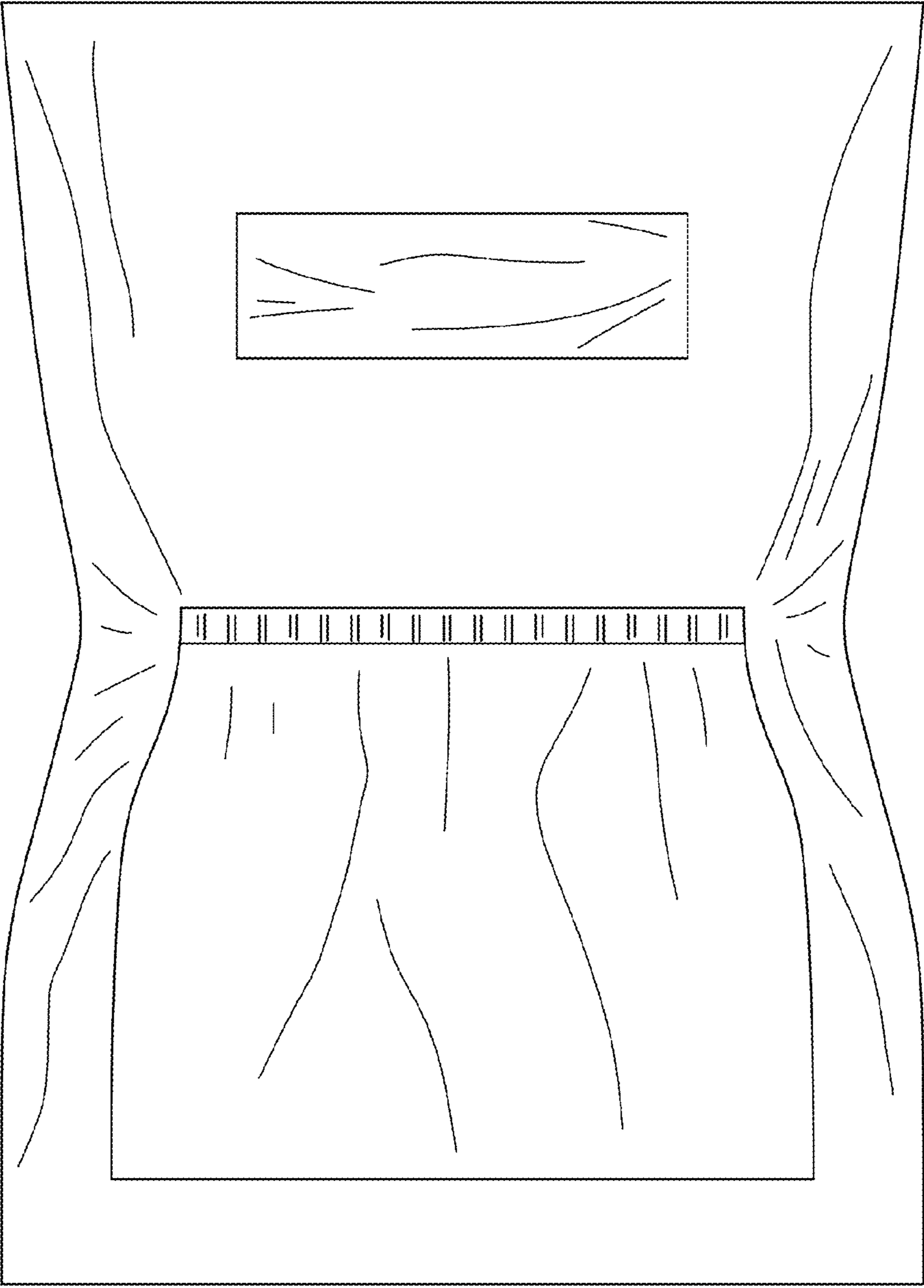


FIG. 4

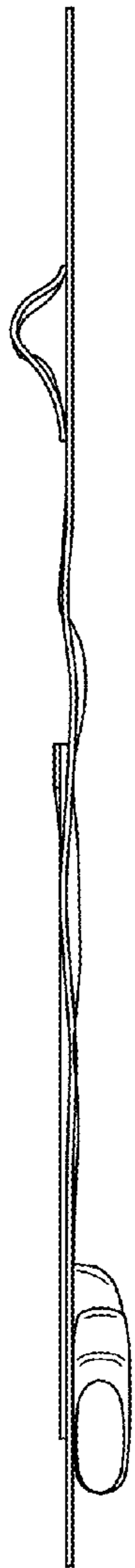


FIG. 5

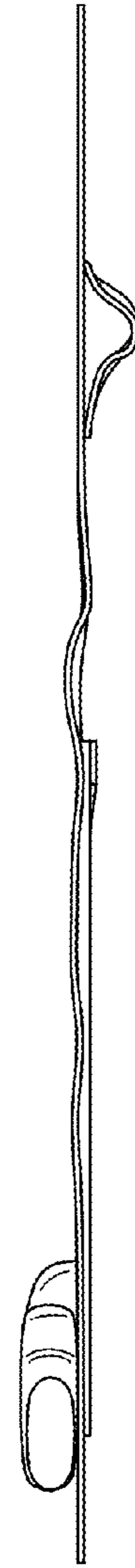


FIG. 6

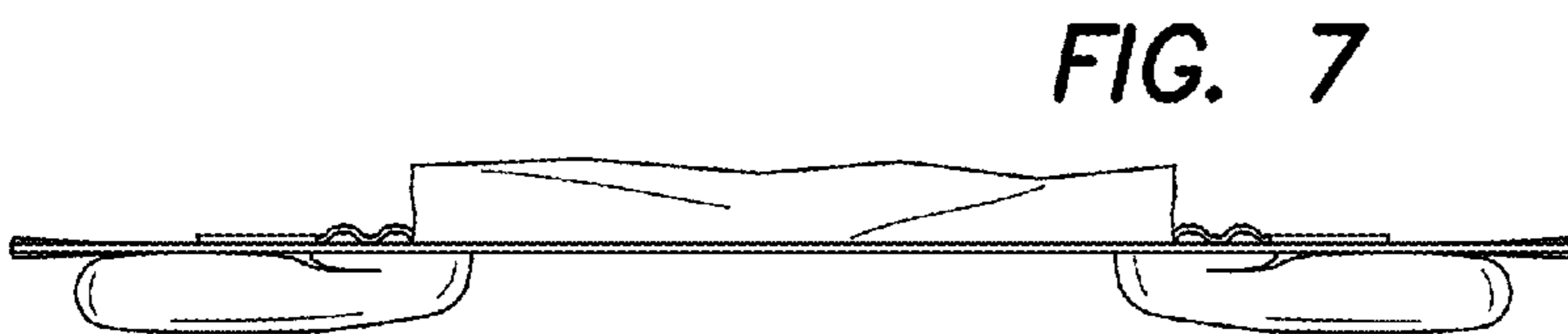


FIG. 7

FIG. 8

