



US00D684394S

(12) **United States Design Patent**
Leemkuil

(10) **Patent No.:** **US D684,394 S**
(45) **Date of Patent:** **** Jun. 18, 2013**

(54) **BENCH**

(71) Applicant: **Johan Henricus Leemkuil**, Dordrecht (NL)

(72) Inventor: **Johan Henricus Leemkuil**, Dordrecht (NL)

(**) Term: **14 Years**

(21) Appl. No.: **29/440,625**

(22) Filed: **Dec. 22, 2012**

(30) **Foreign Application Priority Data**

Jun. 22, 2012 (EM) 002062125-0001

(51) **LOC (9) Cl.** **06-01**

(52) **U.S. Cl.**
USPC **D6/372**

(58) **Field of Classification Search**
USPC D6/334-336, 344-353, 359-381,
D6/388, 403, 491-502, 692, 708, 716,
716.2-716.4; 297/16.1, 22, 31, 35, 217.1,
297/228.12, 239, 256.16, 271.6, 284.4-284.5,
297/291, 297, 302.4, 411.2, 411.27-411.29,
297/411.43, 423.1, 423.12, 440.11, 440.15,
297/440.24, 448.1, 451.4, 452.13, 452.19,
297/452.21, 452.27, 452.29, 452.3, 452.41,
297/452.56, 452.64

See application file for complete search history.

(56) **References Cited**

U.S. PATENT DOCUMENTS

D230,444 S * 2/1974 Kogoj D6/361
D240,311 S * 6/1976 Owens D6/375
D283,090 S * 3/1986 Mulhauser D6/372

D339,925 S * 10/1993 Farre-Escofet Paris D6/364
D341,965 S * 12/1993 Chapman D6/501
D356,217 S * 3/1995 Galati et al. D6/359
D427,786 S * 7/2000 Vu D6/334
D449,460 S * 10/2001 Vu D6/375
D469,621 S * 2/2003 Kita D6/380
D474,358 S * 5/2003 Kita D6/500
D494,374 S * 8/2004 Cagle D6/361
D539,553 S * 4/2007 Jimenez M. D6/361
D646,498 S * 10/2011 Blasini et al. D6/375

* cited by examiner

Primary Examiner — Ricky Pham

(74) *Attorney, Agent, or Firm* — John Alumit

(57) **CLAIM**

I claim the ornamental design of a bench, as shown and described herein.

DESCRIPTION

Portions of the disclosure of this patent document contain material that is subject to copyright protection. The copyright owner has no objection to the facsimile reproduction by anyone of the patent document or the patent disclosure as it appears in the Patent and Trademark Office file or records, but otherwise reserves all copyright rights whatsoever.


FIG. 1 is a front view of a bench according to the new design. FIG. 2 is a perspective view of the bench according to the new design.

FIG. 3 is a left side view of the bench according to the new design. The right side is the same.

FIG. 4 is a rear perspective view of the bench according to the new design; and,

FIG. 5 is a rear view of the bench according to the new design.

1 Claim, 5 Drawing Sheets



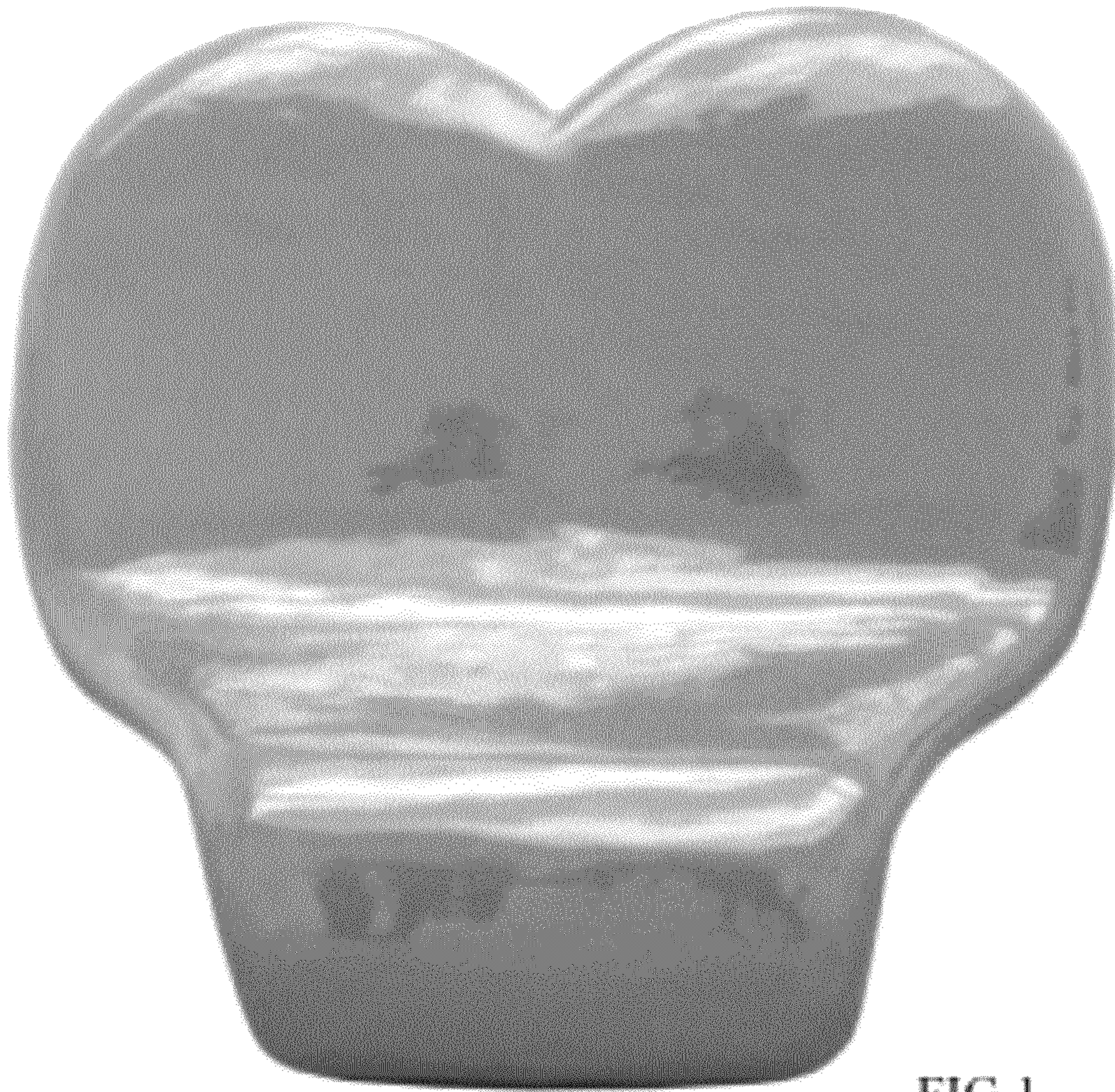


FIG 1




FIG 2

FIG 3






FIG 4




FIG 5