



US00D684380S

(12) **United States Design Patent**
Choi

(10) **Patent No.:** **US D684,380 S**

(45) **Date of Patent:** **** Jun. 18, 2013**

(54) **CLOTHES HANGER**

(76) Inventor: **William Choi**, Palisades Park, NJ (US)

(**) Term: **14 Years**

(21) Appl. No.: **29/426,861**

(22) Filed: **Jul. 11, 2012**

(51) **LOC (9) Cl.** **06-08**

(52) **U.S. Cl.**
USPC **D6/317**

(58) **Field of Classification Search**
USPC D6/317-328; 223/85-98; 211/13.1,
211/85.3, 86.01, 113, 119
See application file for complete search history.

(56) **References Cited**

U.S. PATENT DOCUMENTS

472,508	A *	4/1892	Perkins	223/92
866,464	A *	9/1907	Hawk	223/91
1,282,076	A *	10/1918	Harding	223/90
1,309,983	A *	7/1919	Golar	223/88
1,805,573	A *	5/1931	Dinsmore	223/92
2,061,266	A *	11/1936	Young	223/87
2,214,848	A *	9/1940	Young	223/92
2,214,849	A *	9/1940	Young	223/92
2,398,138	A *	4/1946	Falcetti	223/91
2,435,301	A *	2/1948	Wingate	223/94
2,448,234	A *	8/1948	Pandele	223/94
2,716,514	A *	8/1955	Braunstein	223/94
2,805,012	A *	9/1957	Beaulac	223/91
2,864,147	A *	12/1958	Solow	24/716
2,908,429	A *	10/1959	Edwards	223/91
D193,162	S *	7/1962	Hvale et al.	D6/318
D203,016	S *	11/1965	Douglas	D6/317
4,673,116	A *	6/1987	Keller	223/94
4,964,550	A *	10/1990	Balkin	223/91

D353,944	S *	1/1995	Goodman et al.	D6/317
D355,980	S *	3/1995	Dallaire	D6/318
5,711,464	A *	1/1998	Huang	223/94
D440,054	S *	4/2001	Richter	D6/318
D504,239	S *	4/2005	Gosselin et al.	D6/326
D582,687	S *	12/2008	Muller	D6/318
D604,516	S *	11/2009	Scott et al.	D6/317
D654,704	S *	2/2012	Hanson et al.	D6/317

* cited by examiner

Primary Examiner — Derrick Holland

Assistant Examiner — Lauren Calve

(74) *Attorney, Agent, or Firm* — Cha & Reiter, LLC

(57) **CLAIM**

The ornamental design for a clothes hanger, as shown.

DESCRIPTION

FIG. 1 is a perspective view of a clothes hanger showing my new design;

FIG. 2 is a front view of a clothes hanger showing my new design;

FIG. 3 is a rear view of a clothes hanger showing my new design;

FIG. 4 is a left side view of a clothes hanger showing my new design;

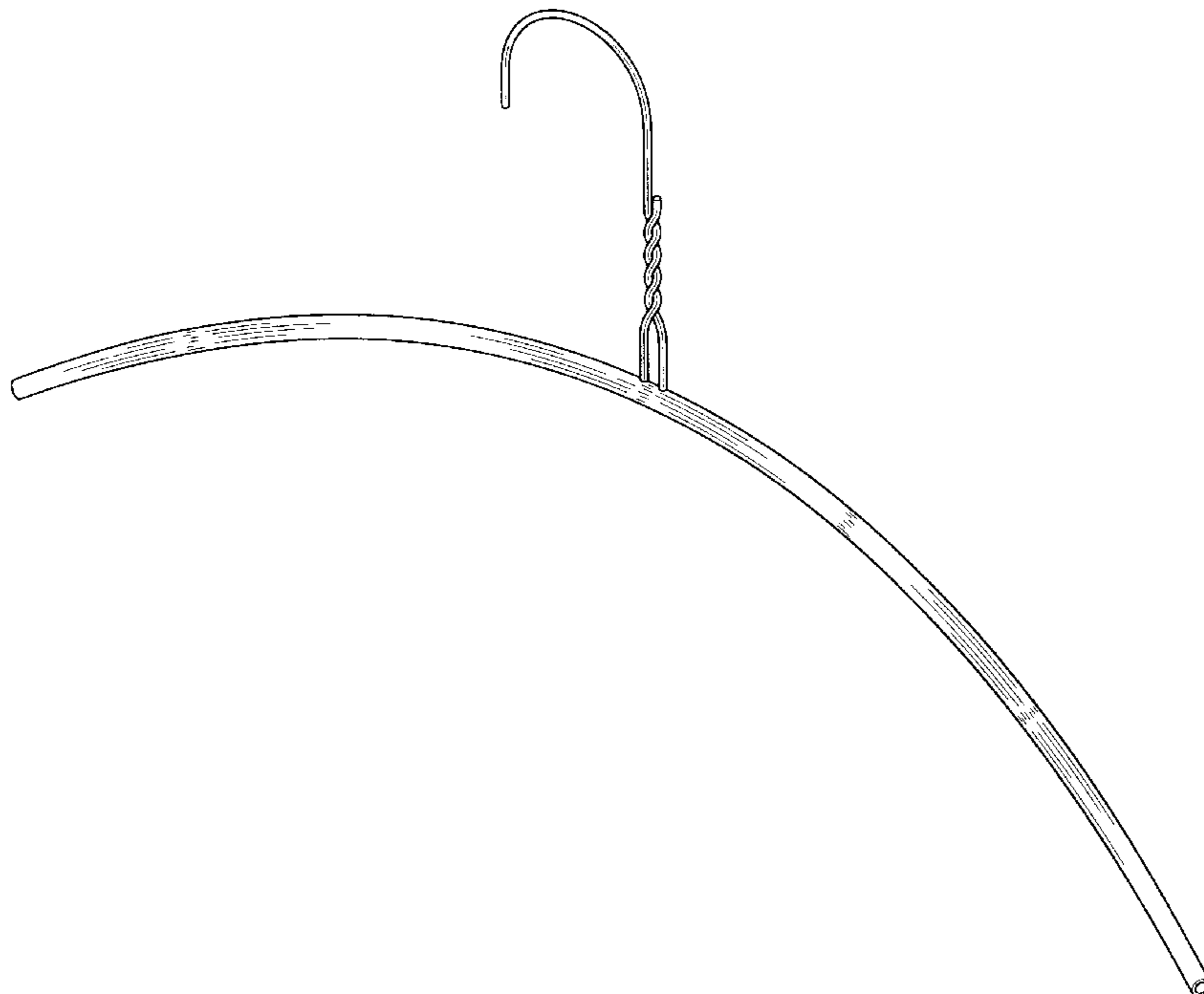
FIG. 5 is a right side view of a clothes hanger showing my new design;

FIG. 6 is a top view of a clothes hanger showing my new design; and,

FIG. 7 is a perspective view of a clothes hanger showing my new design.

The broken lines shown in FIG. 7 are included for the purpose of illustrating environment and form no part of the claimed design.

1 Claim, 5 Drawing Sheets



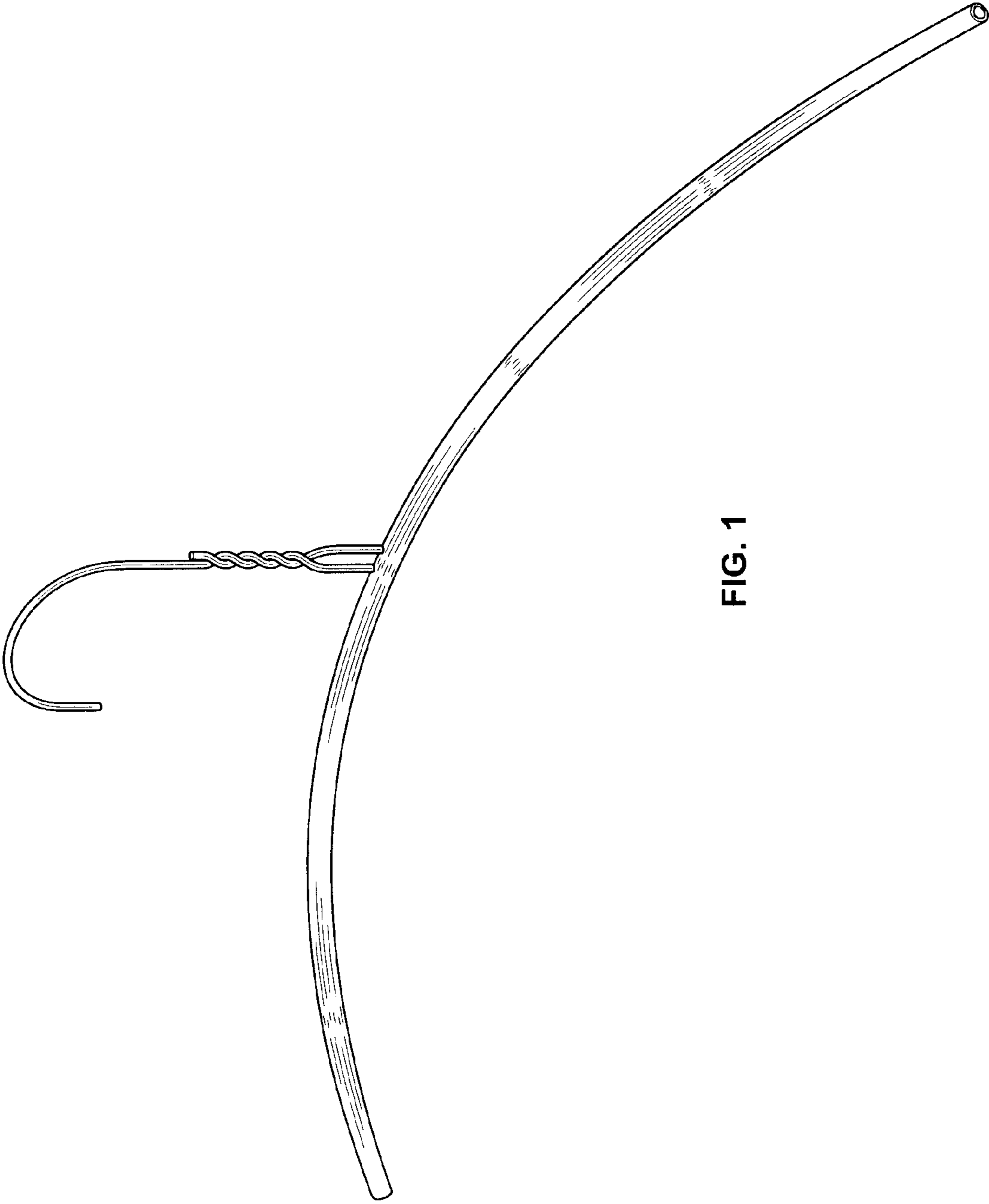


FIG. 1

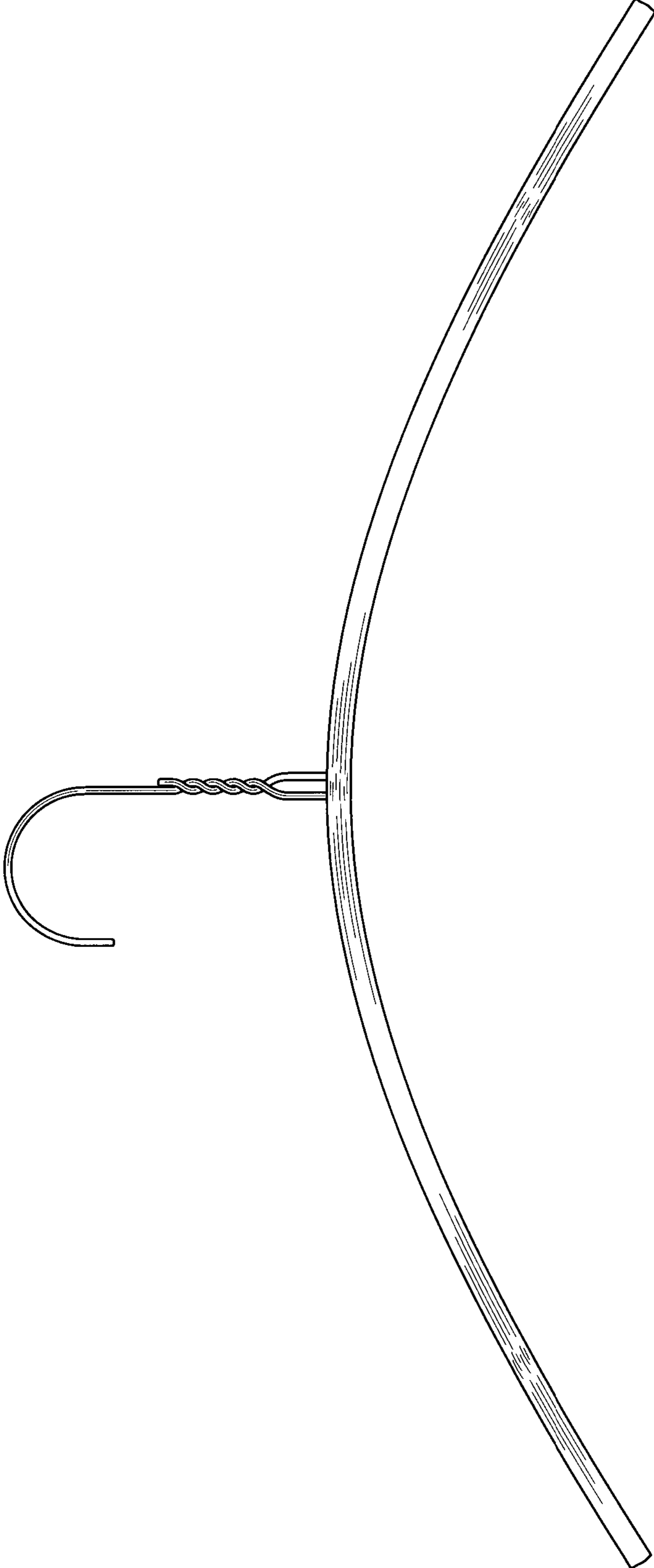


FIG. 2

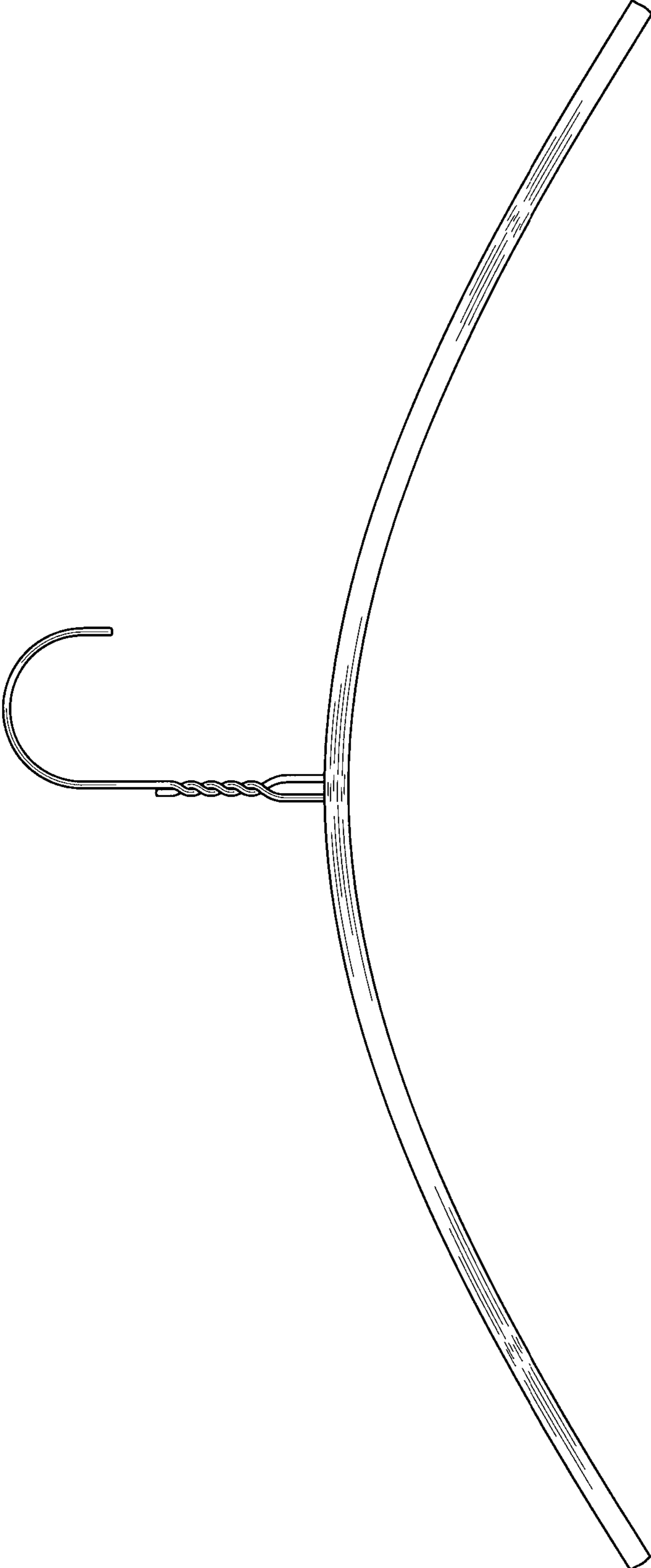


FIG. 3



FIG. 4



FIG. 5



FIG. 6

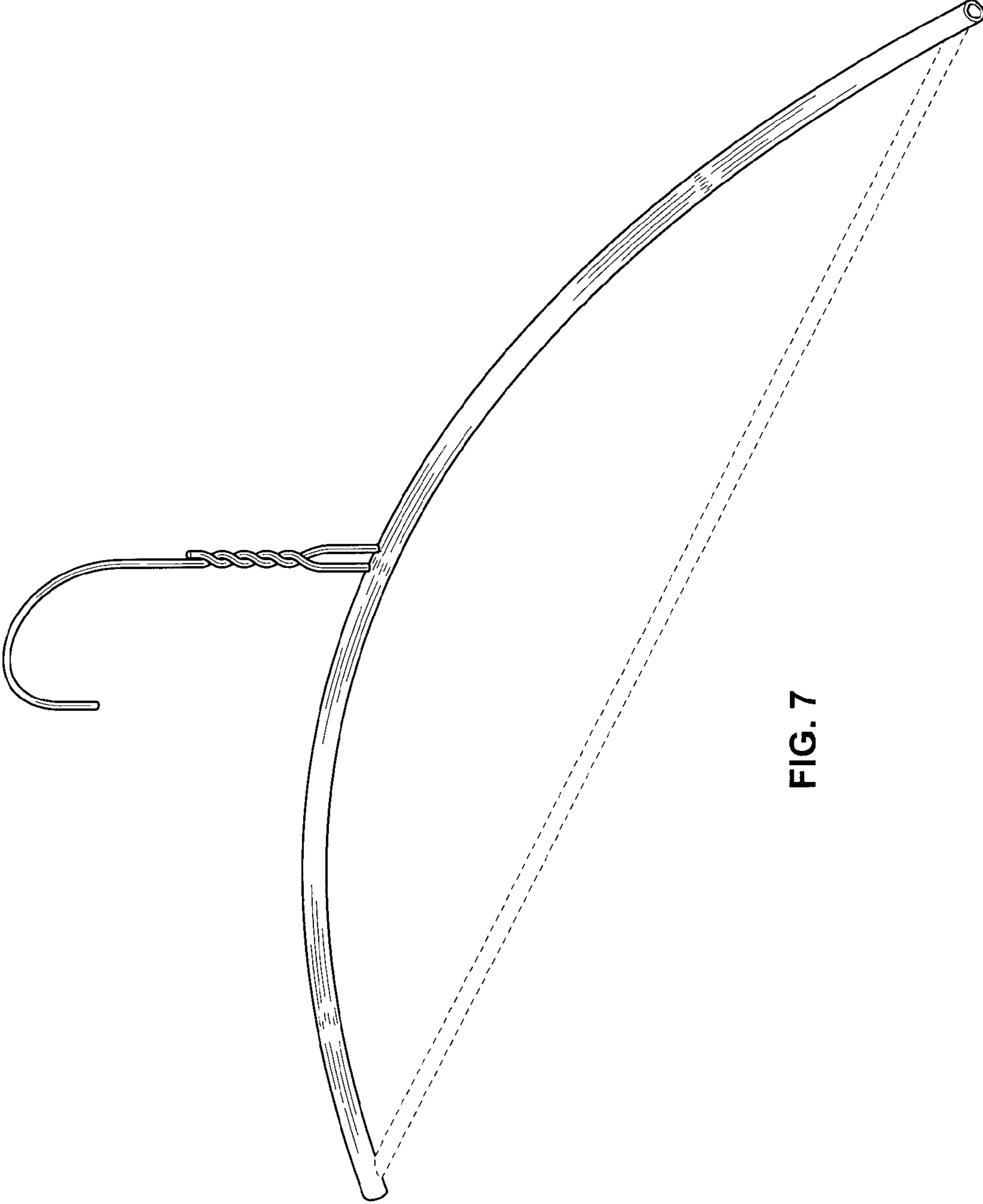


FIG. 7