



US00D684378S

(12) **United States Design Patent**  
**Lee**

(10) **Patent No.:** **US D684,378 S**  
(45) **Date of Patent:** **\*\* Jun. 18, 2013**

(54) **SHEET FOR VEHICLE SEATS**

(75) Inventor: **Ji-Yoon Lee**, Seoul (KR)

(73) Assignee: **LG Hausys, Ltd.**, Seoul (KR)

(\*\*) Term: **14 Years**

(21) Appl. No.: **29/413,711**

(22) Filed: **Feb. 17, 2012**

(30) **Foreign Application Priority Data**

Aug. 25, 2011 (KR) ..... 30-2011-0035437

(51) **LOC (9) Cl.** ..... **05-06**

(52) **U.S. Cl.**  
USPC ..... **D5/56**

(58) **Field of Classification Search**  
USPC ..... D5/4, 46, 53, 55-63, 99; D6/582,  
D6/583, 602, 612, 617; D19/1, 5; D24/124,  
D24/126; D32/43; 2/900; 5/490, 495; 15/208;  
112/401, 416, 439; 139/383 R, 383 B; 428/32,  
428/66.5, 85, 151, 152, 187, 542.6; 442/408  
See application file for complete search history.

(56) **References Cited**

U.S. PATENT DOCUMENTS

D18,647	S	*	10/1888	Burgess	.....	D5/62
599,716	A	*	3/1898	Lutwyche	.....	428/152
D51,434	S	*	10/1917	Baeck	.....	D5/7
D88,231	S	*	11/1932	Katzman	.....	D5/56
D213,730	S	*	4/1969	Shapira	.....	D5/59
D245,196	S	*	7/1977	Schroeder	.....	D5/7
D276,282	S	*	11/1984	Burg	.....	D5/7
4,493,868	A	*	1/1985	Meitner	.....	428/171
4,885,193	A	*	12/1989	Head	.....	428/14

5,567,487	A	*	10/1996	Head	.....	428/14
D419,784	S	*	2/2000	Weder	.....	D5/60
7,008,700	B1	*	3/2006	Goodson et al.	.....	428/542.2
D525,437	S	*	7/2006	Leisch et al.	.....	D5/53
D634,555	S	*	3/2011	Koz	.....	D5/60
D644,441	S	*	9/2011	Hutchison	.....	D5/56
D665,780	S	*	8/2012	Li et al.	.....	D14/248
2002/0187307	A1	*	12/2002	Tanaka et al.	.....	428/152
2003/0198781	A1	*	10/2003	Weder	.....	428/152
2007/0033779	A1	*	2/2007	Orlandi et al.	.....	28/100
2007/0254145	A1	*	11/2007	Sawin et al.	.....	428/292.1
2007/0281180	A1	*	12/2007	Inoue	.....	428/542.6

\* cited by examiner

*Primary Examiner* — Karen S Acker

(74) *Attorney, Agent, or Firm* — Nath, Goldberg & Meyer;  
Jerald L. Meyer; Scott C. Langford

(57) **CLAIM**

I claim the ornamental design for a sheet for vehicle seats, as shown and described.

**DESCRIPTION**

FIG. 1 is a surface view of a sheet for vehicle seats according to the design claimed;  
FIG. 2 is a reference view of FIG. 1 showing the area of the detail; and,  
FIG. 3 is an enlarged detail of area 3 circumscribed in the reference view, FIG. 2.

The broken line perimeter surrounding FIGS. 1 and 2 represents the boundaries of the claim and forms no part thereof. The broken lines circumscribing the detail in FIGS. 2 and 3 form no part of the claimed design. The design is flat and planar. The thickness and rear of the sheet for vehicle seats form no part of the claimed design.

**1 Claim, 3 Drawing Sheets**






FIG. 1






FIG. 2






FIG. 3

