



US00D684377S

(12) **United States Design Patent**  
**Lee**

(10) **Patent No.:** **US D684,377 S**  
(45) **Date of Patent:** **\*\* Jun. 18, 2013**

(54) **SHEET FOR VEHICLE SEATS**

(75) Inventor: **Ji-Yoon Lee**, Seoul (KR)

(73) Assignee: **LG Hausys, Ltd.**, Seoul (KR)

(\*\*) Term: **14 Years**

(21) Appl. No.: **29/413,647**

(22) Filed: **Feb. 17, 2012**

(30) **Foreign Application Priority Data**

Aug. 25, 2011 (KR) ..... 30-2011-0035443

(51) **LOC (9) Cl.** ..... **05-06**

(52) **U.S. Cl.**  
USPC ..... **D5/56**

(58) **Field of Classification Search**  
USPC ..... D5/4, 46, 53, 55-63, 99; D6/582,  
D6/583, 602, 612, 617; D19/1, 5; D24/124,  
D24/126; D32/43; 2/900; 5/490, 495; 15/208;  
112/401, 416, 439; 139/383 R, 383 B; 428/32,  
428/66.5, 85, 151, 152, 187, 542.6; 442/408  
See application file for complete search history.

(56) **References Cited**

**U.S. PATENT DOCUMENTS**

D18,647 S *	10/1888	Burgess	.....	D5/62
599,716 A *	3/1898	Lutwyche	.....	428/152
D51,434 S *	10/1917	Boeck	.....	D5/7
D88,231 S *	11/1932	Katzman	.....	D5/56
D213,730 S *	4/1969	Shapira	.....	D5/59
D245,196 S *	7/1977	Schroeder	.....	D5/7
D276,282 S *	11/1984	Burg	.....	D5/7
4,493,868 A *	1/1985	Meitner	.....	428/171

4,885,193 A *	12/1989	Head	.....	428/14
5,567,487 A *	10/1996	Head	.....	428/14
D419,784 S *	2/2000	Weder	.....	D5/60
7,008,700 B1 *	3/2006	Goodson et al.	.....	428/542.2
D525,437 S *	7/2006	Leisch et al.	.....	D5/53
D634,555 S *	3/2011	Koz	.....	D5/60
D644,441 S *	9/2011	Hutchison	.....	D5/56
D665,780 S *	8/2012	Li et al.	.....	D14/248
2002/0187307 A1 *	12/2002	Tanaka et al.	.....	428/152
2003/0198781 A1 *	10/2003	Weder	.....	428/152
2007/0033779 A1 *	2/2007	Orlandi et al.	.....	28/100
2007/0254145 A1 *	11/2007	Sawin et al.	.....	428/292.1
2007/0281180 A1 *	12/2007	Inoue	.....	428/542.6

\* cited by examiner

*Primary Examiner* — Karen S Acker

(74) *Attorney, Agent, or Firm* — Nath, Goldberg & Meyer;  
Jerald L. Meyer; Scott C. Langford

(57) **CLAIM**

I claim the ornamental design for a sheet for vehicle seats, as shown and described.

**DESCRIPTION**

FIG. 1 is a surface view of a sheet for vehicle seats according to the design claimed;  
FIG. 2 is a reference view of FIG. 1; and,  
FIG. 3 is an enlarged detail of the area in FIG. 1 which is circumscribed in the reference view.  
The broken line perimeter surrounding FIGS. 1 and 2 represents the boundaries of the claim and forms no part thereof. The dot dash dot broken lines circumscribing the detail form no part of the claimed design. The design is flat and planar. The thickness and rear of the sheet for vehicle seats form no part of the claimed design.

**1 Claim, 3 Drawing Sheets**

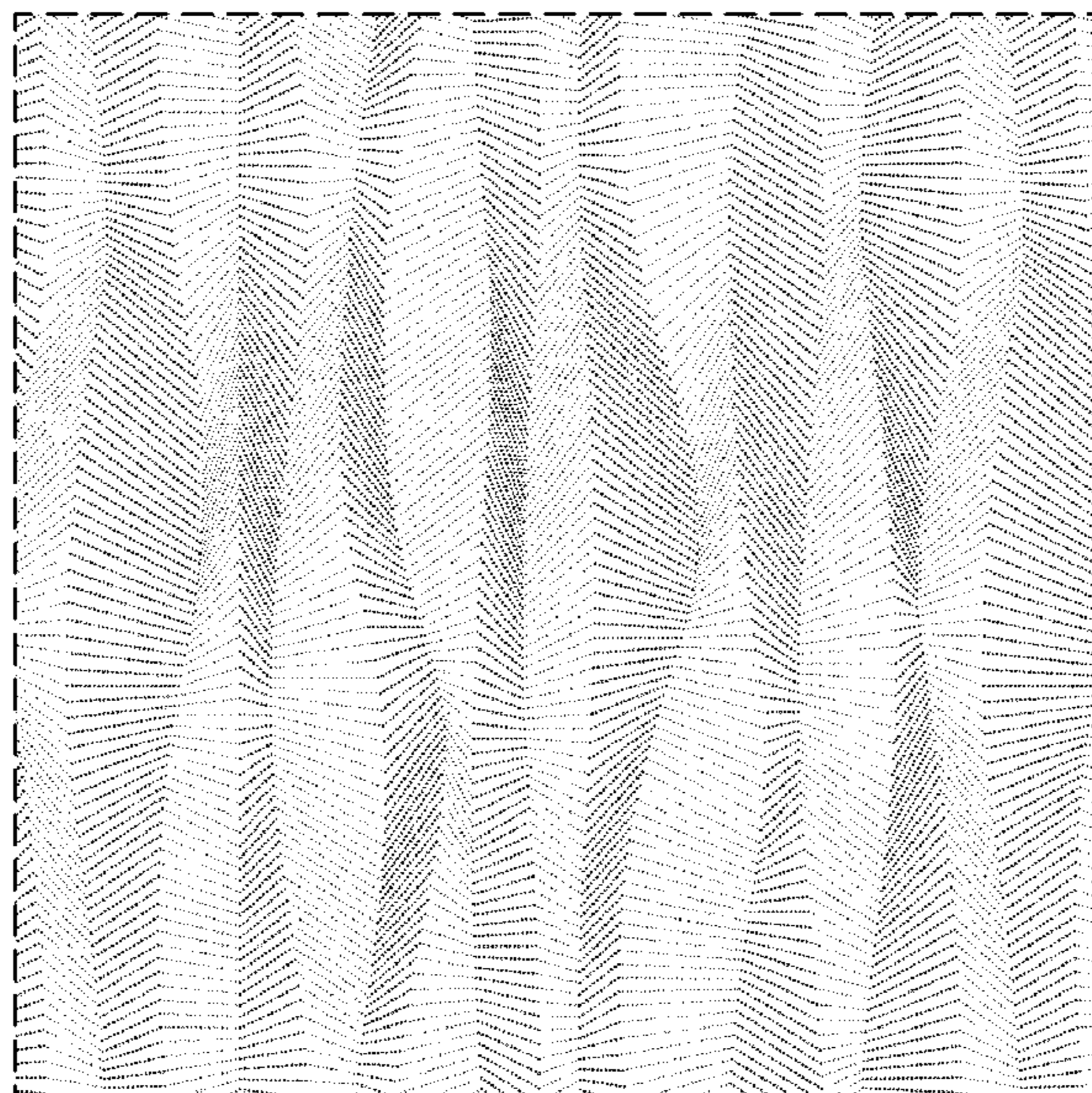


FIG 1




FIG. 2




FIG. 3

