



US00D684376S

(12) **United States Design Patent**
Lee

(10) **Patent No.:** **US D684,376 S**
(45) **Date of Patent:** **** Jun. 18, 2013**

(54) **SHEET FOR VEHICLE SEATS**

(75) Inventor: **Ji-Yoon Lee**, Seoul (KR)

(73) Assignee: **LG Hausys, Ltd.**, Seoul (KR)

(**) Term: **14 Years**

(21) Appl. No.: **29/413,646**

(22) Filed: **Feb. 17, 2012**

(30) **Foreign Application Priority Data**

Aug. 25, 2011 (KR) 30-2011-0035444

(51) **LOC (9) Cl.** **05-06**

(52) **U.S. Cl.**
USPC **D5/56**

(58) **Field of Classification Search**
USPC D5/4, 46, 53, 55-63, 99; D6/582,
D6/583, 602, 612, 617; D19/1, 5; D24/124,
D24/126; D32/43; 2/900; 5/490, 495; 15/208;
112/401, 416, 439; 139/383 R, 383 B; 428/32,
428/66.5, 85, 151, 152, 187, 542.6; 442/408
See application file for complete search history.

(56) **References Cited**

U.S. PATENT DOCUMENTS

D18,647 S *	10/1888	Burgess	D5/62
599,716 A *	3/1898	Lutwyche	428/152
D51,434 S *	10/1917	Baeck	D5/7
D88,231 S *	11/1932	Katzman	D5/56
D213,730 S *	4/1969	Shapira	D5/59
D245,196 S *	7/1977	Schroeder	D5/7
D276,282 S *	11/1984	Burg	D5/7
4,493,868 A *	1/1985	Meitner	428/171

4,885,193 A *	12/1989	Head	428/14
5,567,487 A *	10/1996	Head	428/14
D419,784 S *	2/2000	Weder	D5/60
7,008,700 B1 *	3/2006	Goodson et al.	428/542.2
D525,437 S *	7/2006	Leisch et al.	D5/53
D634,555 S *	3/2011	Koz	D5/60
D644,441 S *	9/2011	Hutchison	D5/56
D665,780 S *	8/2012	Li et al.	D14/248
2002/0187307 A1 *	12/2002	Tanaka et al.	428/152
2003/0198781 A1 *	10/2003	Weder	428/152
2007/0033779 A1 *	2/2007	Orlandi et al.	28/100
2007/0254145 A1 *	11/2007	Sawin et al.	428/292.1
2007/0281180 A1 *	12/2007	Inoue	428/542.6

* cited by examiner

Primary Examiner — Karen S Acker

(74) *Attorney, Agent, or Firm* — Nath, Goldberg & Meyer;
Jerald L. Meyer; Scott C. Langford

(57) **CLAIM**

I claim the ornamental design for a sheet for vehicle seats, as shown and described.

DESCRIPTION

FIG. 1 is a surface view of a sheet for vehicle seats according to the design claimed;
FIG. 2 is a reference view of FIG. 1; and,
FIG. 3 is an enlarged detail of the area in FIG. 1 which is circumscribed in the reference view.
The broken line perimeter surrounding FIGS. 1 and 2 represents the boundaries of the claim and forms no part thereof. The dot dash dot broken lines circumscribing the detail form no part of the claimed design. The design is flat and planar. The thickness and rear of the sheet for vehicle seats form no part of the claimed design.

1 Claim, 3 Drawing Sheets




FIG. 1




FIG. 2




FIG. 3

