



US00D684367S

(12) **United States Design Patent**
Phillips et al.

(10) **Patent No.:** **US D684,367 S**
(45) **Date of Patent:** **** Jun. 18, 2013**

(54) **ELECTRONIC DEVICE CASE**
(75) Inventors: **Alison Phillips**, Toronto (CA); **Caitlin Curran-Blaney**, Toronto (CA)
(73) Assignee: **Research In Motion Limited**, Waterloo, Ontario (CA)

D620,258 S * 7/2010 Fahrendorff D3/299
D630,840 S * 1/2011 Windlass et al. D3/220
D643,619 S * 8/2011 Littleton D3/215
D666,820 S * 9/2012 Phillips et al. D3/303
D669,258 S * 10/2012 Phillips et al. D3/218
D671,310 S * 11/2012 Phillips et al. D3/218
D671,737 S * 12/2012 Fahrendorff et al. D3/218
D675,441 S * 2/2013 Phillips et al. D3/303
D676,656 S * 2/2013 Phillips et al. D3/303

(**) Term: **14 Years**

* cited by examiner

(21) Appl. No.: **29/419,296**

Primary Examiner — Sheryl Lane

(22) Filed: **Apr. 26, 2012**

(51) **LOC (9) Cl.** **03-01**

(57) **CLAIM**

(52) **U.S. Cl.**
USPC **D3/301**

We claim the ornamental design for an electronic device case, as shown and described.

(58) **Field of Classification Search**
USPC D3/301, 303, 279, 219, 215, 230,
D3/226, 218; D19/26; 206/5, 320; 150/154;
224/660; 383/42, 93
See application file for complete search history.

DESCRIPTION

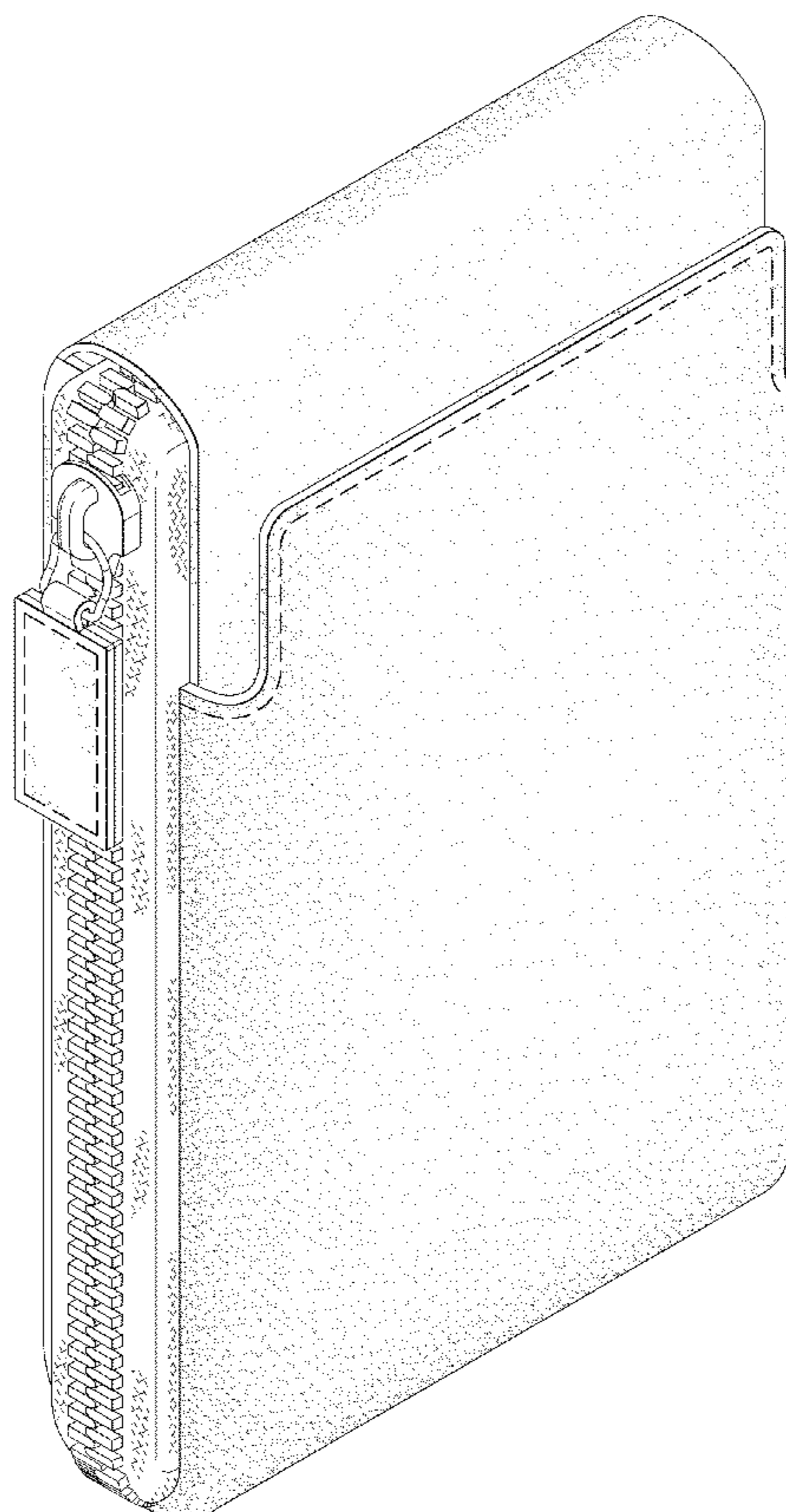
(56) **References Cited**

FIG. 1 is a front perspective view of an electronic device case; FIG. 2 is a front elevational view thereof; FIG. 3 is a back elevational view thereof; FIG. 4 is a left elevational view thereof; FIG. 5 is a right elevational view thereof; FIG. 6 is a top plan view thereof; and, FIG. 7 is a bottom plan view thereof. The broken lines in the drawings represent stitching and do form part of the claimed design.

U.S. PATENT DOCUMENTS

D392,462 S * 3/1998 Brown, Jr. D3/226
D417,953 S * 12/1999 Guy et al. D3/226
D438,007 S * 2/2001 Holland et al. D3/299
D520,747 S * 5/2006 McClain D3/303
D550,954 S * 9/2007 Boyd et al. D3/218
D564,752 S * 3/2008 Badillo et al. D3/218

1 Claim, 5 Drawing Sheets



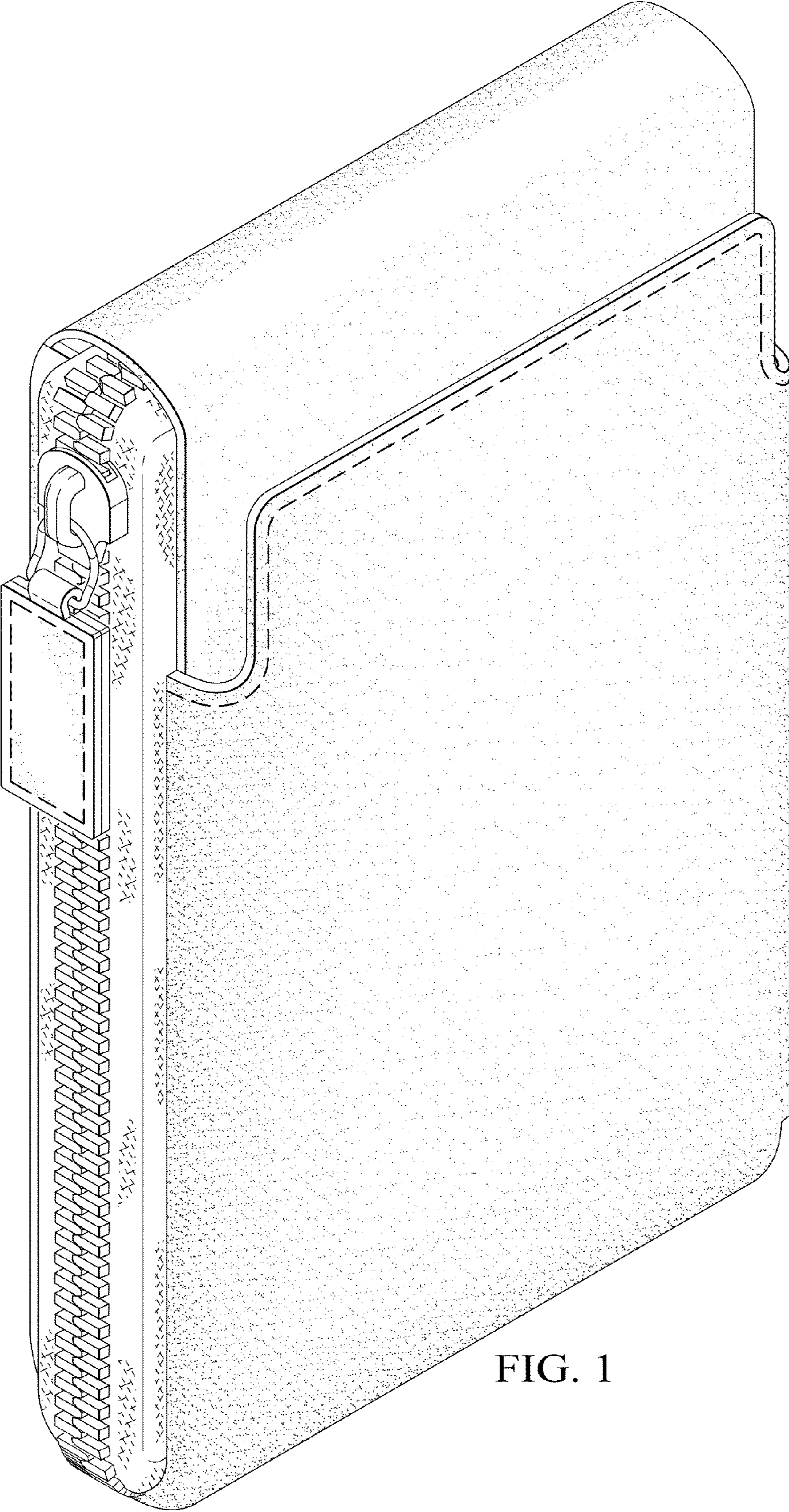


FIG. 1

FIG. 2




FIG. 3




FIG. 4

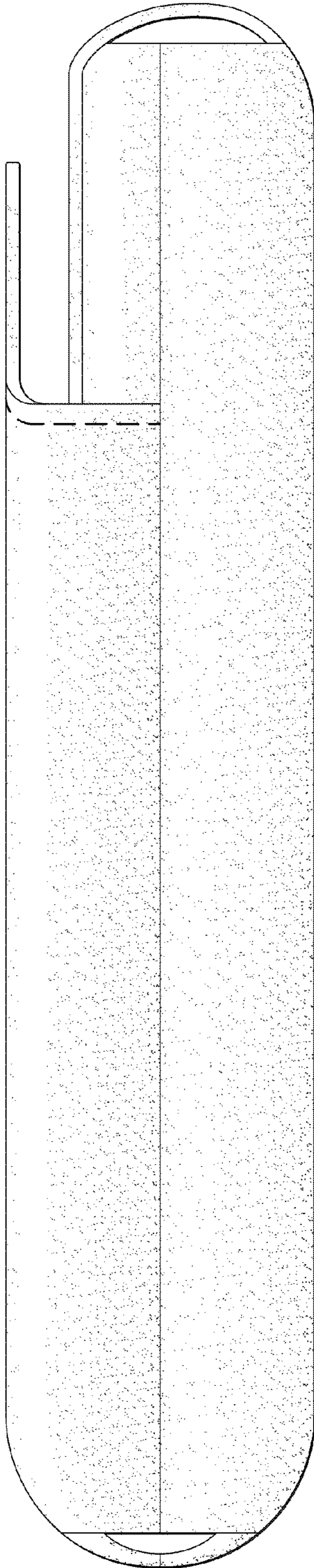
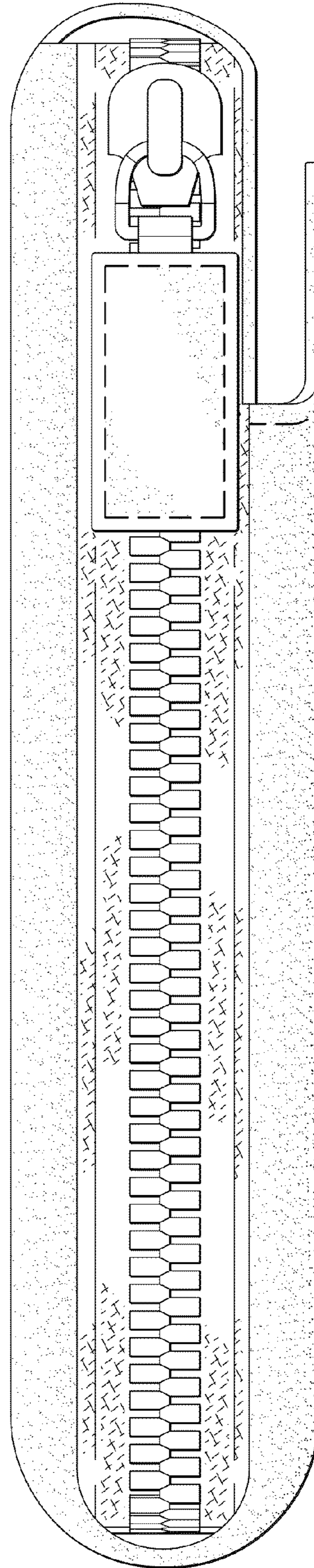


FIG. 5






FIG. 6




FIG. 7