



US00D684363S

(12) **United States Design Patent**
Wanders

(10) **Patent No.:** **US D684,363 S**

(45) **Date of Patent:** **** Jun. 18, 2013**

(54) **SUITCASE**

(75) Inventor: **Marcel Wanders**, Amsterdam (NL)

(73) Assignee: **Wanders Holding B.V.**, Amsterdam (NL)

(**) Term: **14 Years**

(21) Appl. No.: **29/409,947**

(22) Filed: **Dec. 30, 2011**

(30) **Foreign Application Priority Data**

Jun. 30, 2011 (EM) 001885286

(51) **LOC (9) Cl.** **03-01**

(52) **U.S. Cl.**

USPC **D3/276; D3/279**

(58) **Field of Classification Search**

USPC D3/273, 276, 278–279, 283–285,
D3/289, 301; 190/18 A, 100–127; 206/278,
206/286–287.1

See application file for complete search history.

(56) **References Cited**

U.S. PATENT DOCUMENTS

D581,666 S * 12/2008 Sijmons D3/279
D582,160 S * 12/2008 Sijmons D3/279

D602,252 S * 10/2009 Ehret D3/279
D659,395 S * 5/2012 Sijmons D3/279
D664,355 S * 7/2012 Moon D3/279
D665,998 S * 8/2012 Sijmons D3/279
2012/0241269 A1* 9/2012 Sheikh 190/115

* cited by examiner

Primary Examiner — Jennifer Rivard

(74) *Attorney, Agent, or Firm* — Hedman & Costigan, P.C.;
Kathleen A. Costigan

(57) **CLAIM**

I claim the ornamental design for a suitcase, as shown and described.

DESCRIPTION

FIG. 1 is a front, perspective view of a suitcase according to the present invention;
FIG. 2 is a right side plan view thereof;
FIG. 3 is a left side plan view thereof;
FIG. 4 is a front view thereof;
FIG. 5 is a back view thereof;
FIG. 6 is a top view thereof; and,
FIG. 7 is a bottom view thereof.

The broken lines shown in the drawings illustrate portions of the article and form no part of the claimed design.

1 Claim, 5 Drawing Sheets






FIG. 1




FIG. 2




FIG. 3




FIG. 4




FIG. 5




FIG. 6




FIG. 7