



US00D684360S

(12) **United States Design Patent**
Hubbell

(10) **Patent No.:** **US D684,360 S**

(45) **Date of Patent:** **** Jun. 18, 2013**

(54) **SATCHEL BAG**

D583,148 S * 12/2008 Stulman D3/232
D583,550 S * 12/2008 Stulman D3/232
D583,554 S * 12/2008 Stulman D3/232

(75) **Inventor:** **Carrie E Hubbell**, Mantoloking, NJ
(US)

* cited by examiner

(73) **Assignee:** **Carrie Dunham, LLC**, Mantoloking, NJ
(US)

Primary Examiner — Holly Baynham

(74) *Attorney, Agent, or Firm* — Burns & Levinson LLP;
Jerry Cohen

(**) **Term:** **14 Years**

(21) **Appl. No.:** **29/374,356**

(57) **CLAIM**

The ornamental design for a satchel bag, as shown and described.

(22) **Filed:** **Aug. 3, 2011**

(51) **LOC (9) Cl.** **03-01**

(52) **U.S. Cl.**

USPC **D3/233**

DESCRIPTION

(58) **Field of Classification Search**

USPC ... D3/232–233, 240–245, 283, 287; 150/100,
150/103–110, 113–114, 118–119

See application file for complete search history.

FIG. 1 is a side view of the satchel bag without a cover showing my new design in an opened position;
FIG. 2 is an exploded side view thereof, shown detached for clarity of illustration;
FIG. 3 is a top, side, front perspective view thereof with the cover attached; and,
FIG. 4 is an end view thereof with the cover attached.

(56) **References Cited**

U.S. PATENT DOCUMENTS

D358,482 S * 5/1995 Taguchi et al. D3/273
D398,082 S * 9/1998 Martz D30/109

1 Claim, 4 Drawing Sheets





FIG. 1

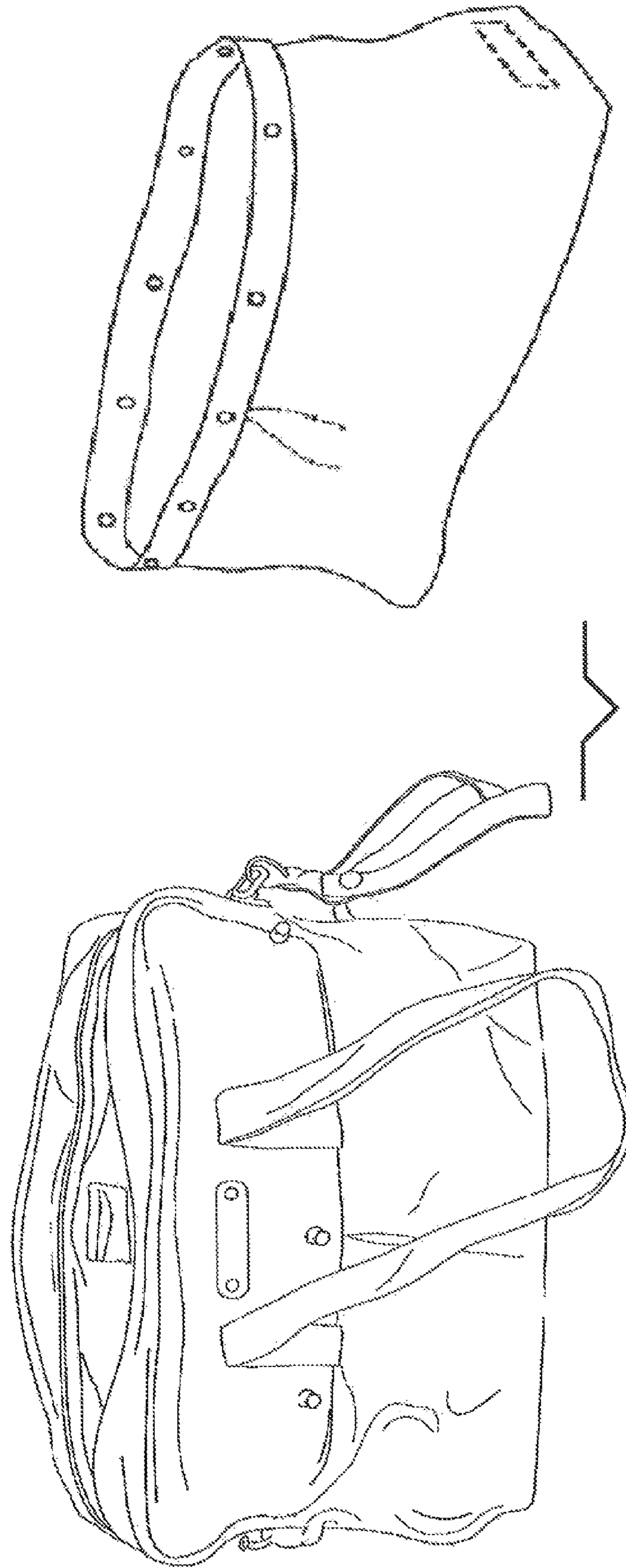


FIG. 2

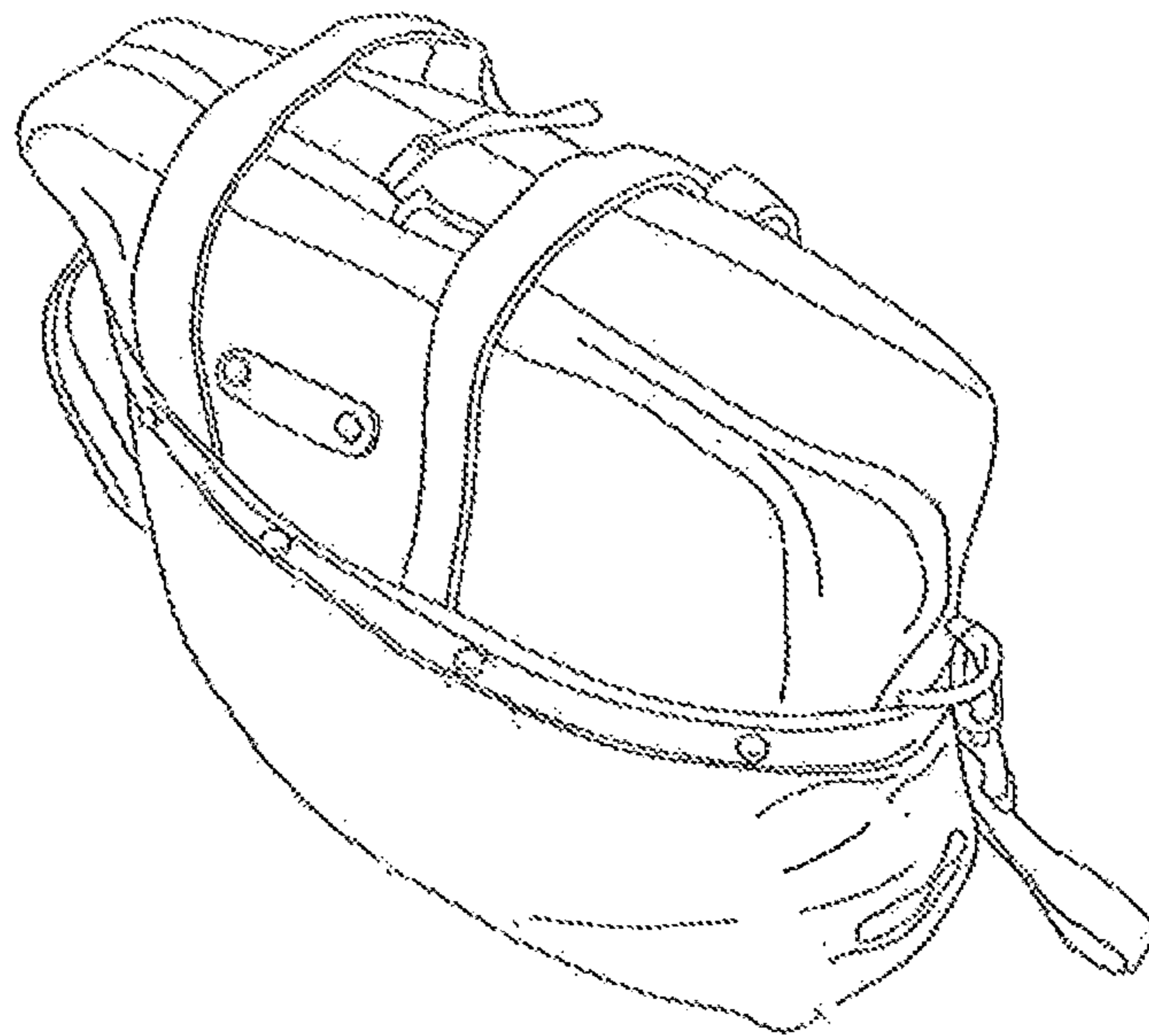


FIG. 3




FIG. 4