



US00D684330S

(12) **United States Design Patent**  
**Ward**

(10) **Patent No.:** **US D684,330 S**  
(45) **Date of Patent:** **\*\* Jun. 11, 2013**

- (54) **GLOVE AND BOOT DRIER**
- (71) Applicant: **Anthony C. Ward**, Annandale, MN (US)
- (72) Inventor: **Anthony C. Ward**, Annandale, MN (US)
- (\*\*) Term: **14 Years**
- (21) Appl. No.: **29/439,827**
- (22) Filed: **Dec. 14, 2012**
- (51) **LOC (9) Cl.** ..... **07-05**
- (52) **U.S. Cl.**  
USPC ..... **D32/58**
- (58) **Field of Classification Search**  
USPC ..... D32/8, 58, 59; D24/109; D7/708; 34/90, 34/600, 523, 441, 381, 240, 106, 105, 104, 34/103; D2/979  
See application file for complete search history.

3,645,009 A	2/1972	Ketchum	
4,085,519 A	4/1978	Masika	
4,136,464 A	1/1979	Hay	
5,058,289 A	10/1991	Guindon	
D349,788 S *	8/1994	Lafferriere et al.	D32/1
D372,346 S *	7/1996	Marks	D32/8
D373,867 S	9/1996	Rask	
D460,295 S *	7/2002	Fissell et al.	D6/467
6,766,594 B2	7/2004	DuRapau	
6,962,004 B2	11/2005	DuRapau	
D541,493 S *	4/2007	Peet	D32/8
7,430,816 B1	10/2008	Lozenski	
D604,916 S *	11/2009	Mansour et al.	D32/8
D648,091 S *	11/2011	Southwick	D32/58
D665,549 S *	8/2012	Kropf et al.	D32/58

\* cited by examiner

*Primary Examiner* — Austin Murphy  
(74) *Attorney, Agent, or Firm* — Albert W. Watkins

(57) **CLAIM**  
I claim the ornamental design for a glove and boot drier, as shown and described.

**DESCRIPTION**

FIG. 1 is a front elevational view showing my new design, with the back elevational view being identical thereto; FIG. 2 is a right elevational view thereof, with the left elevational view being a mirror image thereof; FIG. 3 is a bottom plan view thereof; FIG. 4 is a top plan view thereof; and, FIG. 5 is a perspective view thereof.

**1 Claim, 2 Drawing Sheets**

- (56) **References Cited**
- U.S. PATENT DOCUMENTS
- 386,746 A 7/1888 Hess
- 426,111 A 4/1890 Coffin
- 629,944 A 8/1899 Witmer
- 686,314 A 11/1901 Mansfield
- 1,444,264 A 2/1923 O'Neill
- 1,731,272 A 10/1929 Schrenkeisen
- 2,446,234 A 8/1948 Lieber
- 2,465,362 A 3/1949 Elliott

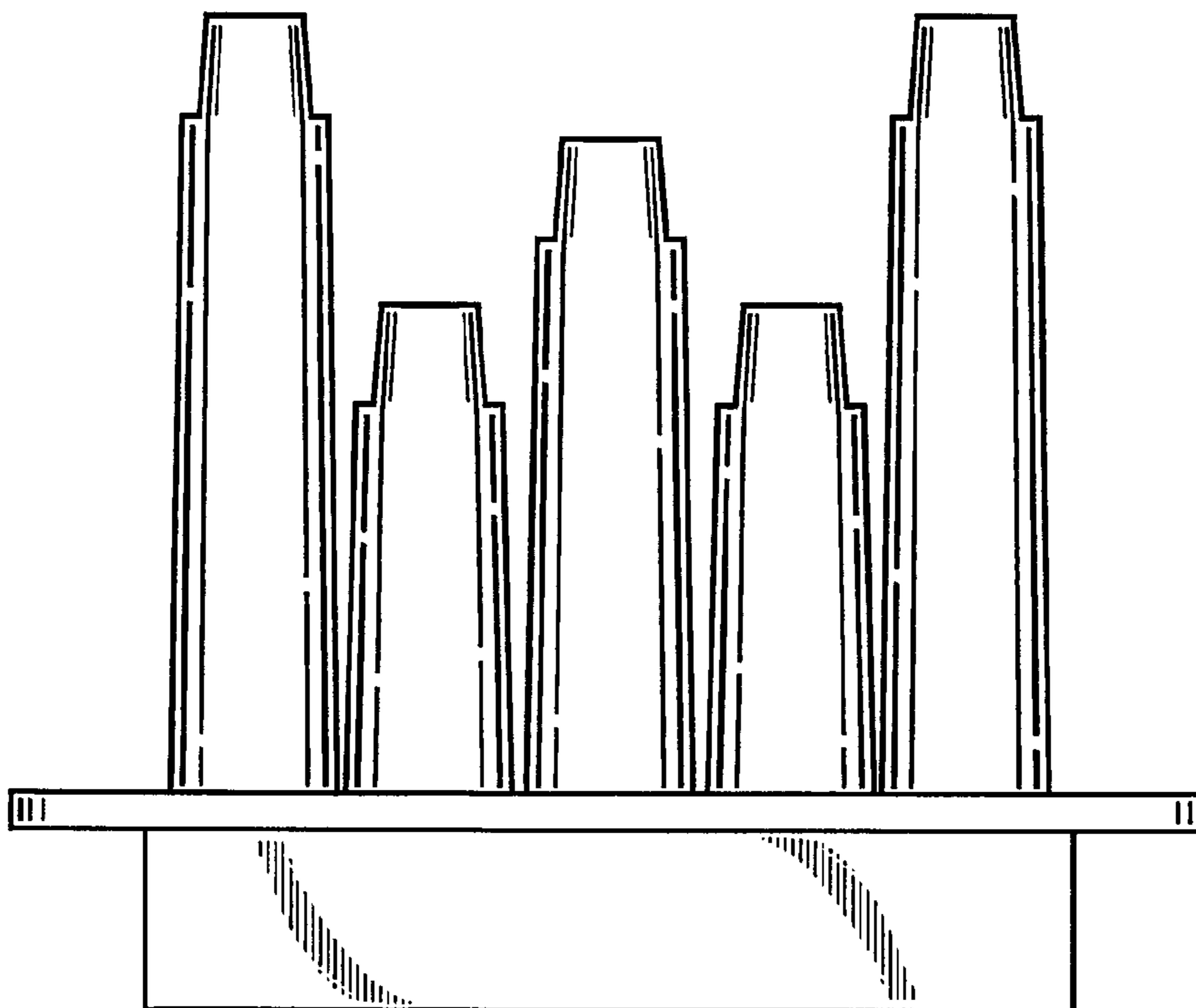


FIG. 1

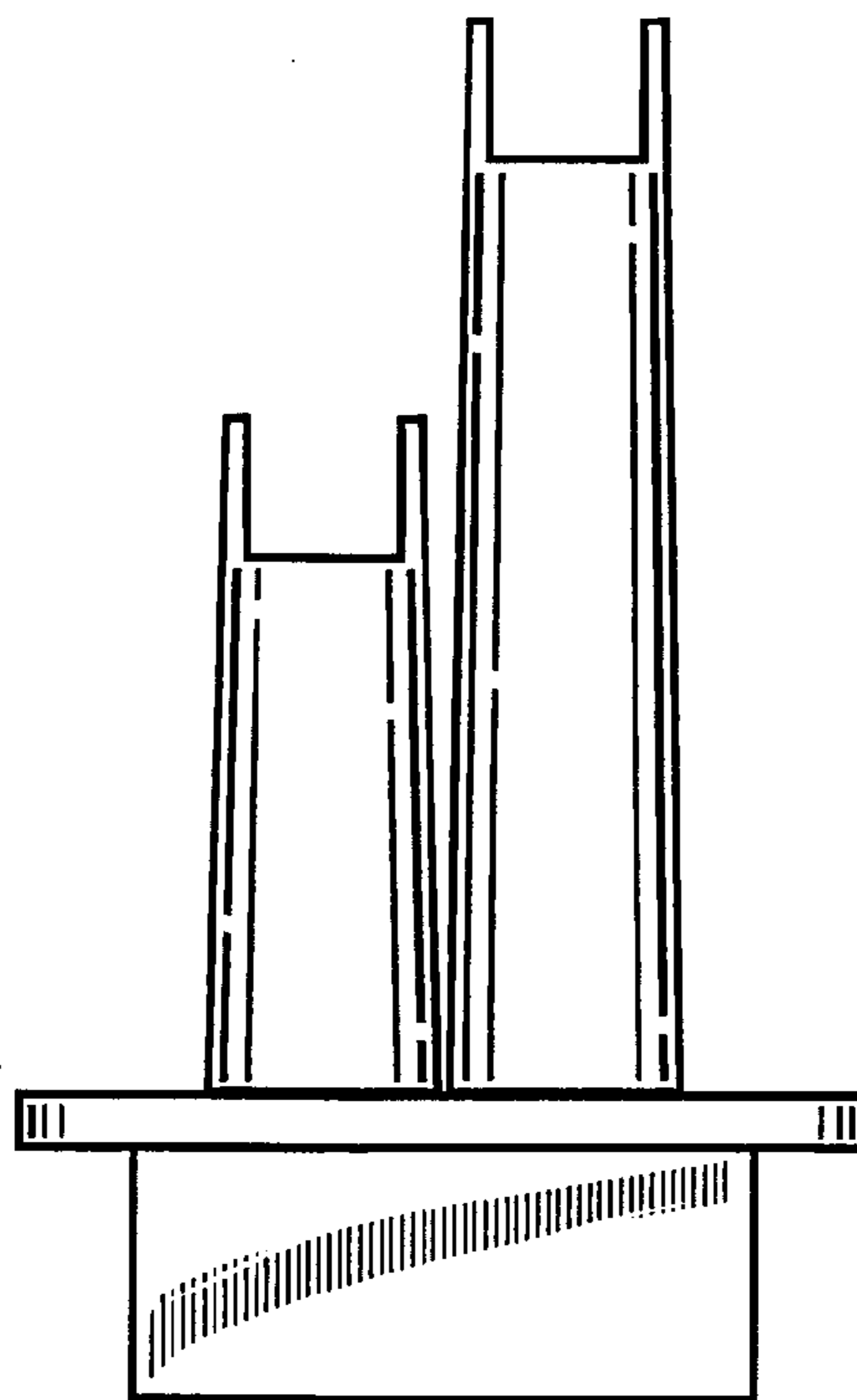
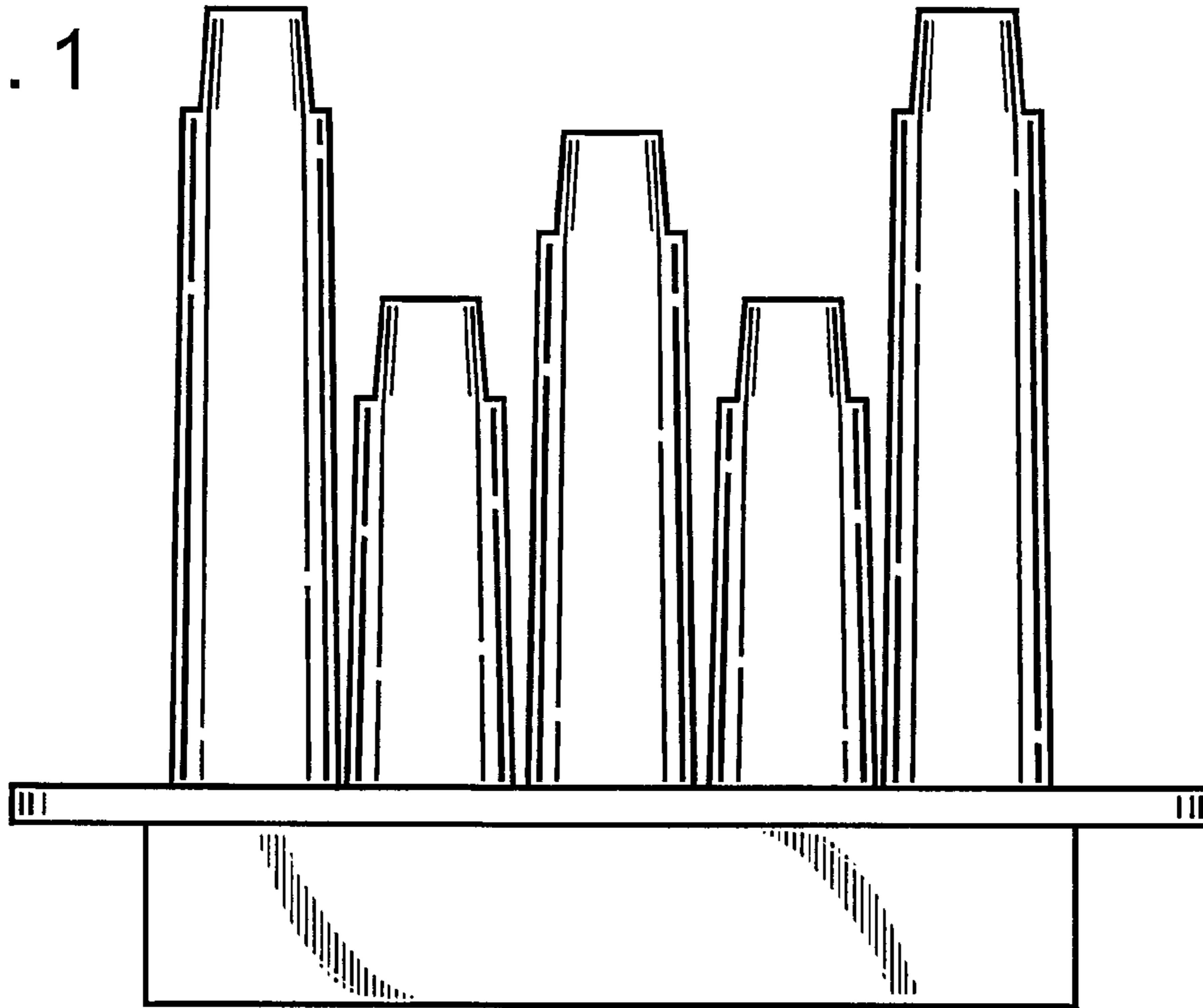


FIG. 2

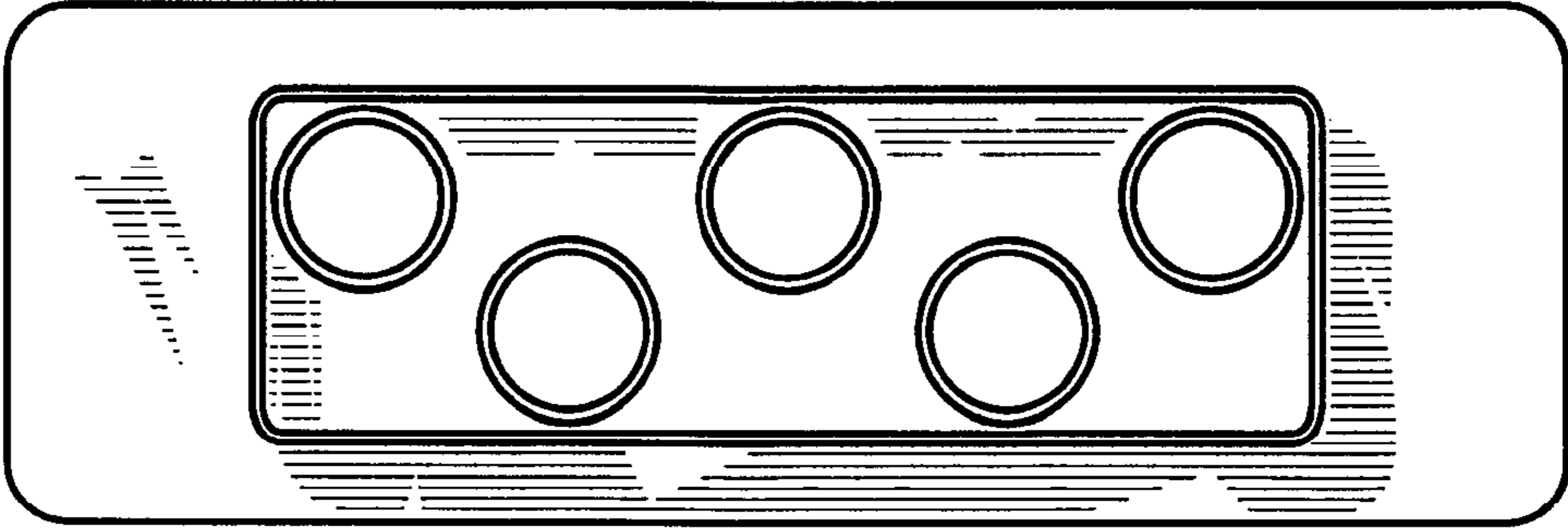


FIG. 3




FIG. 4

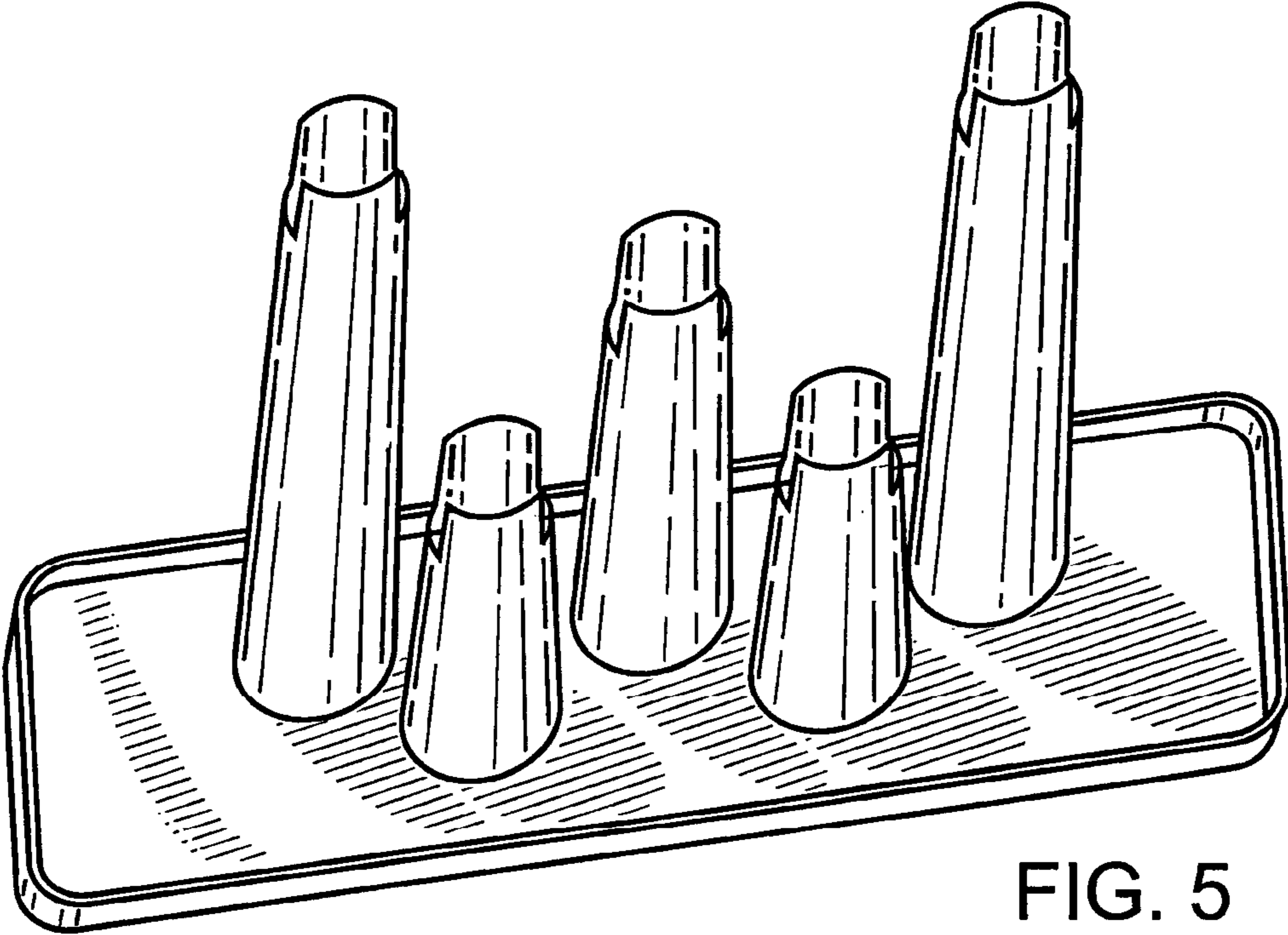


FIG. 5