



US00D684305S

(12) **United States Design Patent**
Lin et al.

(10) **Patent No.:** **US D684,305 S**
(45) **Date of Patent:** **** Jun. 11, 2013**

(54) **LAMPSHADE**

(71) Applicants: **Angel Qi Lin**, Shanghai (CN); **Jojo Jia Liang**, Shanghai (CN)

(72) Inventors: **Angel Qi Lin**, Shanghai (CN); **Jojo Jia Liang**, Shanghai (CN)

(73) Assignee: **Koninklijke Philips Electronics N.V.**, Eindhoven (NL)

(**) Term: **14 Years**

(21) Appl. No.: **29/436,231**

(22) Filed: **Nov. 2, 2012**

(30) **Foreign Application Priority Data**

May 7, 2012 (EM) 002038059-0010

(51) **LOC (9) Cl.** **26-99**

(52) **U.S. Cl.**
USPC **D26/118**

(58) **Field of Classification Search**
USPC D26/118, 113, 119, 120, 128, 145, D26/76, 75, 148, 146, 138, 155, 154, 68, D26/69, 147, 135, 136, 137, 121, 122, 123, D26/132, 134, 141, 142, 143, 144, 62, 65, D26/125, 126, 129, 131, 149, 150, 152, 153, D26/1, 2, 3, 63, 64, 66, 67, 71, 85, 86, 88, D26/72, 73, 89, 26, 83, 93, 130, 133, 104, D26/102; 362/241, 249.01-249.12, 294, 362/362, 326, 373, 372; D9/429; D11/143, D11/153; D13/179, 180

See application file for complete search history.

(56) **References Cited**

U.S. PATENT DOCUMENTS

D25,661 S * 6/1896 Ballou D26/134
D40,180 S * 7/1909 Mygatt D26/134

D73,862 S * 11/1927 Owen D26/132
D77,556 S * 1/1929 Kopp D11/143
1,763,963 A * 6/1930 Guth 362/312
D176,921 S * 2/1956 Koepke D26/130
3,223,828 A * 12/1965 Mast 392/364
D237,003 S * 9/1975 Jahandideh D26/104
D271,083 S * 10/1983 Tyler D9/429
D280,242 S * 8/1985 Burket et al. D26/134
D280,446 S * 9/1985 Ishii D26/130
D293,823 S * 1/1988 Fieschi et al. D26/6
D299,445 S * 1/1989 Lee D11/153
D320,439 S * 10/1991 Harper D23/328
D339,205 S * 9/1993 Kramer D26/102
D351,121 S * 10/1994 Lauchlan D11/143
D357,085 S * 4/1995 Ratia D26/10
D363,362 S * 10/1995 Davis, Sr. D26/131
D367,337 S * 2/1996 Barnes et al. D26/134
D406,365 S * 3/1999 Furner D26/9
D417,018 S * 11/1999 Soller D26/9
D420,163 S * 2/2000 Fouke D26/88
D422,101 S * 3/2000 Barraclough et al. D26/9
D422,720 S * 4/2000 Hardy D26/11
D439,009 S * 3/2001 Broeders D26/119
D444,263 S * 6/2001 Dolan D26/130
D448,868 S * 10/2001 Carpenter D26/11
D454,190 S * 3/2002 Trocola D23/366
D456,550 S * 4/2002 Clodagh D26/85
D468,200 S * 1/2003 Kim et al. D9/428

(Continued)

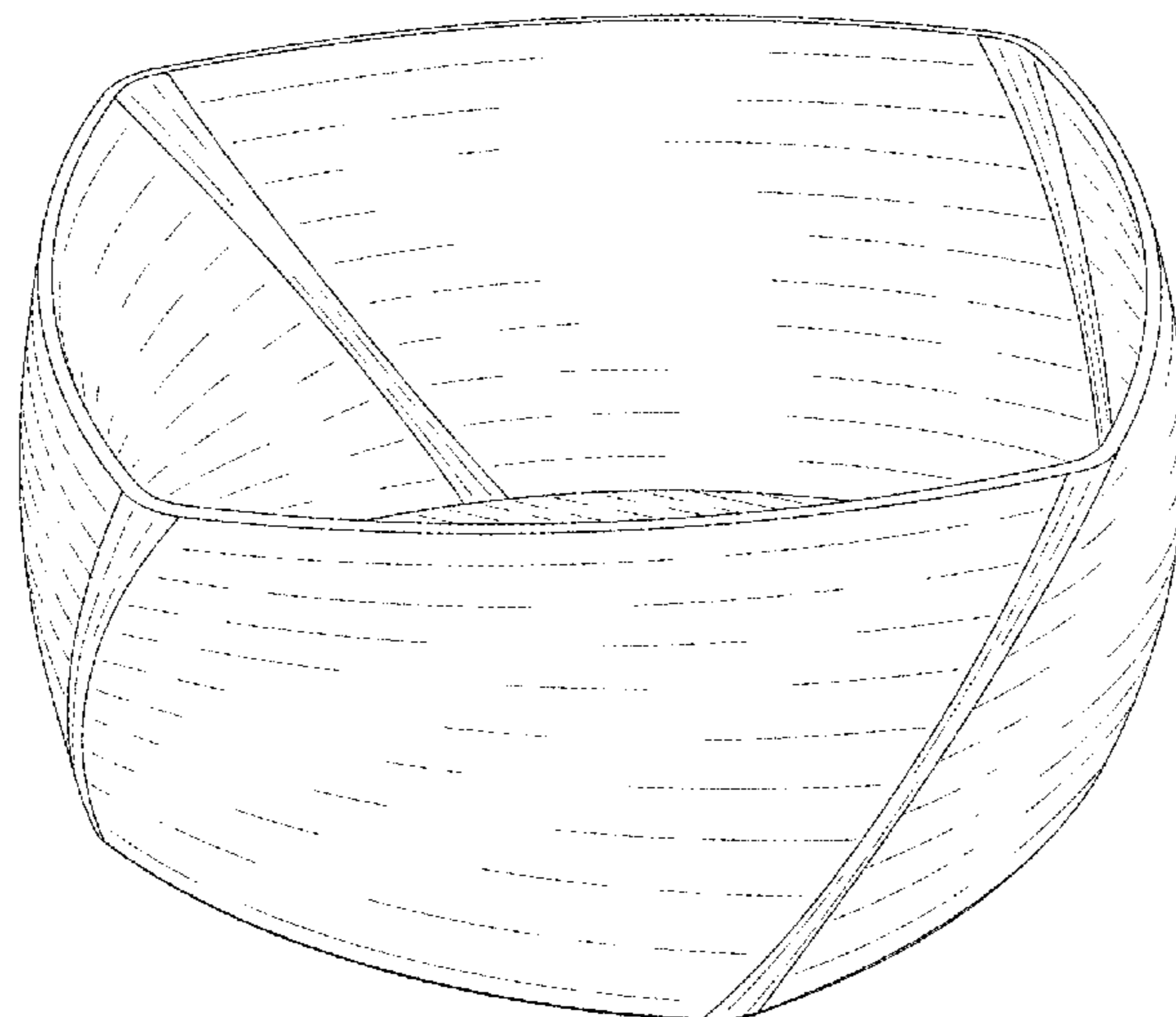
Primary Examiner — Kevin Rudzinski

(57) **CLAIM**
The ornamental design for a lampshade, as shown.

DESCRIPTION

FIG. 1 is a perspective view showing my design;
FIG. 2 is a front elevational view thereof;
FIG. 3 is a rear elevational view thereof;
FIG. 4 is a right side elevational view thereof;
FIG. 5 is a left side elevational view thereof;
FIG. 6 is a top plan view thereof; and,
FIG. 7 is a bottom plan view thereof.

1 Claim, 5 Drawing Sheets



US D684,305 S

Page 2

U.S. PATENT DOCUMENTS

D468,847	S *	1/2003	Lee	D26/9
D473,004	S *	4/2003	Hoernig	D26/87
6,550,936	B2 *	4/2003	Foley	362/268
D489,501	S *	5/2004	Dretzka	D34/1
D494,308	S *	8/2004	Sales	D26/123
D506,017	S *	6/2005	Chen	D26/40
D506,565	S *	6/2005	Yurich	D26/89
7,011,425	B2 *	3/2006	Morris et al.	362/161
D535,376	S *	1/2007	Michaels et al.	D23/366
D553,791	S *	10/2007	Bouroullec et al.	D26/128
D562,493	S *	2/2008	Chen	D26/88
D575,444	S *	8/2008	Lissoni	D26/137
D575,894	S *	8/2008	Lissoni	D26/88
D576,341	S *	9/2008	Dordoni	D26/90
D585,582	S *	1/2009	Campbell	D26/88
D592,798	S *	5/2009	Chandler	D26/118
D593,702	S *	6/2009	Sabernig	D26/88
D603,034	S *	10/2009	Thompson	D23/366
D620,177	S *	7/2010	Sabernig	D26/84
D625,852	S *	10/2010	Franklin	D26/22
7,858,015	B2 *	12/2010	Urquhart et al.	264/301
D636,114	S *	4/2011	De Lucchi	D26/128
D636,527	S *	4/2011	Yao	D26/134
D638,570	S *	5/2011	Verelst	D26/91
D645,607	S *	9/2011	Chen	D26/130
D646,824	S *	10/2011	Bembridge	D26/67
D659,886	S *	5/2012	Wauters	D26/90
D663,817	S *	7/2012	Browder	D23/366
D670,854	S *	11/2012	Yang	D26/118
D671,029	S *	11/2012	Missoni	D11/146
D672,481	S *	12/2012	Arslanian	D26/22
2004/0032733	A1 *	2/2004	Gabriel et al.	362/161

* cited by examiner

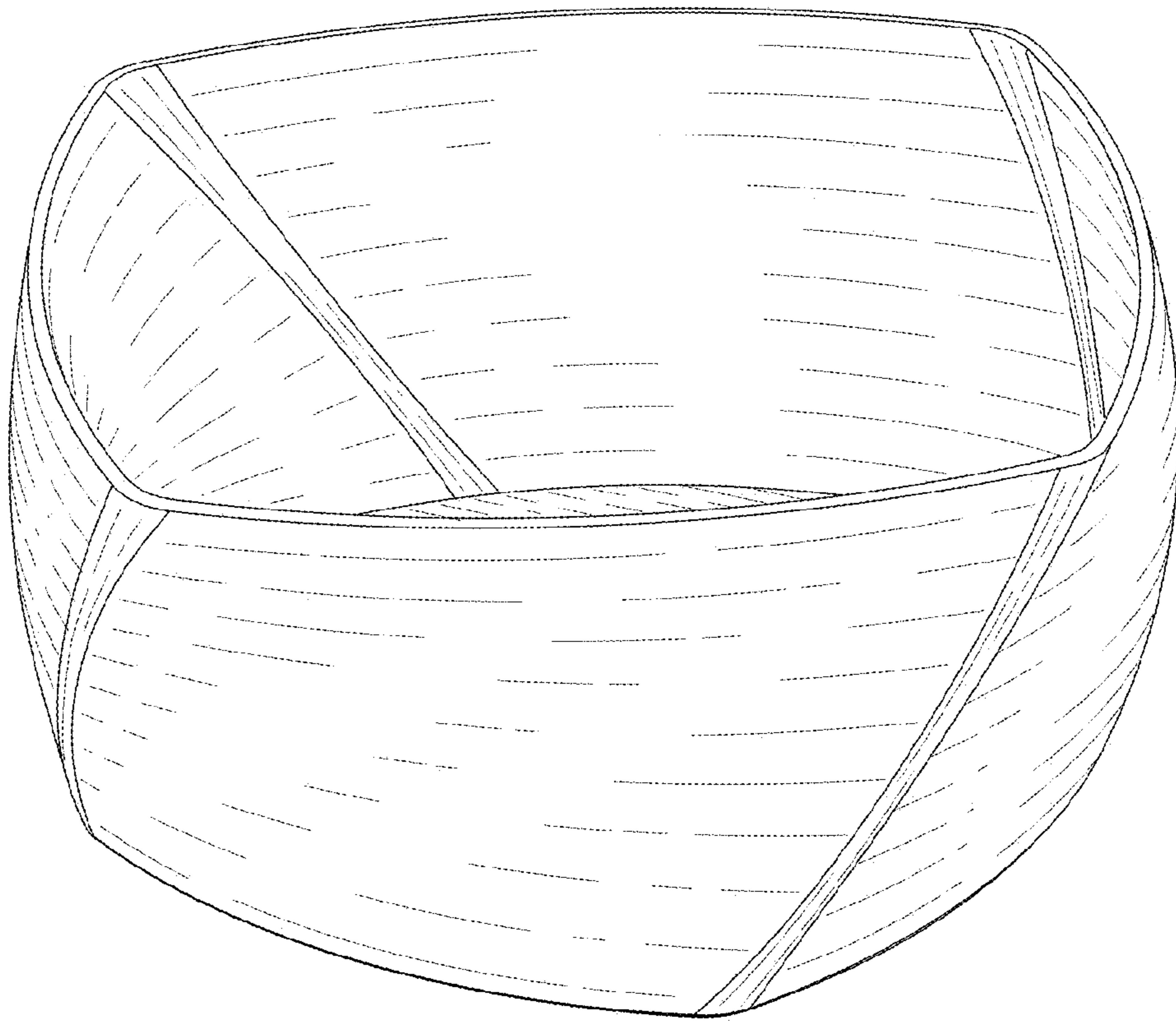


FIG. 1

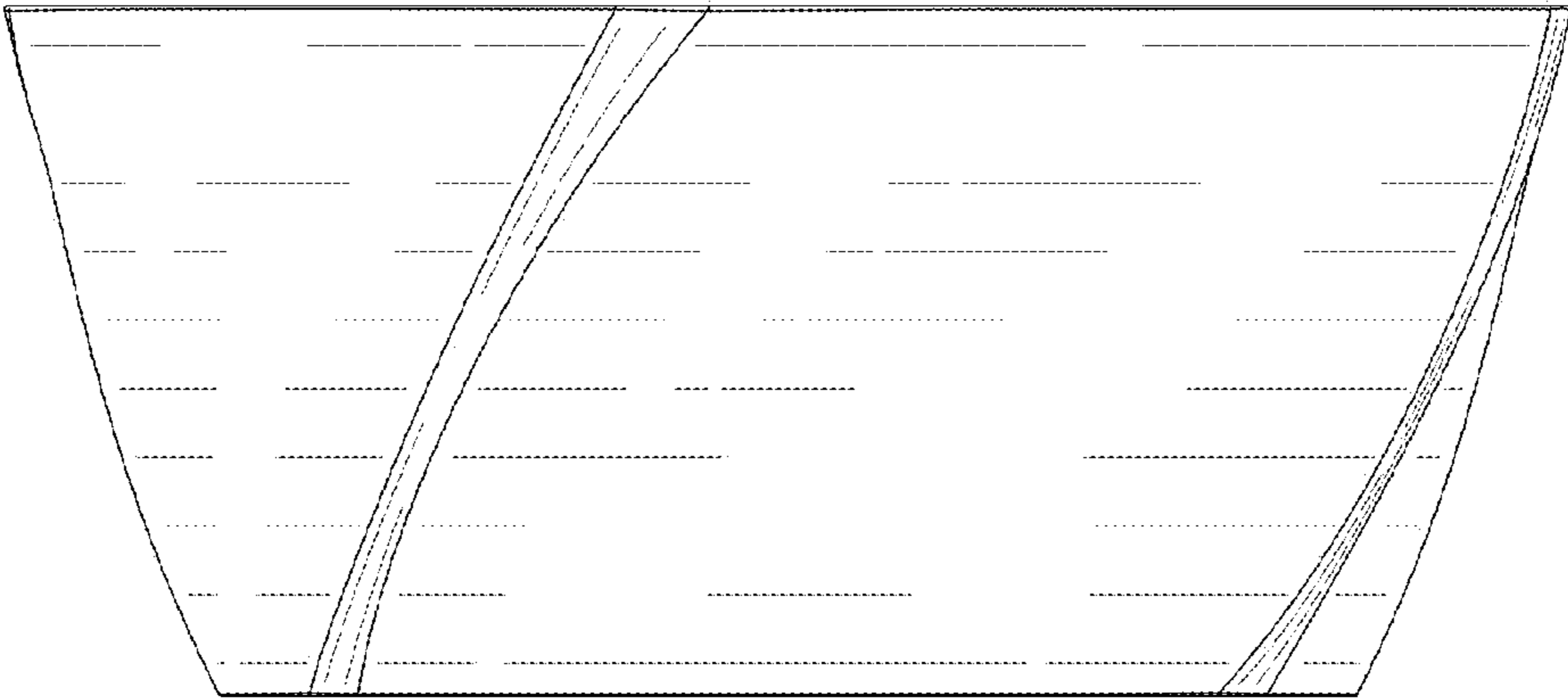


FIG. 2

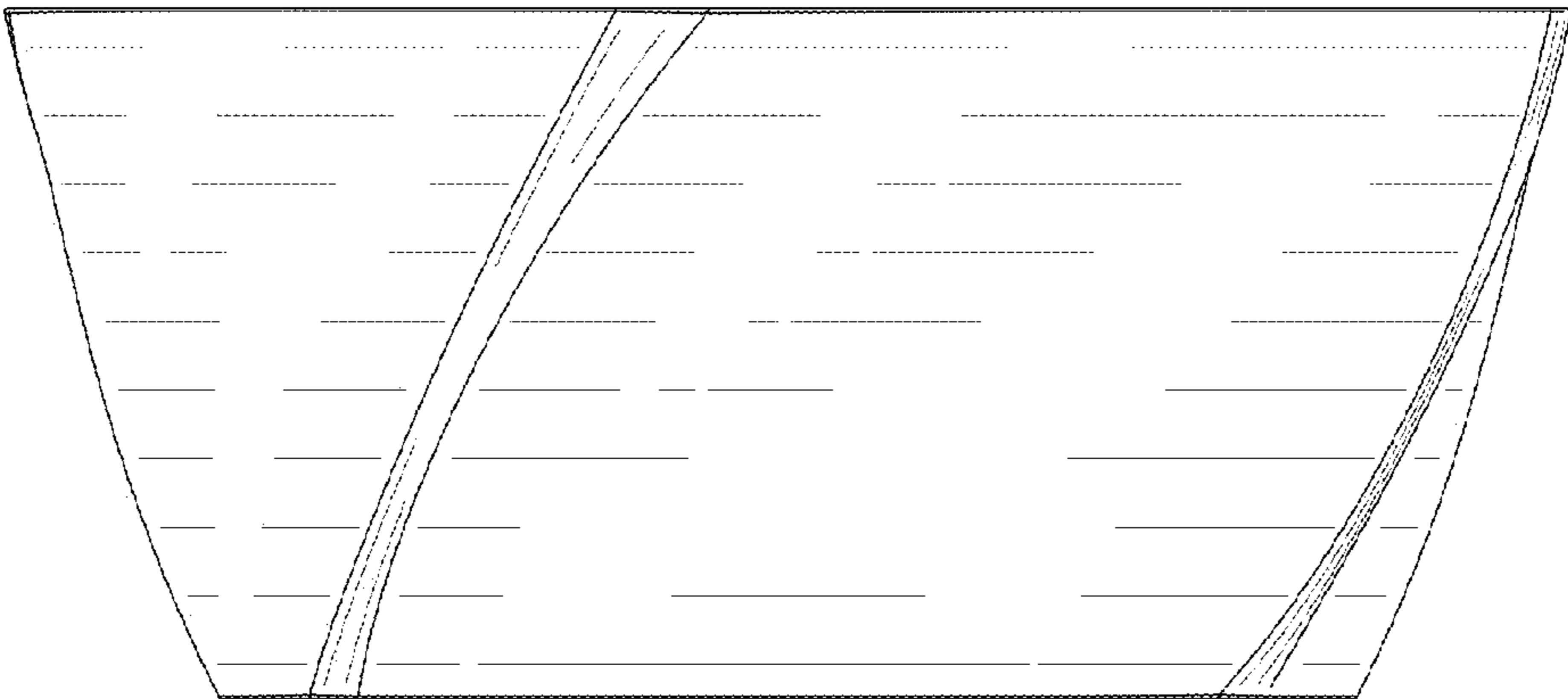


FIG. 3

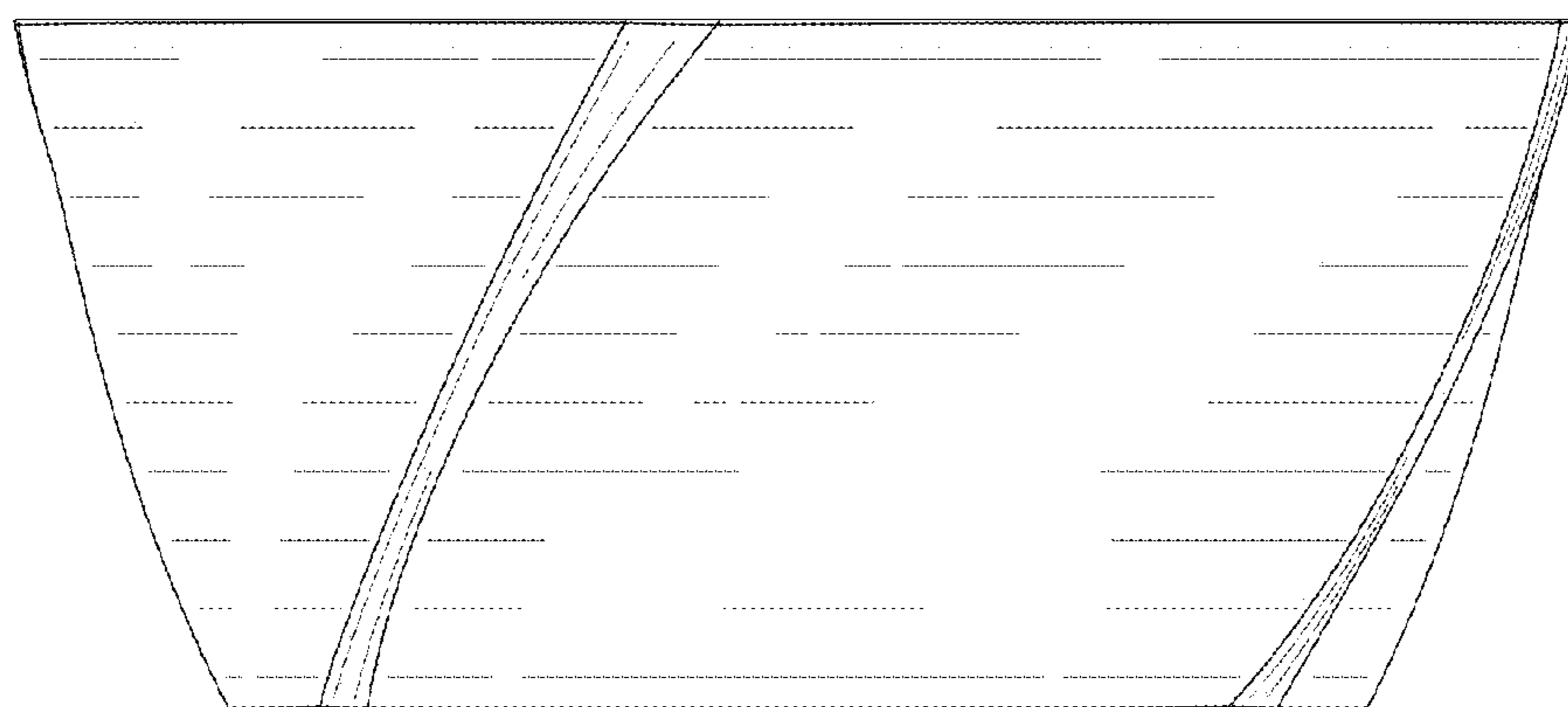


FIG. 4

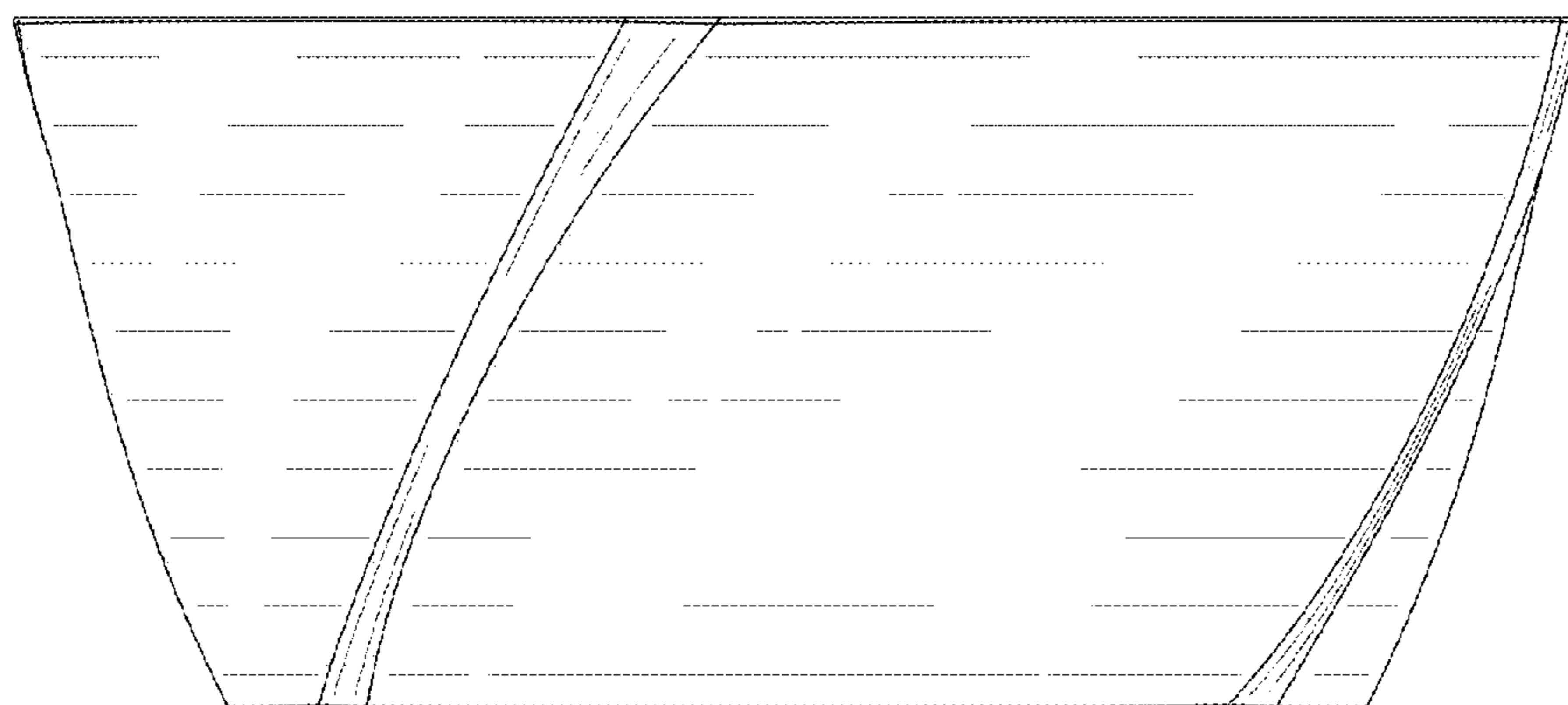


FIG. 5

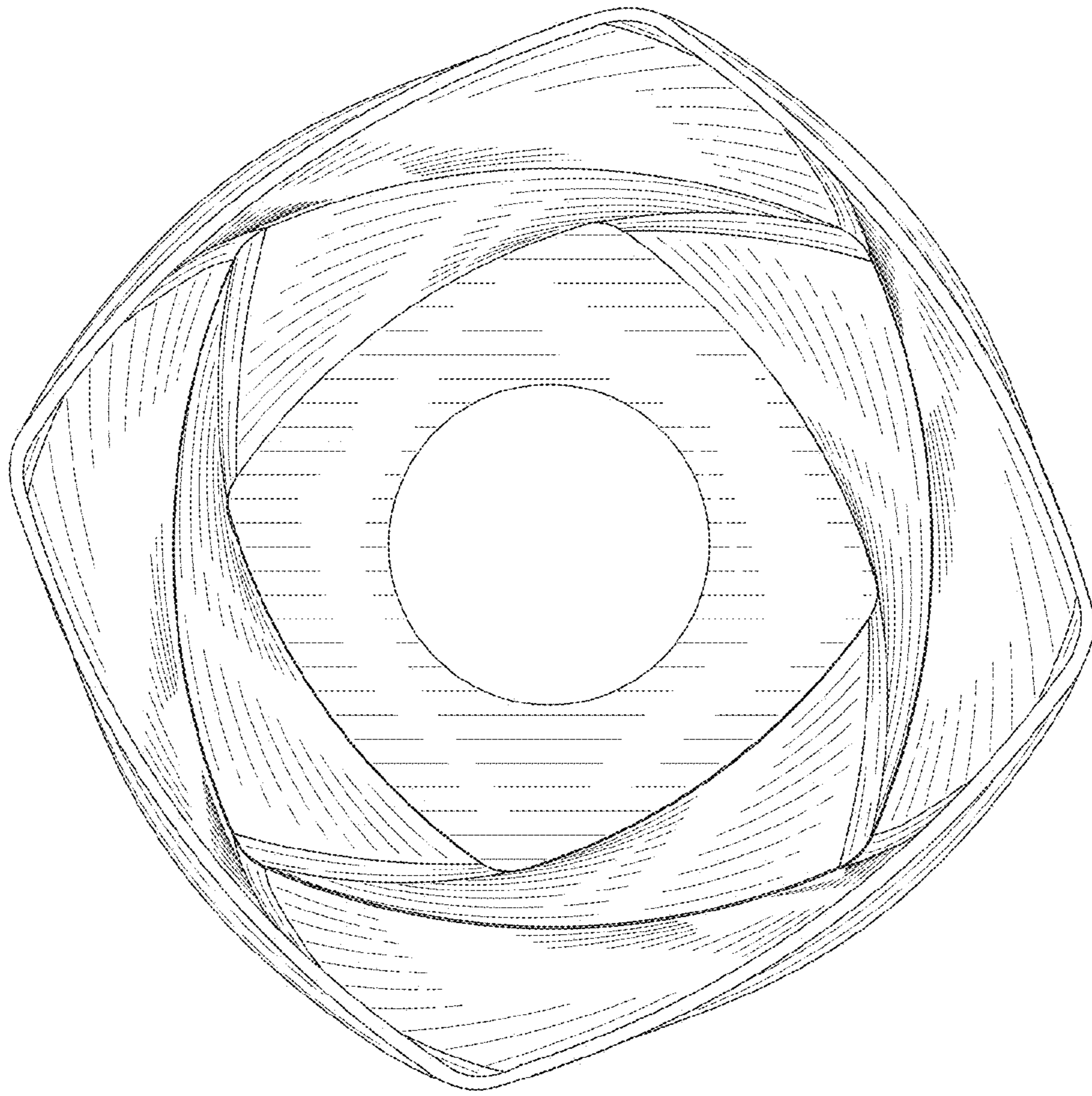


FIG. 6

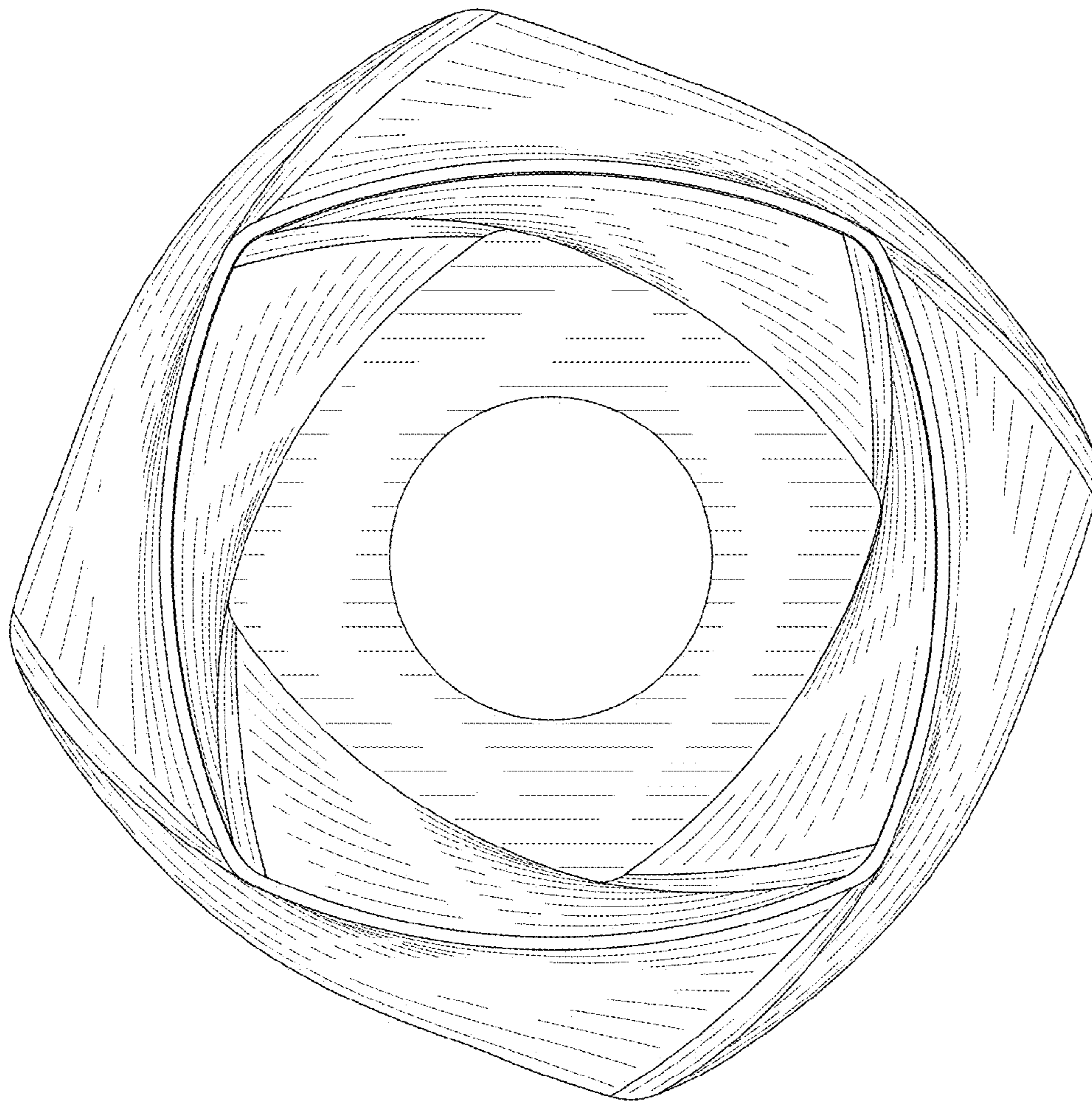


FIG. 7