



US00D684292S

(12) **United States Design Patent**  
**Sonneman**

(10) **Patent No.:** **US D684,292 S**  
(45) **Date of Patent:** **\*\* Jun. 11, 2013**

(54) **LIGHT FIXTURE WITH LIGHT CLUSTERS**

(76) Inventor: **Robert A. Sonneman**, Mamaroneck, NY  
(US)

(\*\*) Term: **14 Years**

(21) Appl. No.: **29/416,898**

(22) Filed: **Mar. 28, 2012**

(51) **LOC (9) Cl.** ..... **26-05**

(52) **U.S. Cl.**  
USPC ..... **D26/83; D26/89**

(58) **Field of Classification Search**  
USPC ..... D26/72, 75, 76, 80, 83, 84, 86, 88-90,  
D26/124, 128, 87, 91, 92; 362/147, 404-408  
See application file for complete search history.

(56) **References Cited**

**U.S. PATENT DOCUMENTS**

D122,864 S *	10/1940	Dreyfuss	.....	D26/75
D155,340 S *	9/1949	Frisbie	.....	D26/93
3,212,713 A *	10/1965	Chatten	.....	239/17
D235,914 S *	7/1975	Schacht	.....	D26/84
D240,156 S *	6/1976	Von Serda	.....	D26/128
D240,653 S *	7/1976	Eftekhar	.....	D26/80
D241,066 S *	8/1976	Schacht	.....	D26/81
D246,203 S *	10/1977	Harris	.....	D26/80
D265,134 S *	6/1982	Bessone et al.	.....	D26/93

D294,068 S *	2/1988	Platner	.....	D26/81
D314,059 S *	1/1991	O'Neil	.....	D26/73
D438,664 S *	3/2001	Lewis	.....	D26/86
D444,904 S *	7/2001	Orozco	.....	D26/86
D573,299 S *	7/2008	Fanning	.....	D26/153
D619,291 S *	7/2010	Thevenot	.....	D26/75
D626,284 S *	10/2010	Zeisner	.....	D26/154
D634,887 S *	3/2011	Kitts	.....	D26/143
D645,603 S *	9/2011	Overy et al.	.....	D26/93
D671,255 S *	11/2012	Sonneman	.....	D26/85
D674,954 S *	1/2013	Sonneman	.....	D26/88
D674,957 S *	1/2013	Sonneman	.....	D26/104

\* cited by examiner

*Primary Examiner* — Clare E Heflin

(74) *Attorney, Agent, or Firm* — Gottlieb, Rackman & Reisman, P.C.

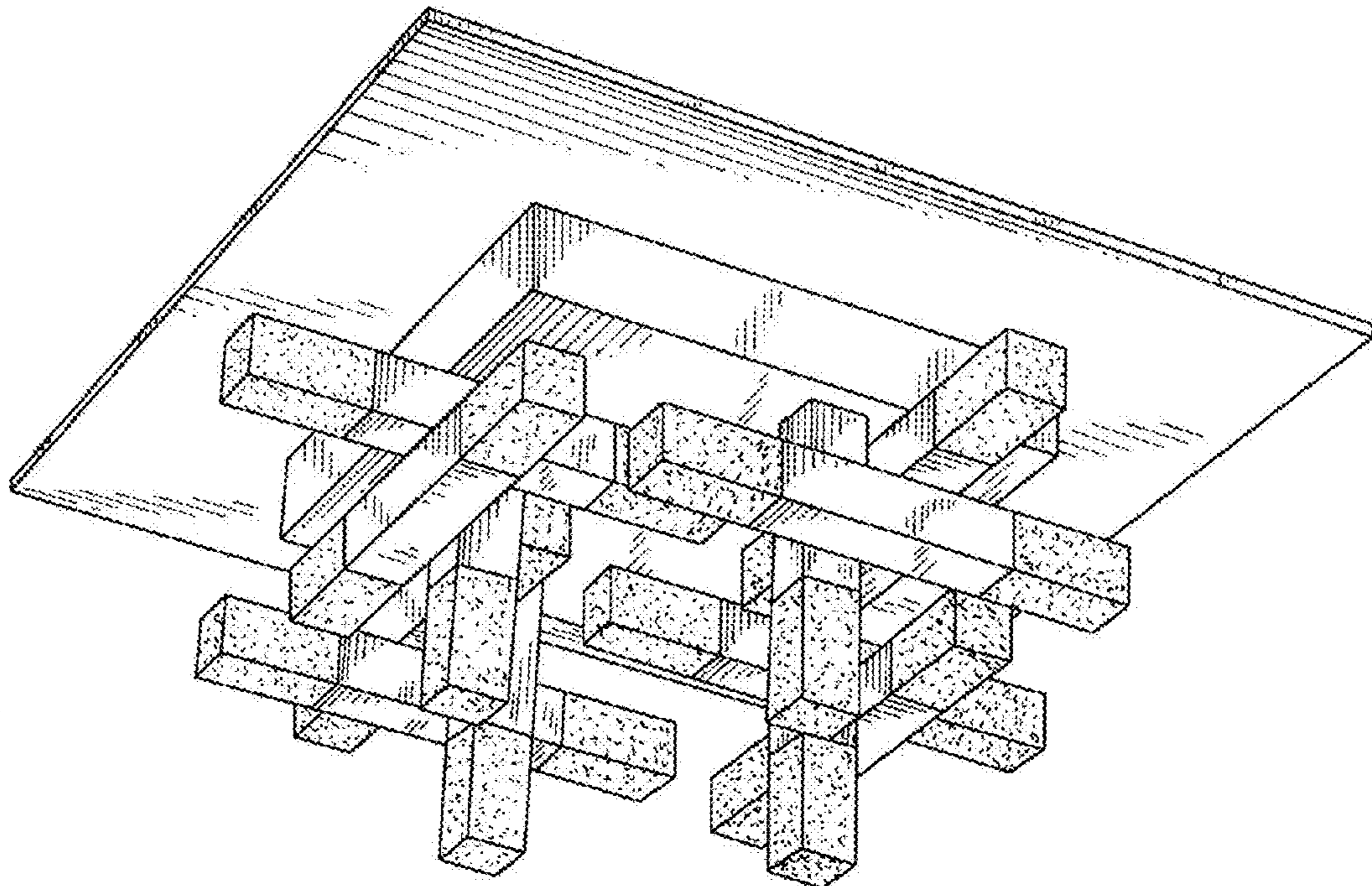
(57) **CLAIM**

The ornamental design for a light fixture with light clusters, as shown and described.

**DESCRIPTION**

FIG. 1 is a perspective view of the light fixture with light clusters showing my new design; FIG. 2 is a front elevational view thereof; the left, right and rear side elevational views being the same; and, FIG. 3 is a bottom plan view thereof; the top plan view thereof is not shown as being conventional.

**1 Claim, 3 Drawing Sheets**



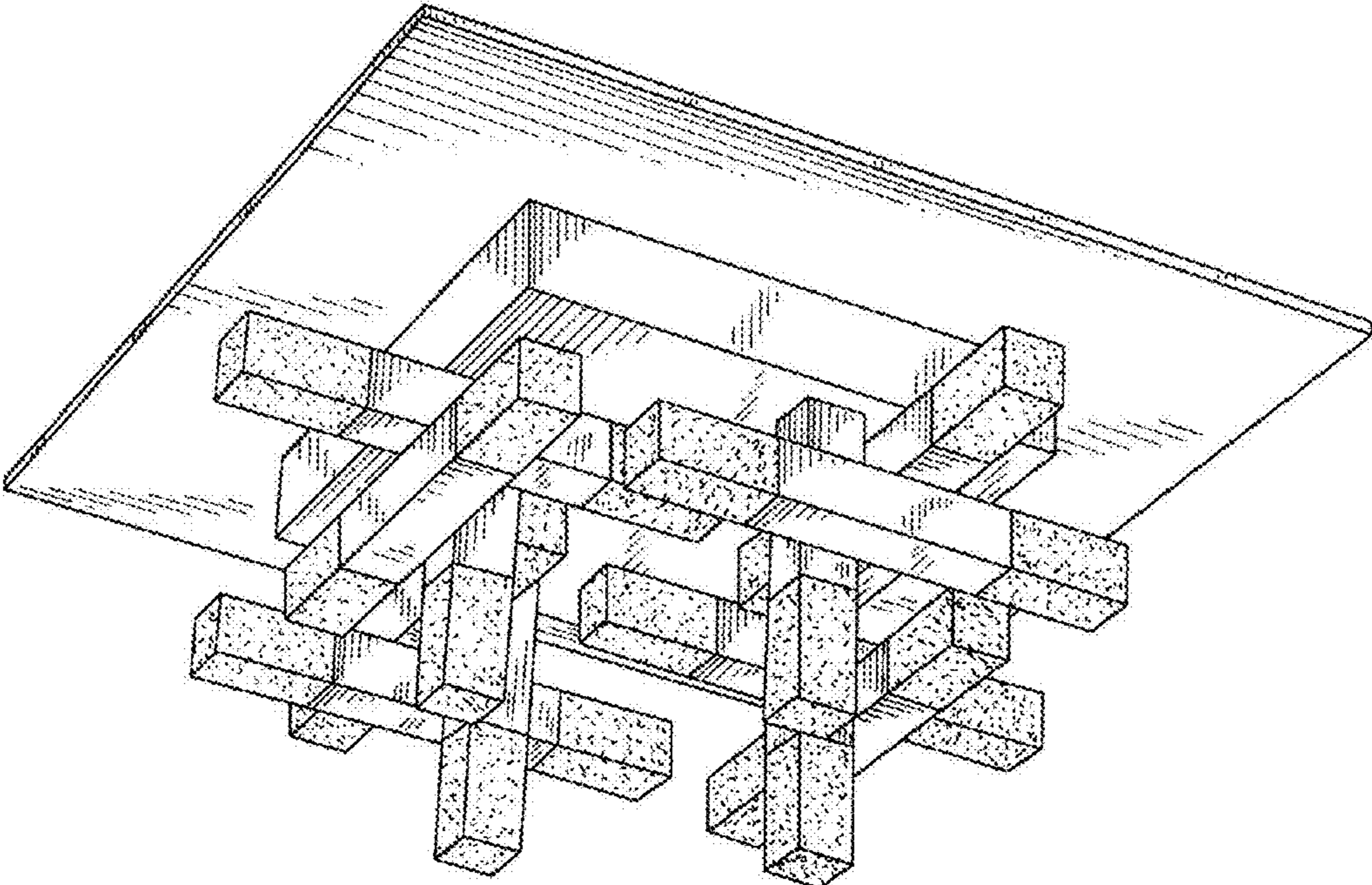


FIG. 1

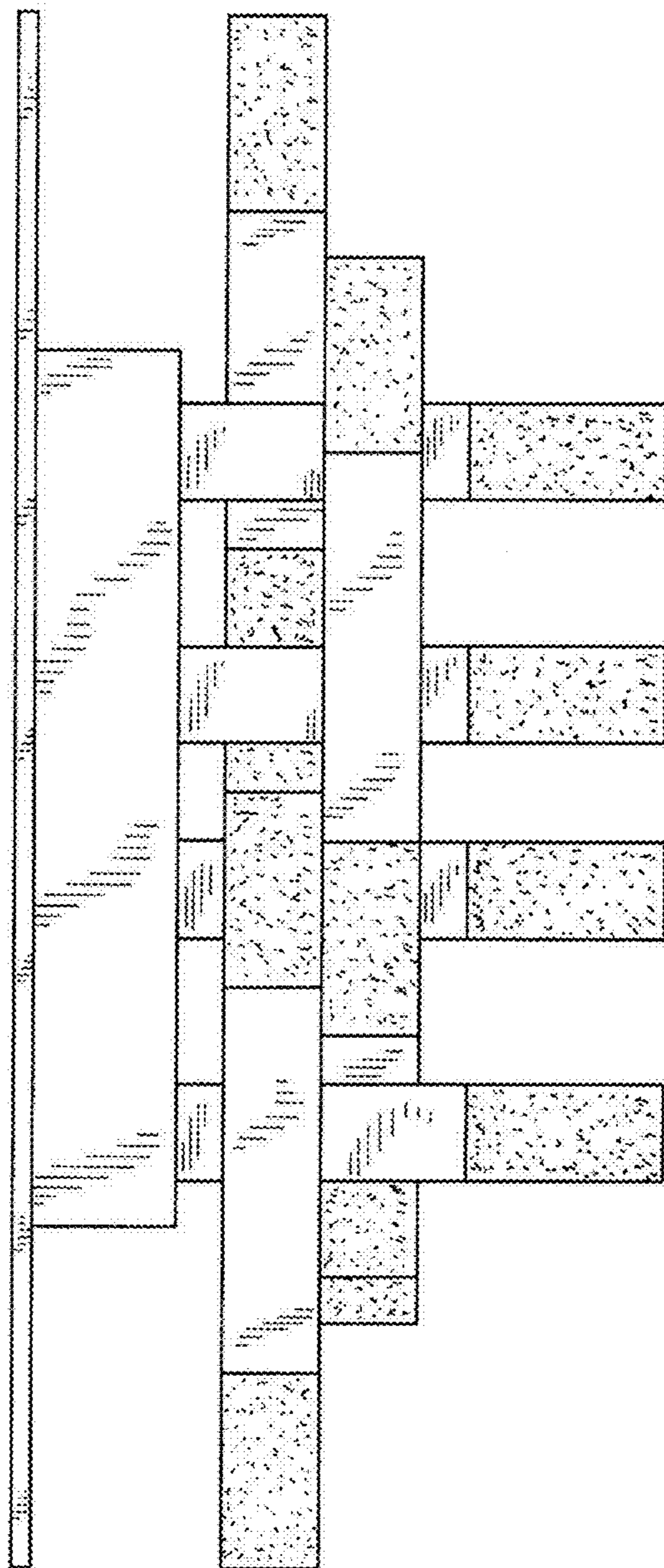


FIG. 2

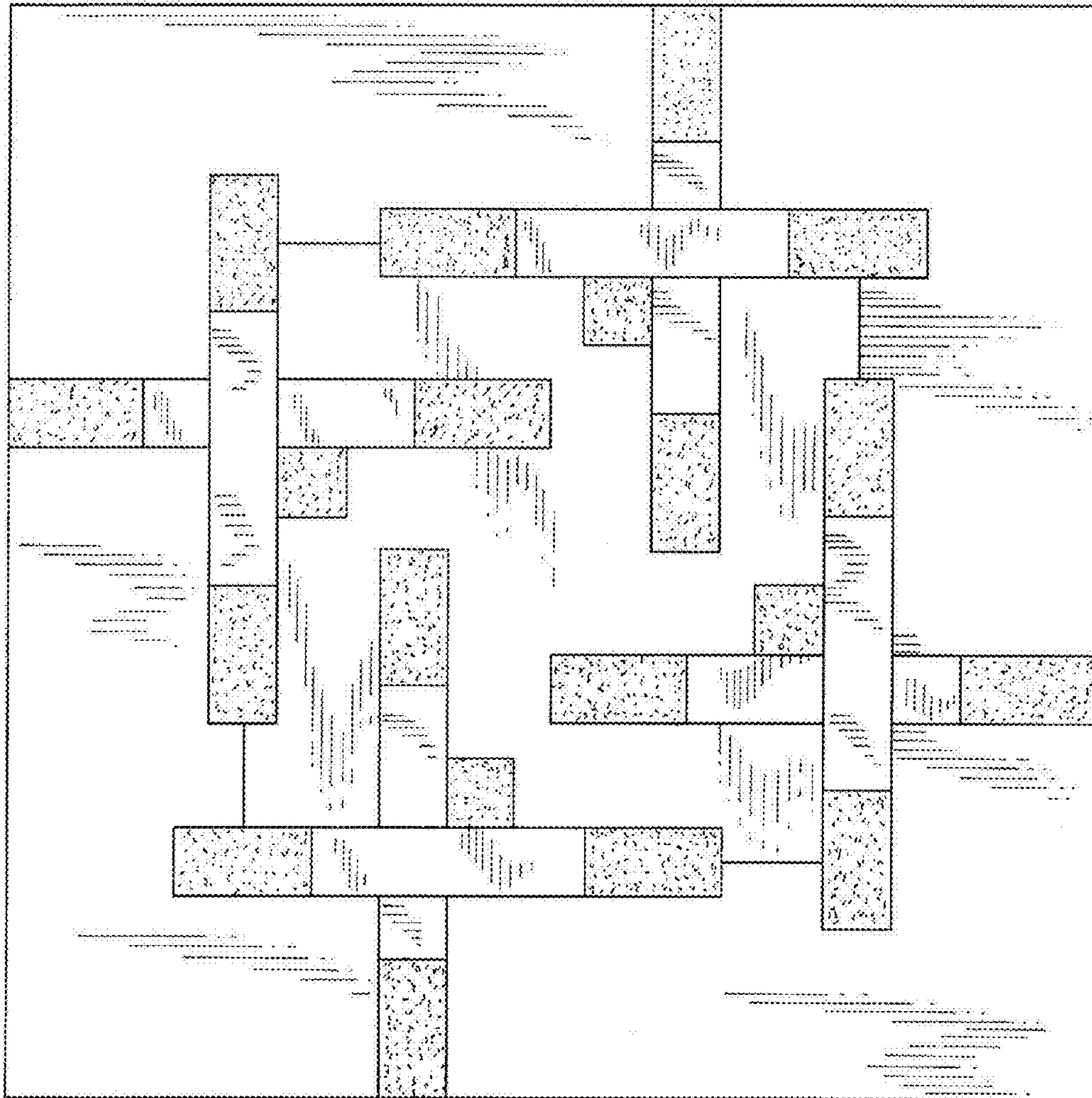


FIG. 3