



US00D684268S

(12) **United States Design Patent**
Casey

(10) **Patent No.:** **US D684,268 S**
(45) **Date of Patent:** **** Jun. 11, 2013**

(54) **BABY BOTTLE**

(76) Inventor: **John Matthew Casey**, Prospect, KY
(US)

(**) Term: **14 Years**

(21) Appl. No.: **29/421,723**

(22) Filed: **Sep. 10, 2012**

(51) **LOC (9) Cl.** **07-01**

(52) **U.S. Cl.**
USPC **D24/197**

(58) **Field of Classification Search**
USPC D24/193–199; D7/507, 509–511; D9/435,
D9/444, 445, 453, 454, 500, 503–504, 542,
D9/551, 552; 215/6, 11.1–11.6, 227, 260,
215/261; 206/219, 222; 222/4, 94, 107;
220/212, 504
See application file for complete search history.

6,161,710	A *	12/2000	Dieringer et al.	215/11.4
D440,318	S *	4/2001	Meyers et al.	D24/197
D450,387	S *	11/2001	Gaona	D24/197
6,446,822	B1	9/2002	Meyers		
D478,669	S *	8/2003	Wear	D24/197
D497,671	S *	10/2004	Renz	D24/197
D497,672	S *	10/2004	Renz	D24/197
7,287,656	B2	10/2007	Guilford		
D588,018	S *	3/2009	Metzger et al.	D9/774
D596,501	S *	7/2009	Diss et al.	D9/776
8,051,996	B1	11/2011	Amaya		
2003/0024895	A1	2/2003	Meyers		
2005/0045632	A1	3/2005	Lopez		
2006/0273059	A1	12/2006	Mendenhall		
2007/0014100	A1	1/2007	Perez		
2007/0221603	A1	9/2007	Moss		
2011/0114590	A1	5/2011	Ajmera		

* cited by examiner

Primary Examiner — Susan E Krakower
(74) *Attorney, Agent, or Firm* — Carrithers Law Office
PLLC

(56) **References Cited**

U.S. PATENT DOCUMENTS

3,554,399	A *	1/1971	Chapman et al.	215/11.6
4,078,686	A	3/1978	Karesh		
4,600,111	A	7/1986	Brown		
4,603,784	A	8/1986	Chang		
4,623,069	A *	11/1986	White	215/11.1
D307,476	S	4/1990	Gonzalez		
D342,574	S	12/1993	Cervantes		
5,499,738	A	3/1996	Burleigh		
5,611,776	A *	3/1997	Simmons et al.	604/65
5,687,861	A *	11/1997	Wiedemann	215/11.3
D408,922	S	4/1999	Garcia		
5,921,426	A *	7/1999	Randolph	220/495.06
6,112,919	A *	9/2000	Ho	215/11.4
6,116,439	A	9/2000	Yaniv		

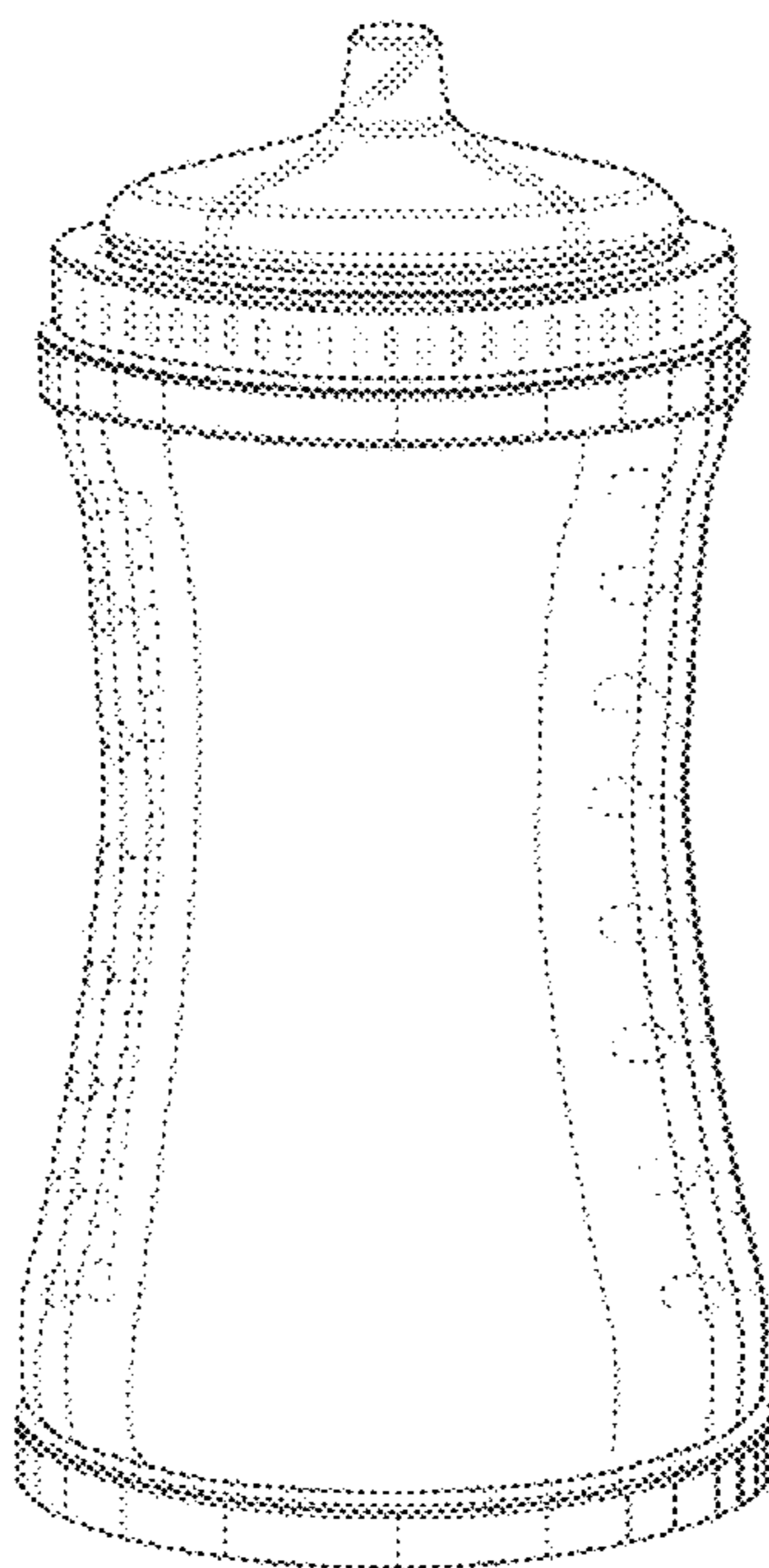
(57) **CLAIM**

The ornamental design for a baby bottle, as shown and described.

DESCRIPTION

FIG. 1 is a perspective view of the baby bottle showing my new design;
FIG. 2 is a front view thereof, the right and left side views being a mirror image thereof; and,
FIG. 3 is a top plan view thereof.
The broken lines showing indicia illustrates environmental structure and form no part of the claimed design.

1 Claim, 1 Drawing Sheet



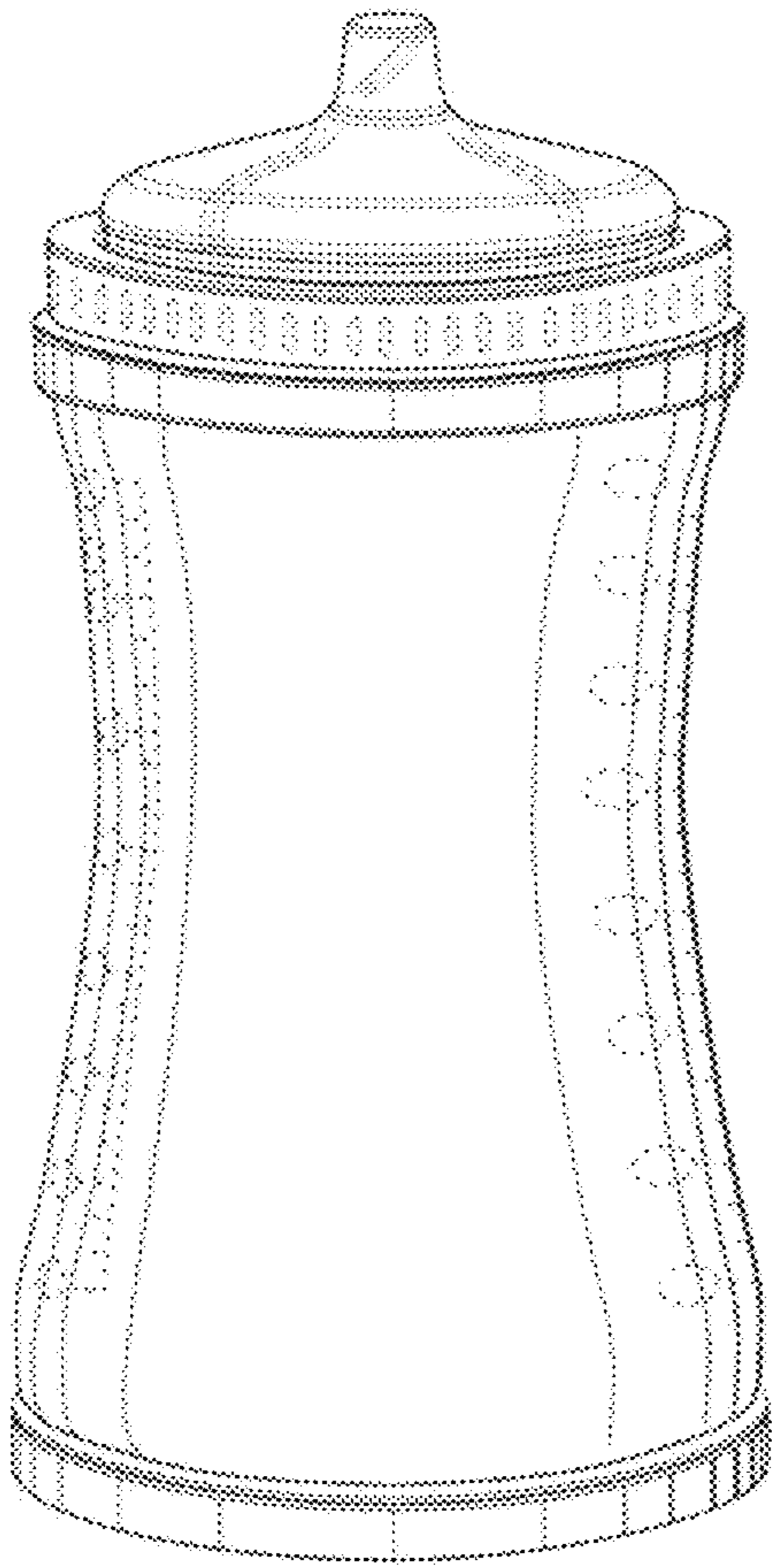


FIG. 1

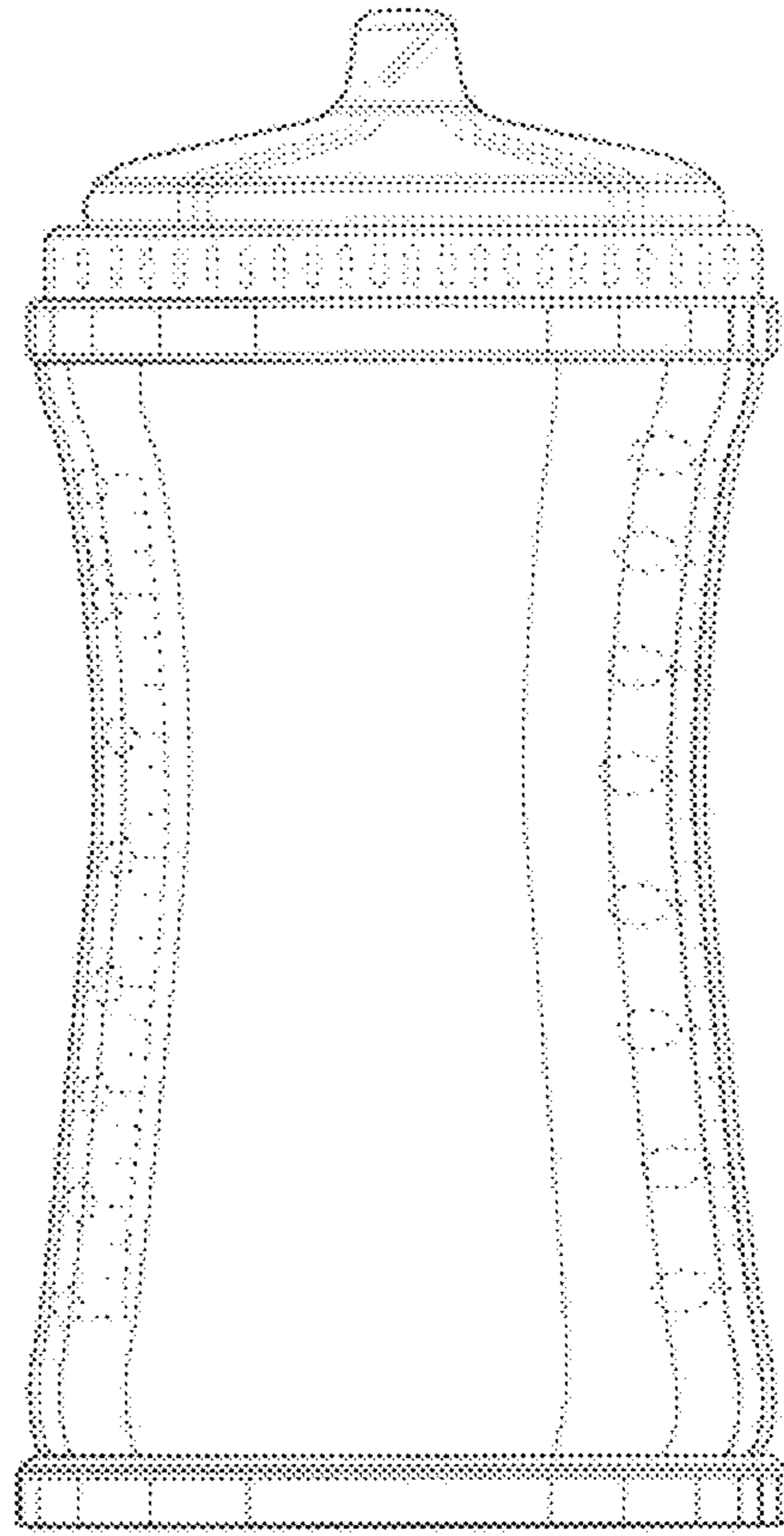


FIG. 2

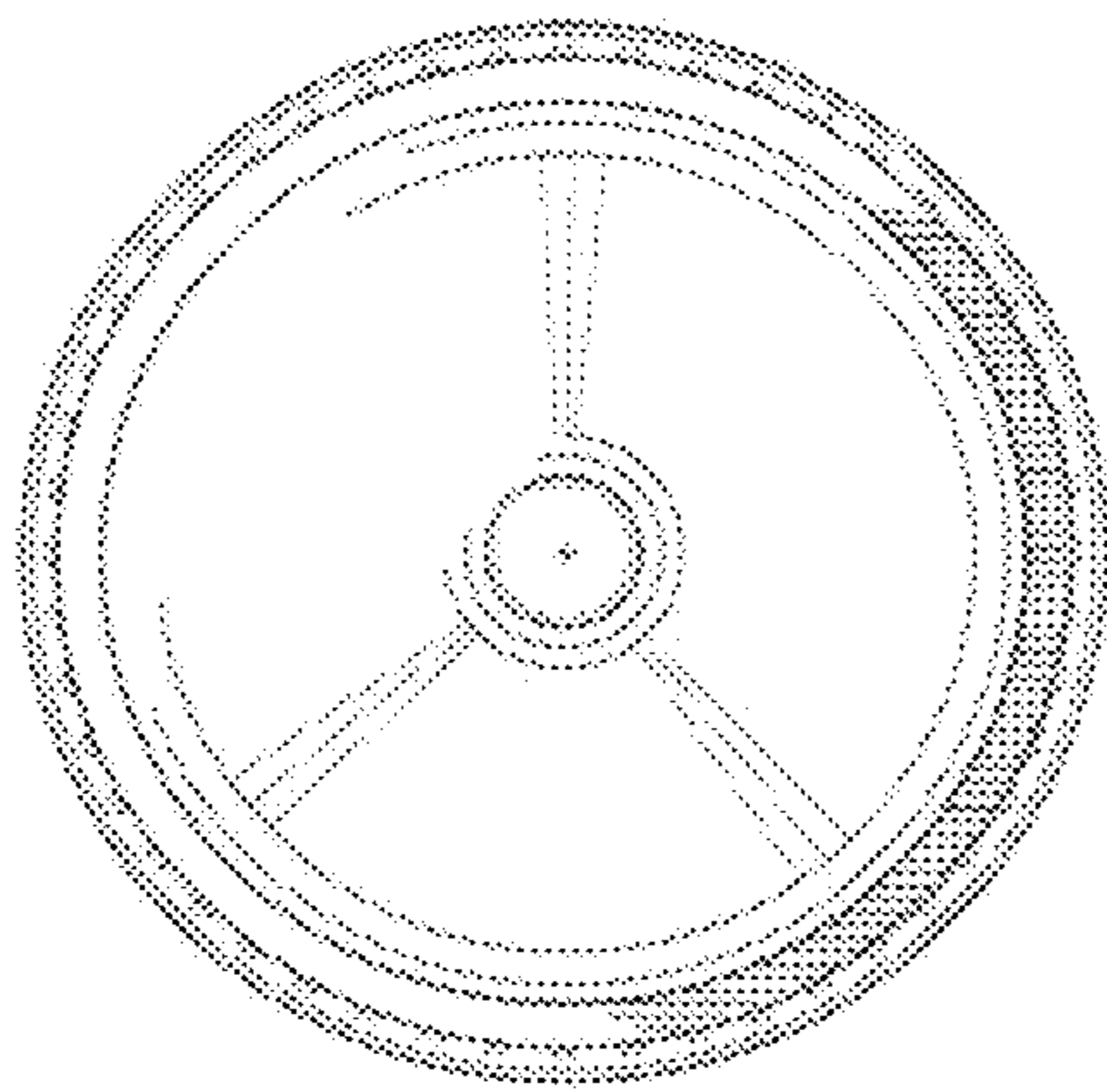


FIG. 3