



US00D684266S

(12) **United States Design Patent**  
**Zipf**

(10) **Patent No.:** **US D684,266 S**  
(45) **Date of Patent:** **\*\* Jun. 11, 2013**

(54) **DUAL-SIDED UNISEX ELASTIC ATHLETIC WRAP**

(76) Inventor: **Theresa Zipf**, Kihei, HI (US)

(\*\*) Term: **14 Years**

(21) Appl. No.: **29/399,136**

(22) Filed: **Aug. 10, 2011**

(51) **LOC (9) Cl.** ..... **24-04**

(52) **U.S. Cl.**  
USPC ..... **D24/189**

(58) **Field of Classification Search**  
USPC ..... D24/189; 427/2.31; 428/42.2, 43,  
428/57, 121, 156, 171, 187, 338, 904.4, 906;  
602/41-43, 47, 48, 52, 54, 57, 59  
See application file for complete search history.

(56) **References Cited**

U.S. PATENT DOCUMENTS

1,730,114	A *	10/1929	Brightman	602/75
3,613,679	A	10/1971	Bijou	
4,095,595	A *	6/1978	Stanford	602/45
D267,200	S	12/1982	Milding	
D267,431	S	12/1982	Santarelli	
D306,364	S	2/1990	Hamilton	
5,431,622	A *	7/1995	Pyrozyk et al.	602/2
5,480,377	A *	1/1996	Cartmell et al.	602/48
5,496,605	A *	3/1996	Augst et al.	428/43
5,499,966	A	3/1996	Bulley et al.	
5,616,387	A *	4/1997	Augst et al.	428/43
D380,092	S *	6/1997	Denton et al.	D5/47
5,737,771	A	4/1998	Aanonsen	
5,843,011	A *	12/1998	Lucas	602/57
D421,527	S *	3/2000	Barnholtz et al.	D5/53
D421,528	S *	3/2000	Shakora	D5/99
6,213,343	B1 *	4/2001	Damikolas	221/25
D448,935	S *	10/2001	Barnholtz et al.	D5/53
6,362,388	B1 *	3/2002	Lucas	602/57
6,455,752	B1	9/2002	Vesey	
6,512,160	B1	1/2003	Rutsky	

6,545,193	B1	4/2003	Morgenstern	
D481,248	S *	10/2003	Maxwell	D6/613
D571,859	S *	6/2008	Harmston	D19/69
D578,309	S *	10/2008	Johnston et al.	D5/47
D596,409	S *	7/2009	Santisteban	D5/7
D607,212	S *	1/2010	Lian	D5/7
D618,919	S *	7/2010	Catalfamo et al.	D5/58
2007/0156075	A1 *	7/2007	Heinecke	602/54
2008/0287852	A1 *	11/2008	Evans	602/43

\* cited by examiner

*Primary Examiner* — T. Chase Nelson

*Assistant Examiner* — Michelle E Wilson

(74) *Attorney, Agent, or Firm* — Montgomery Patent & Design; Robert C. Montgomery

(57) **CLAIM**

The ornamental design for a dual-sided unisex elastic athletic wrap, as shown and described.

**DESCRIPTION**

FIG. 1 is a top perspective view of a dual-sided unisex elastic athletic wrap depicted in a partially unrolled state, showing my new design;

FIG. 2 is a bottom perspective view of the dual-sided unisex elastic athletic wrap depicted in a partially unrolled state;


FIG. 3 is a left side view thereof with a right side view being a mirror image;

FIG. 4 is a top view of the dual-sided unisex elastic athletic wrap, being a partial view of the wrap as illustrated in FIGS. 1-3, showing the opposing ends of the unrolled wrap; and,

FIG. 5 is a bottom view of the dual-sided unisex elastic athletic wrap, being a partial view of the wrap as illustrated in FIGS. 1-3, showing the opposing ends of the unrolled wrap.

The dual-sided unisex elastic athletic wrap is shown broken away in FIGS. 4 and 5 of the drawings to indicate indeterminate length, it being understood that it has a uniform shape and repeating surface appearance through out its length.

**1 Claim, 5 Drawing Sheets**



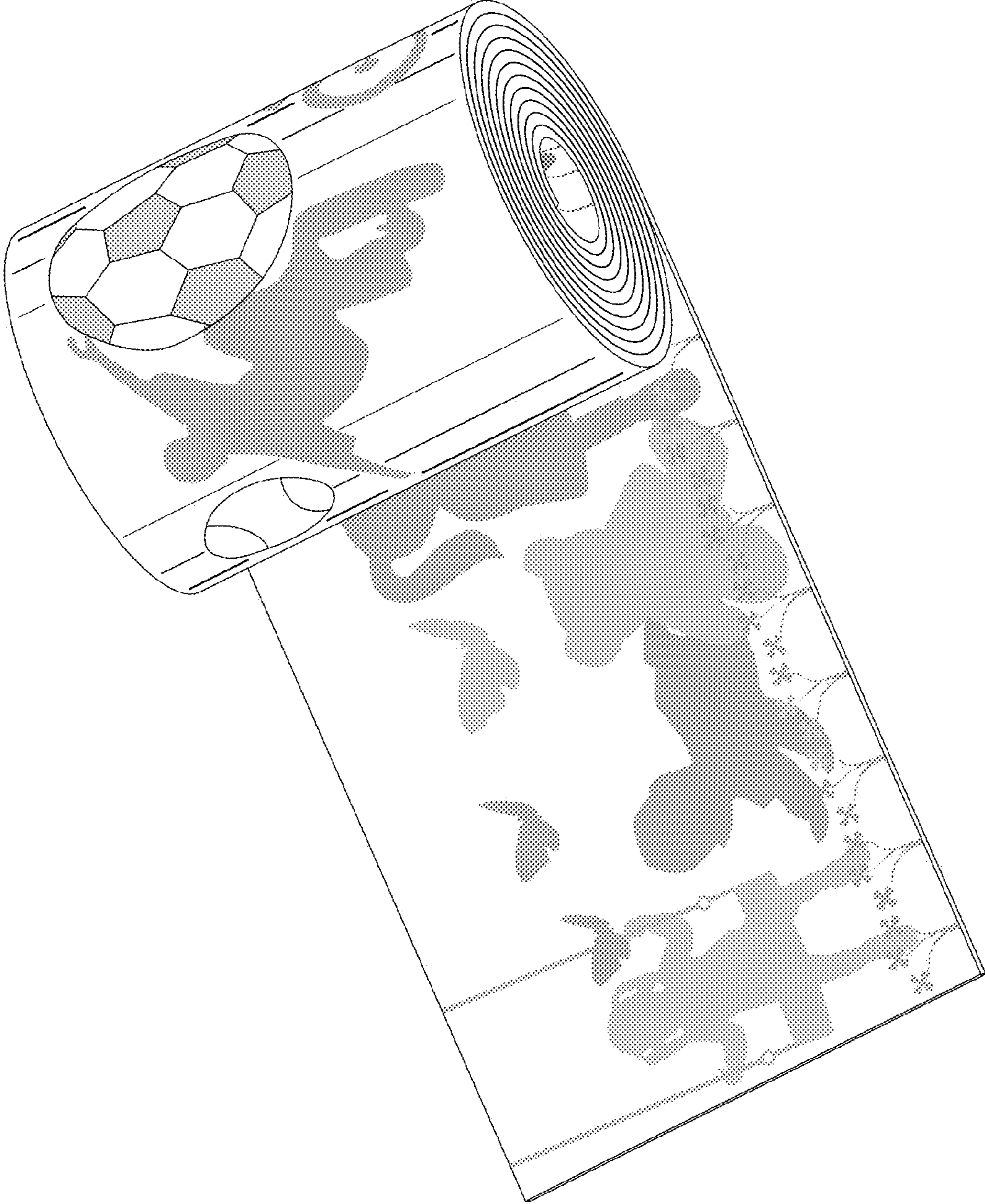


Fig. 1




Fig. 2

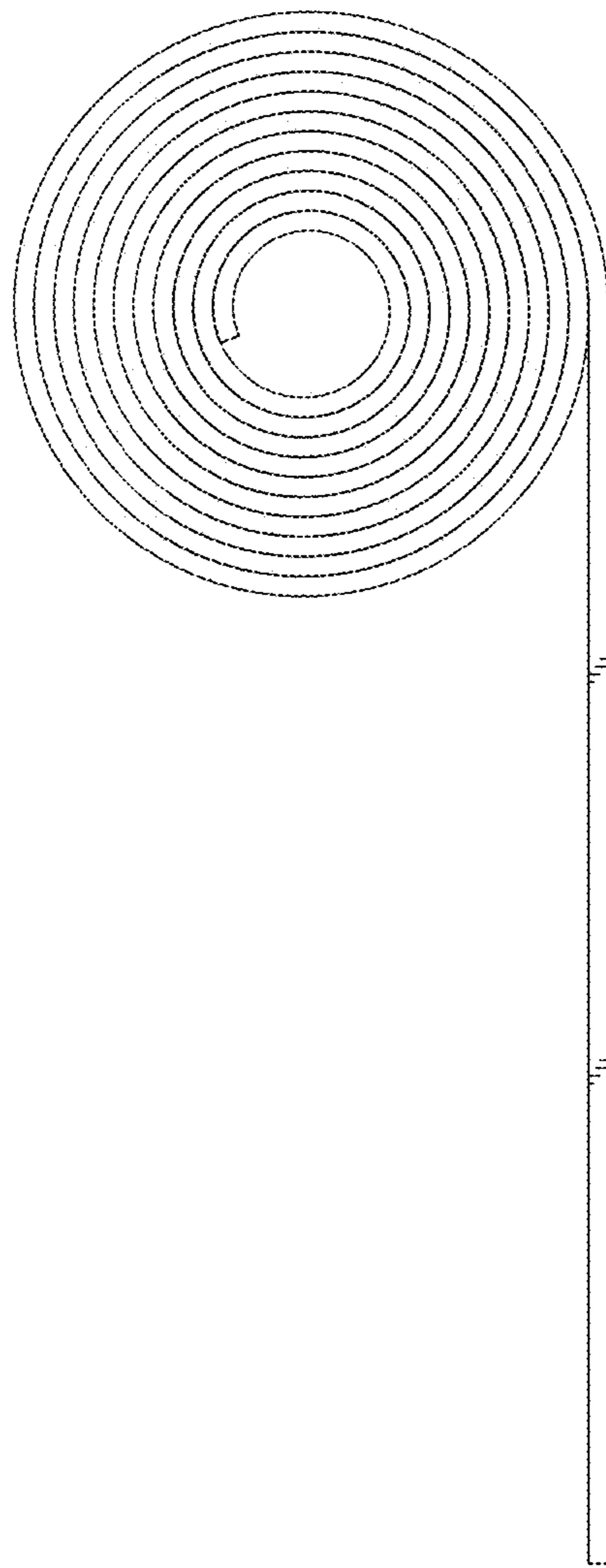


Fig. 3

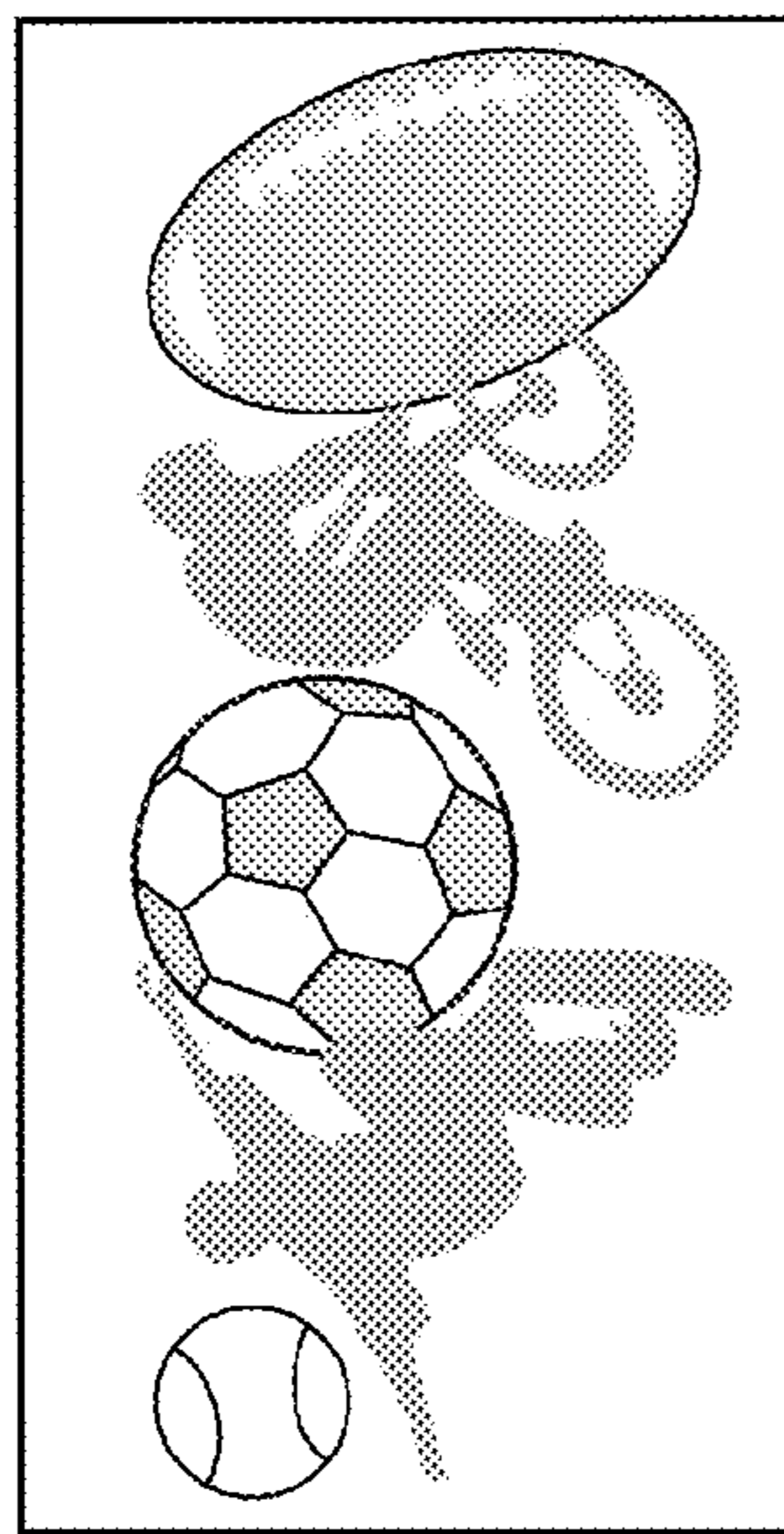
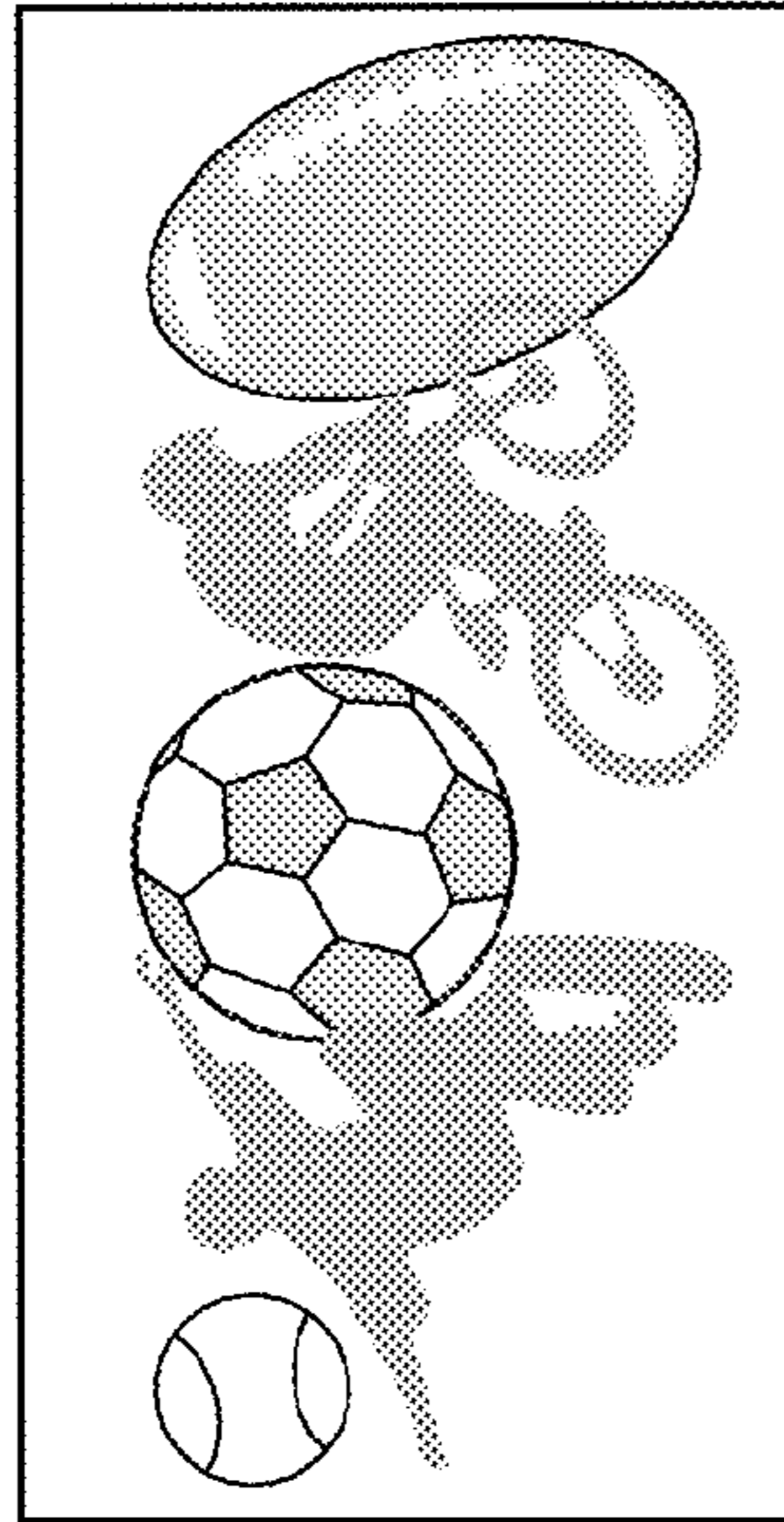


Fig. 4

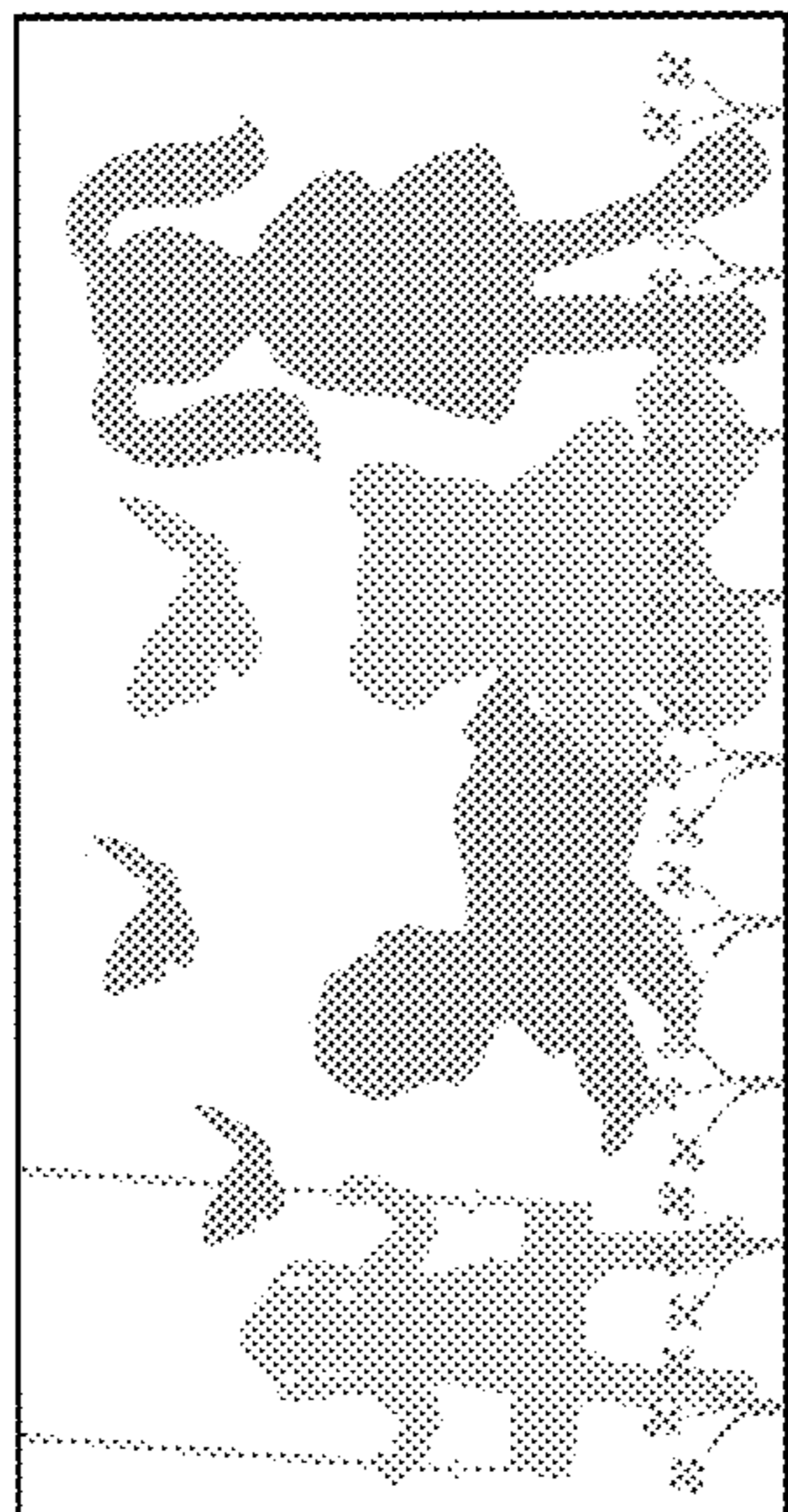
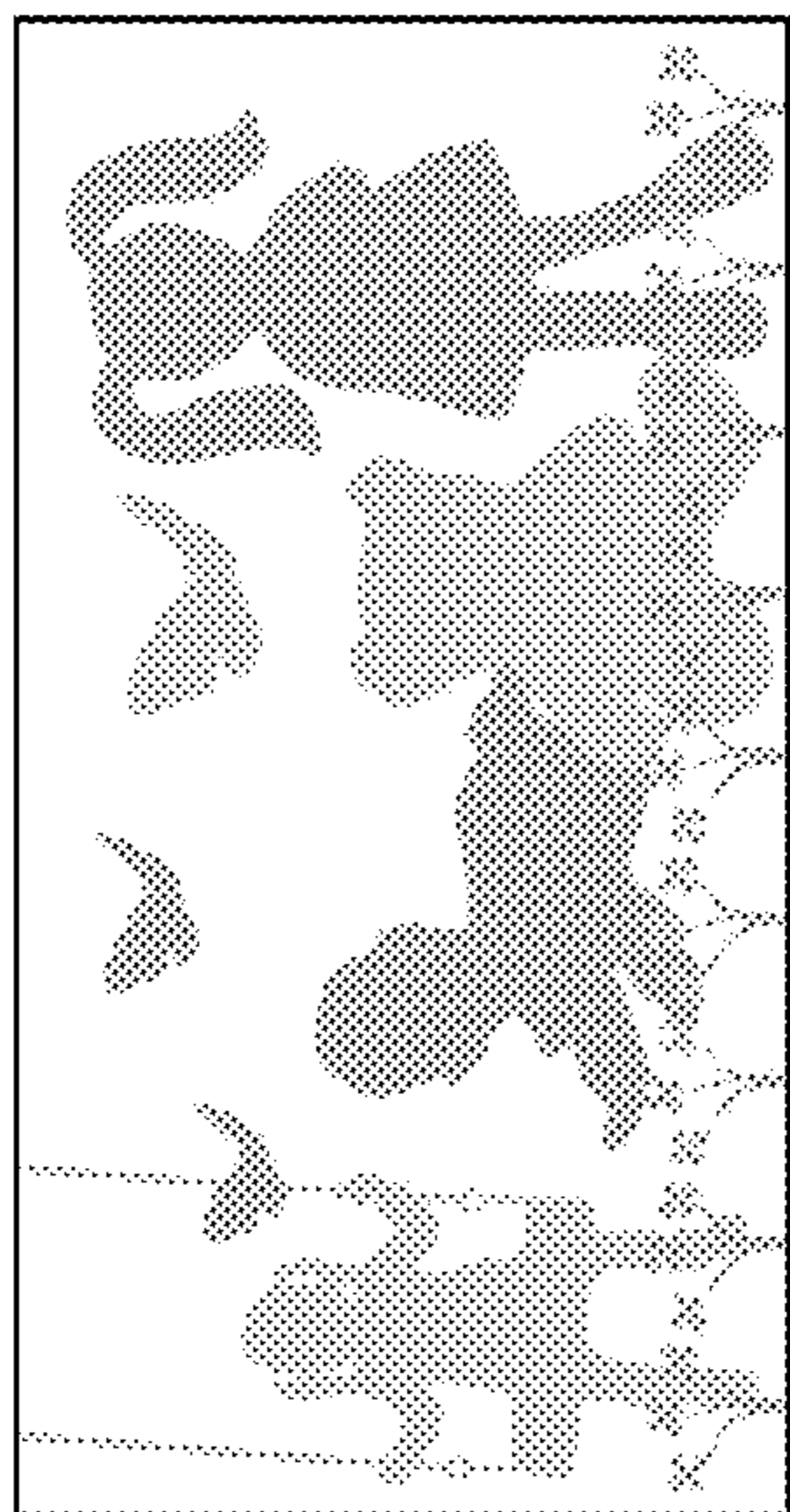


Fig. 5