

US00D684220S

(12) **United States Design Patent**
Komuku et al.

(10) **Patent No.:** **US D684,220 S**
(45) **Date of Patent:** **** Jun. 11, 2013**

(54) **TOY AND/OR CHARM**

(75) Inventors: **Tetsuya Komuku**, Yokohama (JP); **Itaru Kawama**, Yokosuka (JP); **Tsuyoshi Yoshiume**, Yokosuka (JP)

(73) Assignee: **Japan Agency for Marine-Earth Science and Technology** (JP)

(**) Term: **14 Years**

(21) Appl. No.: **29/423,678**

(22) Filed: **Jun. 4, 2012**

(30) **Foreign Application Priority Data**

Dec. 5, 2011 (JP) 2011-028131
Dec. 5, 2011 (JP) 2011-028132

(51) **LOC (9) Cl.** **21-01**

(52) **U.S. Cl.**
USPC **D21/545**

(58) **Field of Classification Search**
USPC D21/542-547; D12/300-318; 114/331,
114/332; 446/153-155, 160-165
See application file for complete search history.

(56) **References Cited**

U.S. PATENT DOCUMENTS

1,344,632	A *	6/1920	Gilbert	446/162
1,351,565	A *	8/1920	Gilbert	446/165
2,243,568	A *	5/1941	Middler	446/162
2,712,710	A *	7/1955	Hirsch et al.	446/161
3,036,403	A *	5/1962	Presnell	446/162
D256,484	S *	8/1980	Kupperman et al.	D21/545
4,274,223	A *	6/1981	Morrison et al.	446/162
D262,561	S *	1/1982	Lerch	D21/545
D265,488	S *	7/1982	Appel et al.	D21/447

D326,692	S *	6/1992	Taylor et al.	D21/545
D343,822	S *	2/1994	Hurd et al.	D12/308
D503,754	S *	4/2005	Winston	D21/545

OTHER PUBLICATIONS

Jamstec—1/48 Shinkai 6500 (Propulsor Remodel Type. G Wing Online. Aug. 1, 2012 [online], [retrieved on Jan. 17, 2013]. Retrieved from the Internet <URL: http://gwing-online.com/index.php?main_page=product_info&cPath=90_181&products_id=3667>.*
“Research Submersible ‘Shinkai 6500’ commemoration of submerging 500 times,” Oct. 1999, Jamstec (Japan Marine Science and Technology).

* cited by examiner

Primary Examiner — Philip S Hyder
Assistant Examiner — Darlington Ly

(74) *Attorney, Agent, or Firm* — SAIDMAN DesignLaw Group

(57) **CLAIM**

The ornamental design for a toy and/or charm, as shown and described.

DESCRIPTION

FIG. 1 is a front view of a toy and/or charm showing our new design;

FIG. 2 is a rear view thereof;

FIG. 3 is a left side view thereof;

FIG. 4 is a right side view thereof;

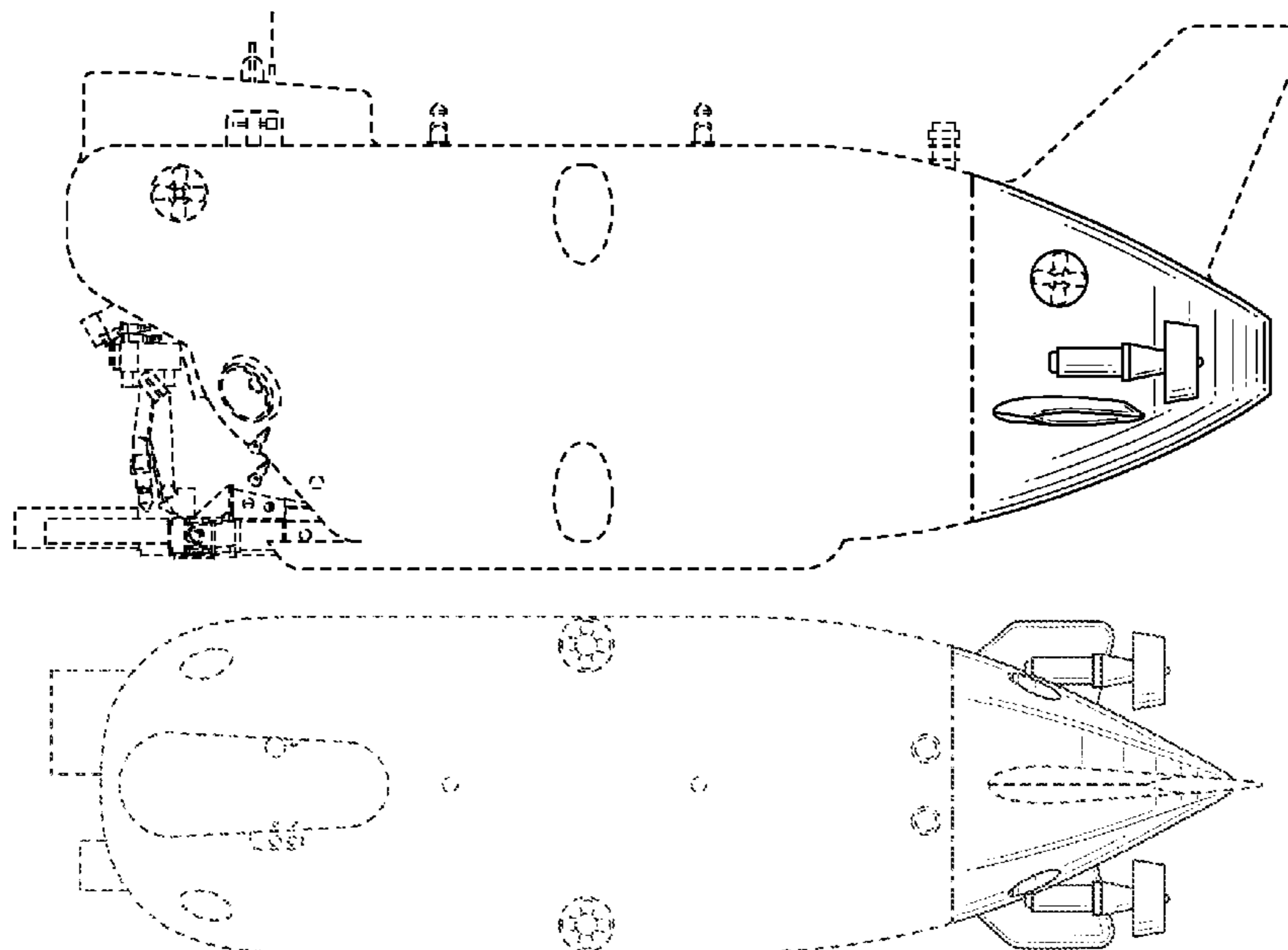
FIG. 5 is a top plan view thereof; and,

FIG. 6 is a bottom plan view thereof.

The dashed broken lines illustrate environmental structure and form no part of the claimed design.

The dot-dash broken lines represent a boundary that forms no part of the claimed design.

1 Claim, 2 Drawing Sheets



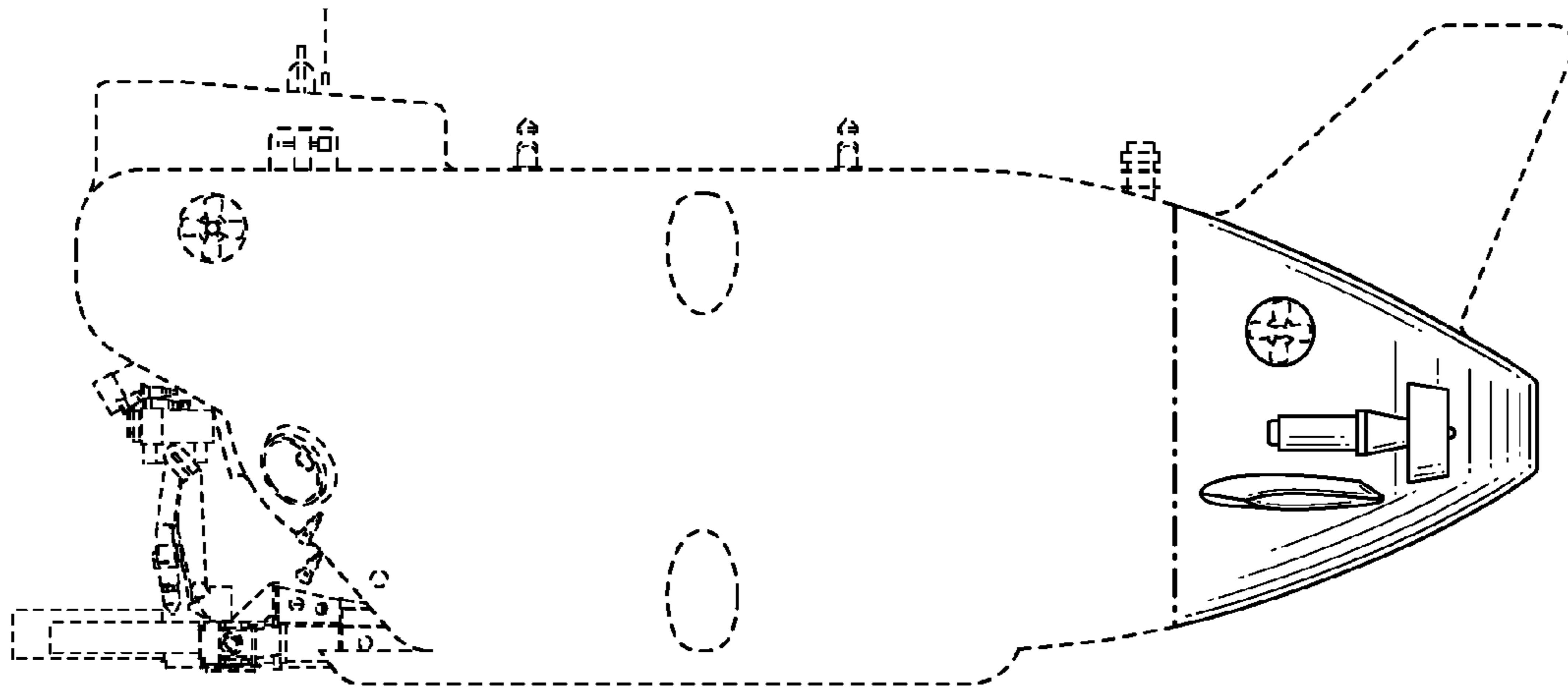


FIG. 1

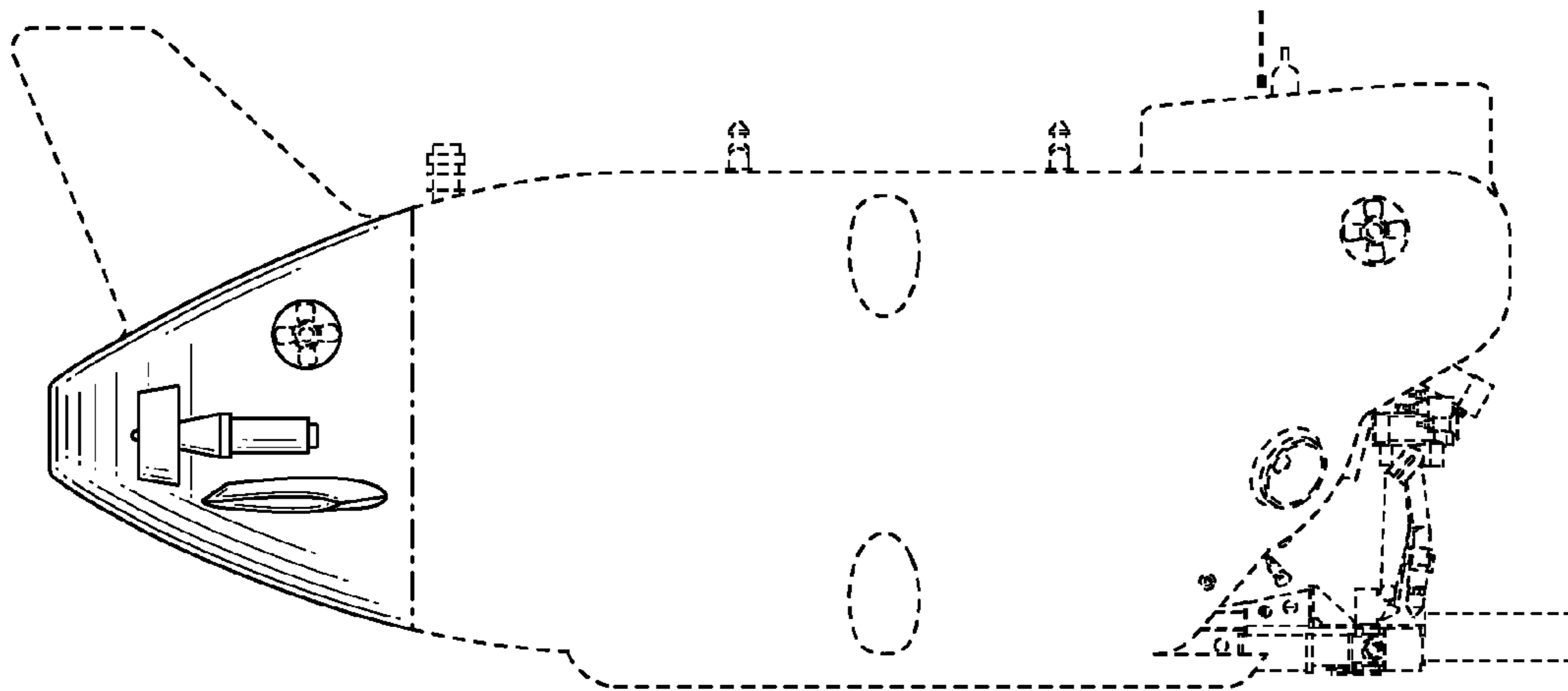


FIG. 2

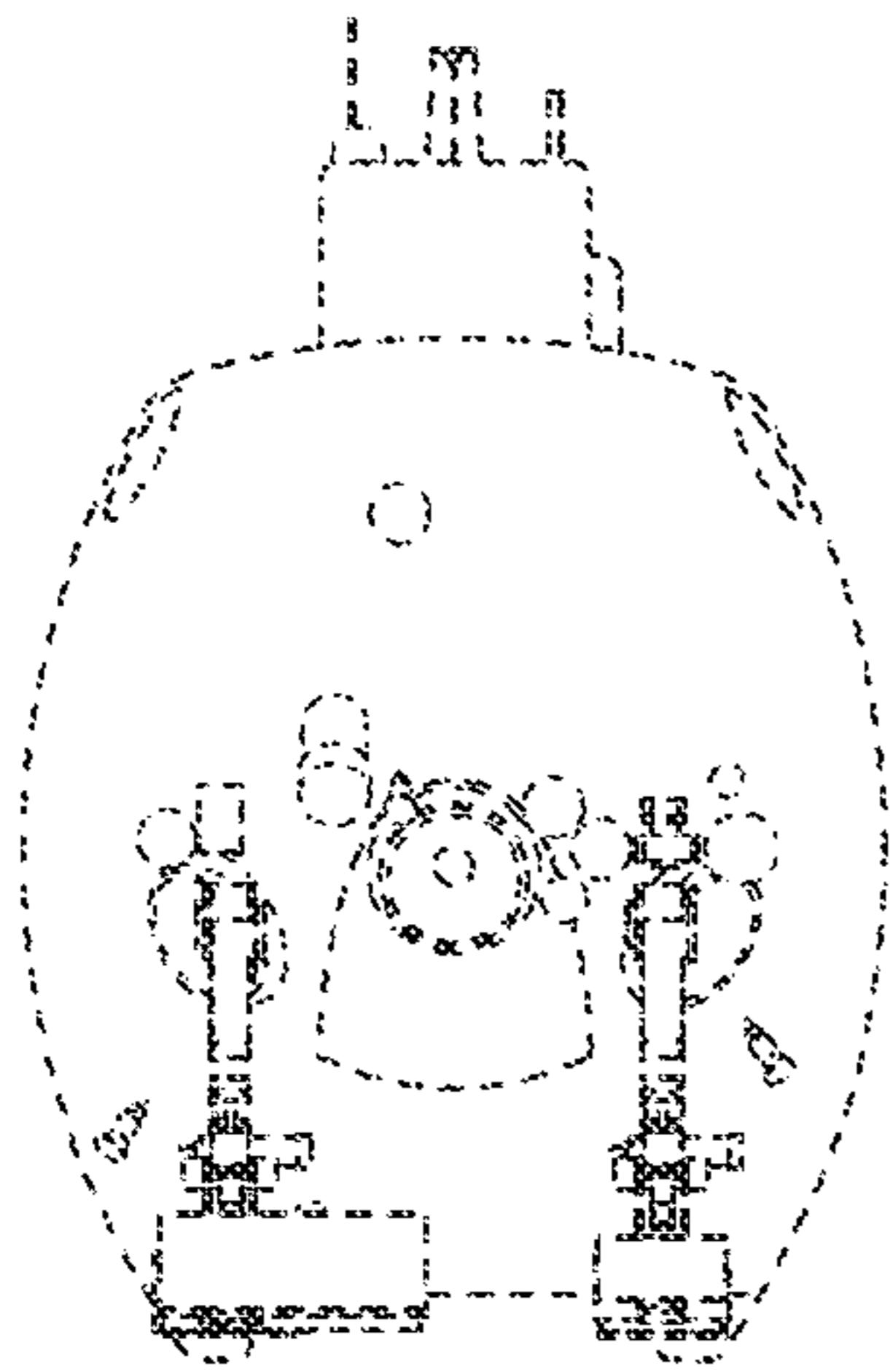


FIG. 3

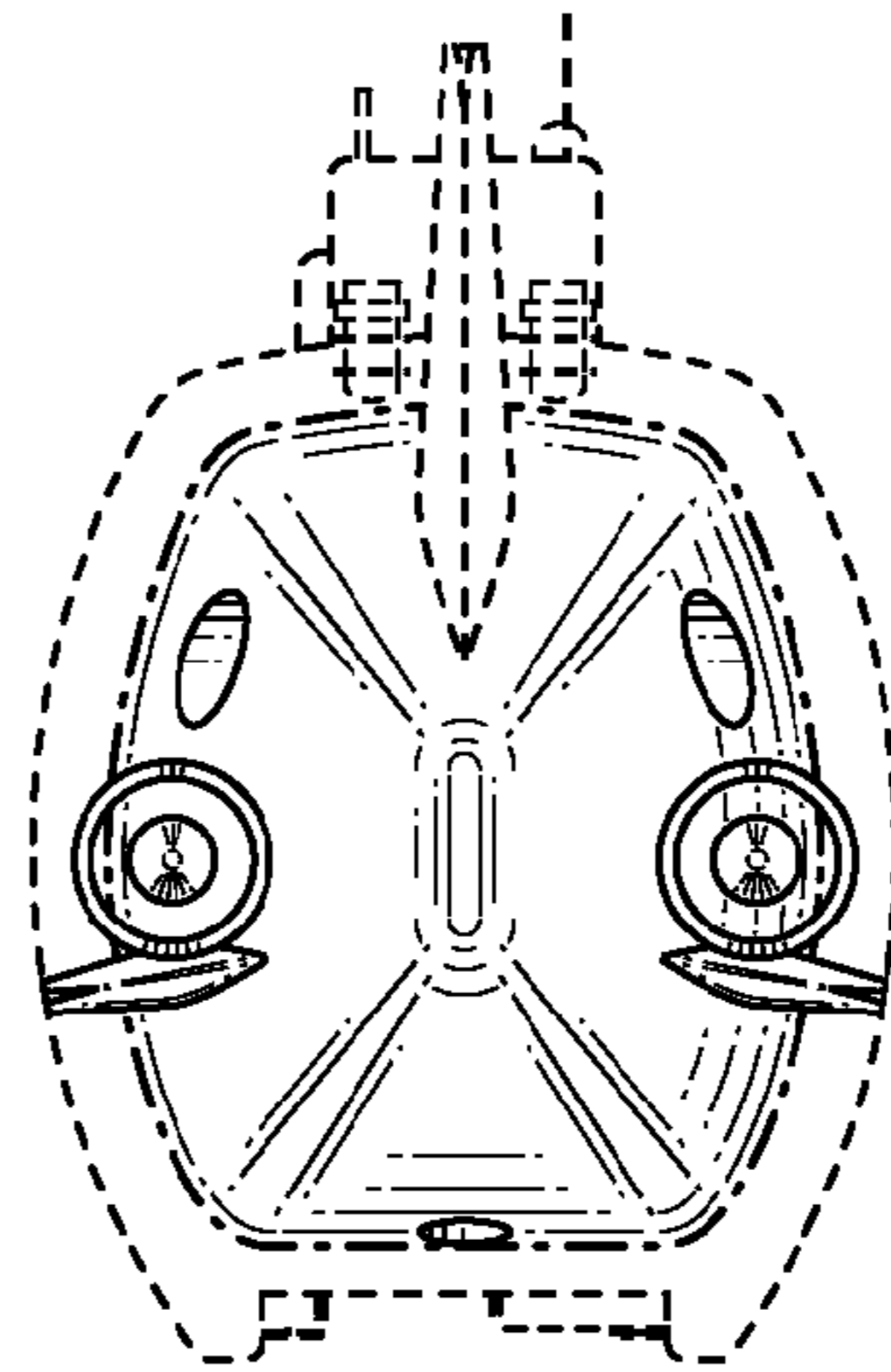


FIG. 4

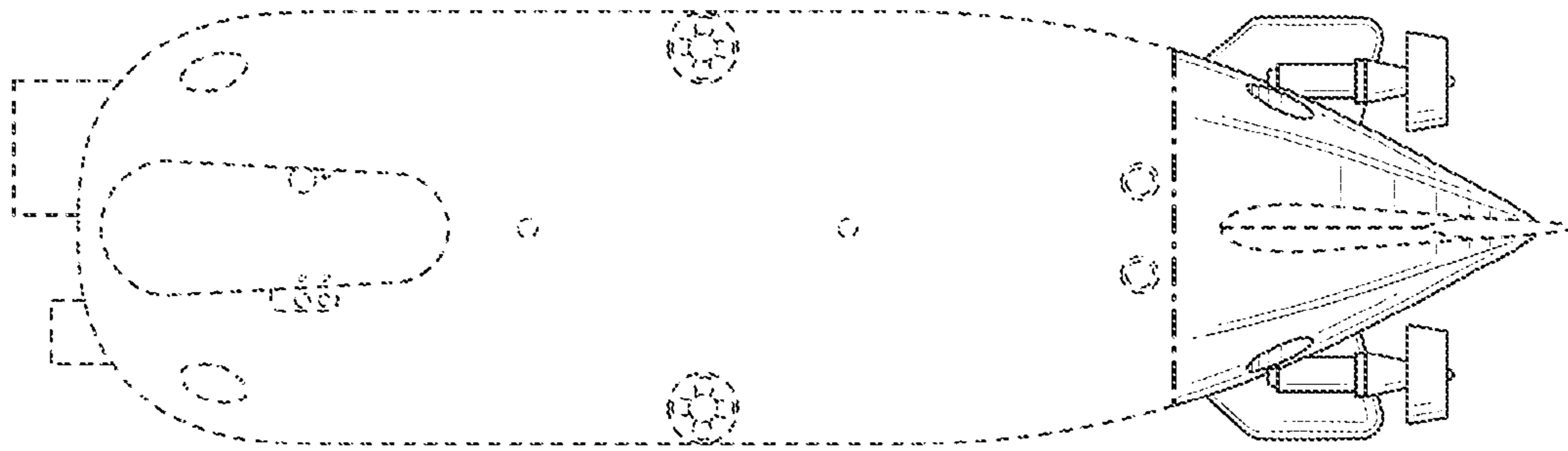


FIG. 5

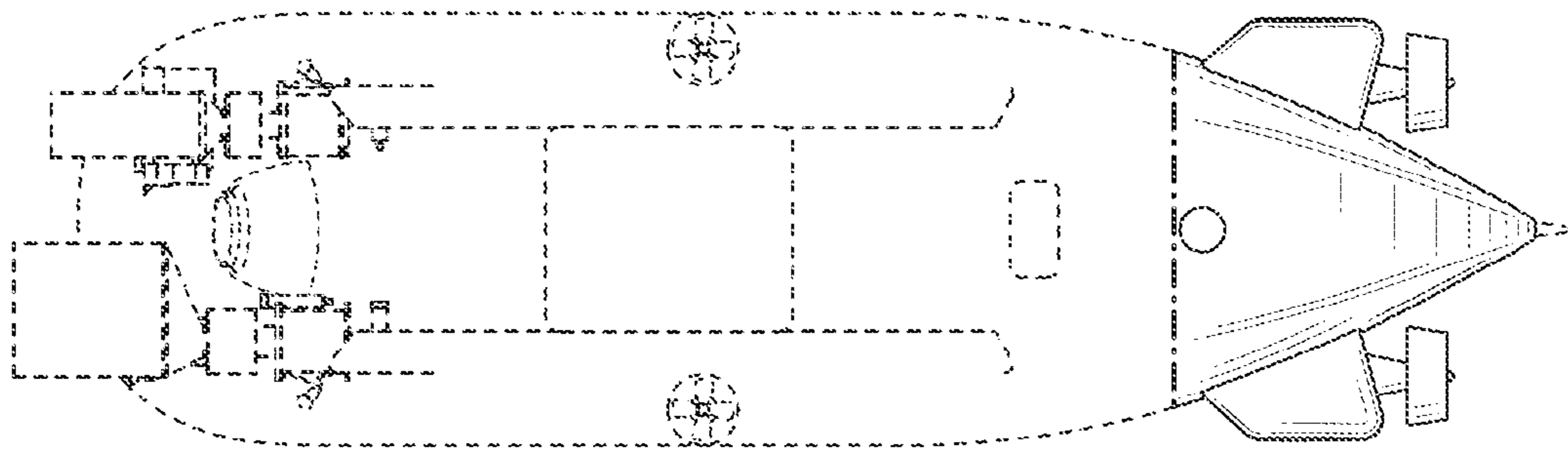


FIG. 6