



US00D684195S

(12) **United States Design Patent**
Watanabe

(10) **Patent No.:** **US D684,195 S**
(45) **Date of Patent:** **** Jun. 11, 2013**

(54) **DISC PLAYER**

(75) Inventor: **Shozo Watanabe**, Daito (JP)

(73) Assignee: **Funai Electric Co., Ltd.**, Osaka (JP)

(**) Term: **14 Years**

(21) Appl. No.: **29/419,855**

(22) Filed: **May 2, 2012**

(30) **Foreign Application Priority Data**

Dec. 9, 2011 (JP) 2011-028630

(51) **LOC (9) Cl.** **14-03**

(52) **U.S. Cl.**

USPC **D14/502**

(58) **Field of Classification Search**

USPC D14/135, 157, 168, 188, 197-198,
D14/257-258, 348, 356, 363, 365, 367-368,
D14/498-511; 360/99.02, 99.07; 369/75.11,
369/75.21, 77.11, 77.21; 455/344, 347-351

See application file for complete search history.

(56) **References Cited**

U.S. PATENT DOCUMENTS

D570,315 S * 6/2008 Kaneko D14/506
D574,360 S * 8/2008 Matsuoka D14/168

D613,308 S * 4/2010 Cho et al. D14/502
D613,309 S * 4/2010 Cho et al. D14/502
D647,902 S * 11/2011 Kihl et al. D14/365
D648,349 S * 11/2011 Son et al. D14/502
D654,091 S * 2/2012 Son et al. D14/502
D669,079 S * 10/2012 Hansen D14/420

* cited by examiner

Primary Examiner — Keli L Hill

(74) *Attorney, Agent, or Firm* — Sughrue Mion, PLLC

(57) **CLAIM**

The ornamental design for a disc player, as shown and described.

DESCRIPTION

FIG. 1 is a perspective view of the top, front and right side of a disc player showing my new design;
FIG. 2 is a front view thereof;
FIG. 3 is a rear view thereof;
FIG. 4 is a left side view thereof;
FIG. 5 is a right view thereof;
FIG. 6 is a top plan view thereof; and,
FIG. 7 is a bottom view thereof.

The broken lines shown are included for the purpose of illustrating the unclaimed portions of the disc player and form no part of the claim.

1 Claim, 5 Drawing Sheets


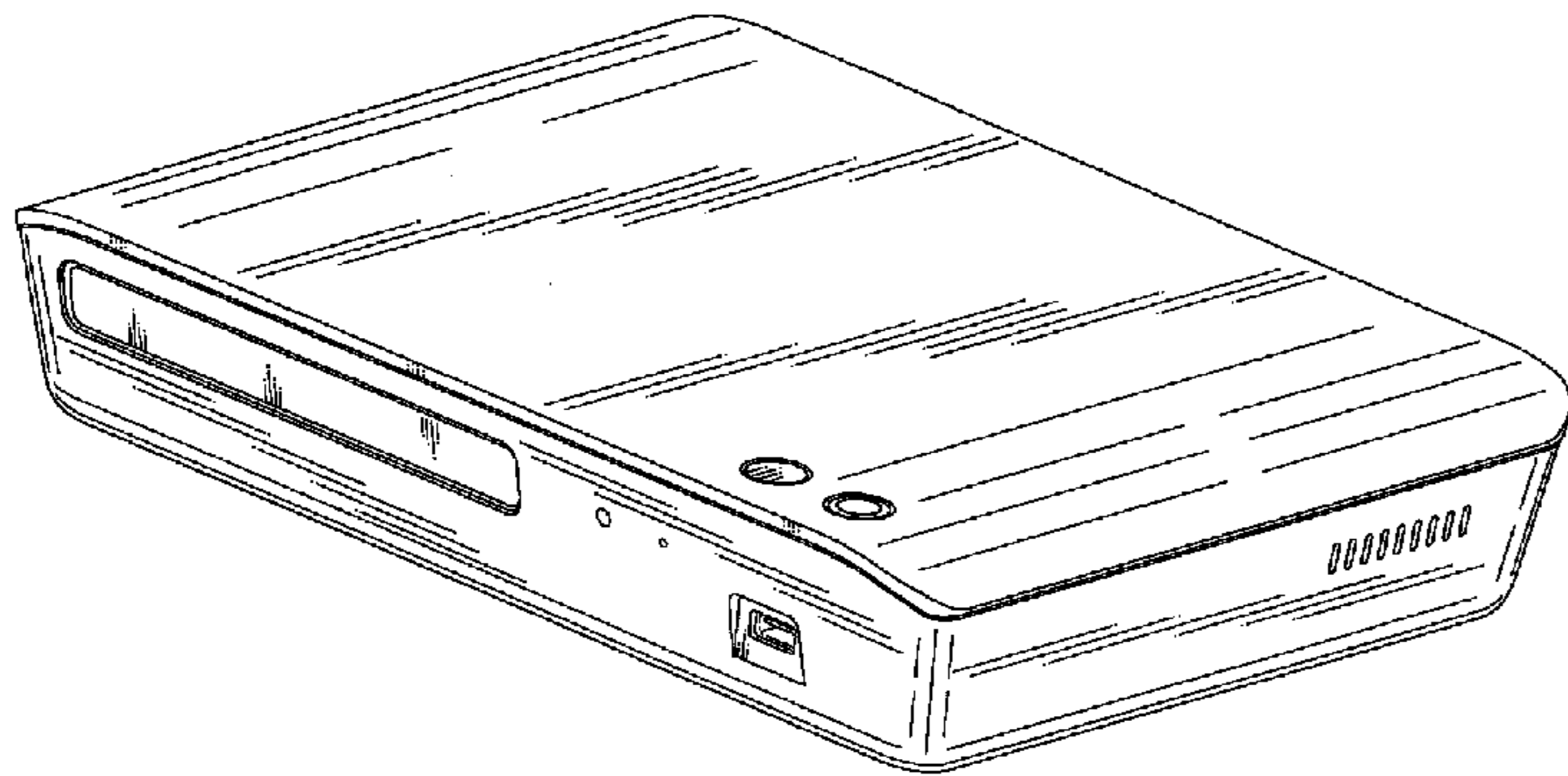


Fig. 1

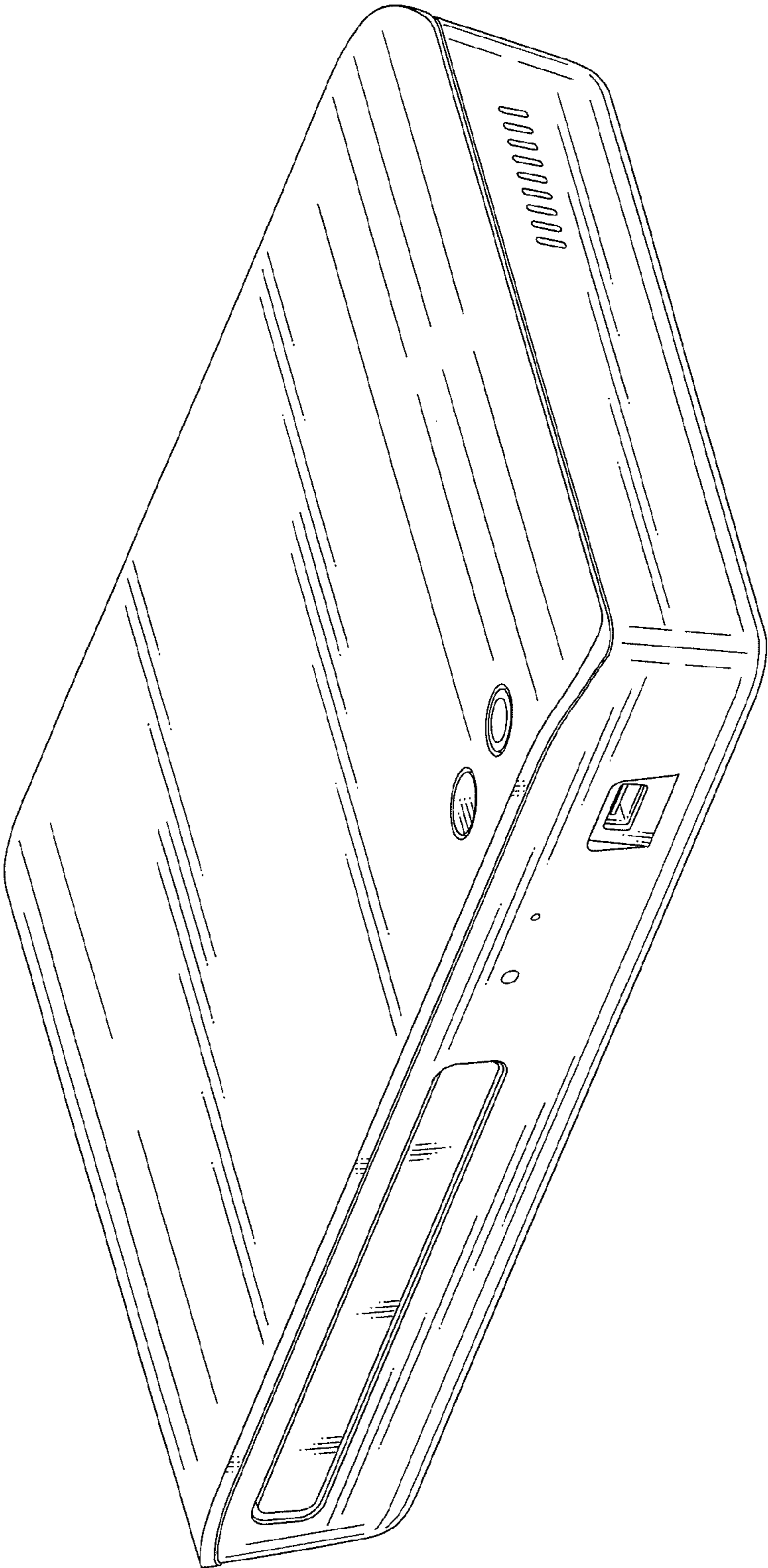


Fig. 2

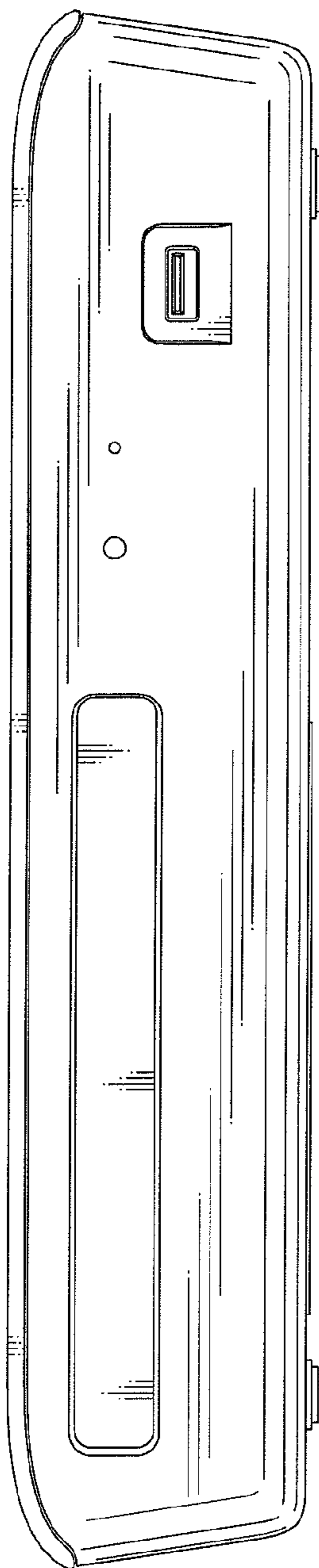


Fig. 3

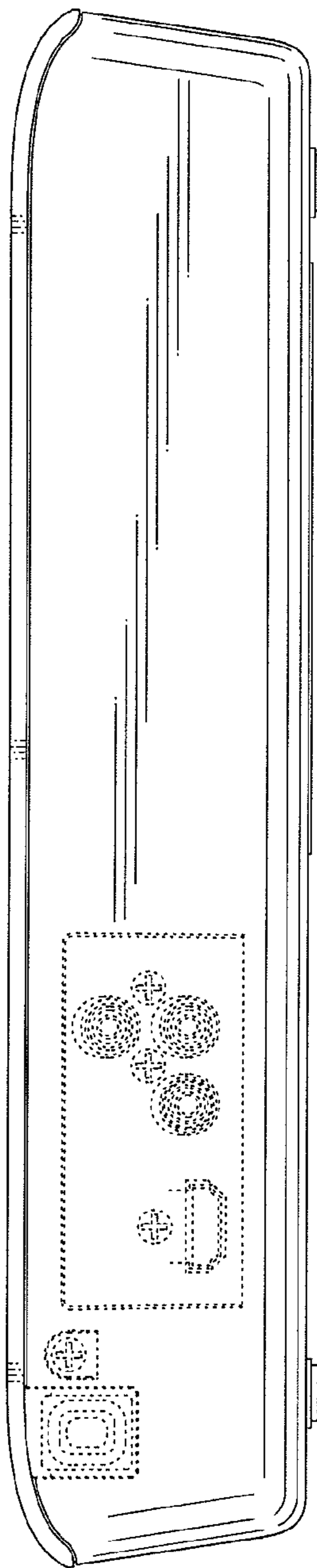


Fig. 4


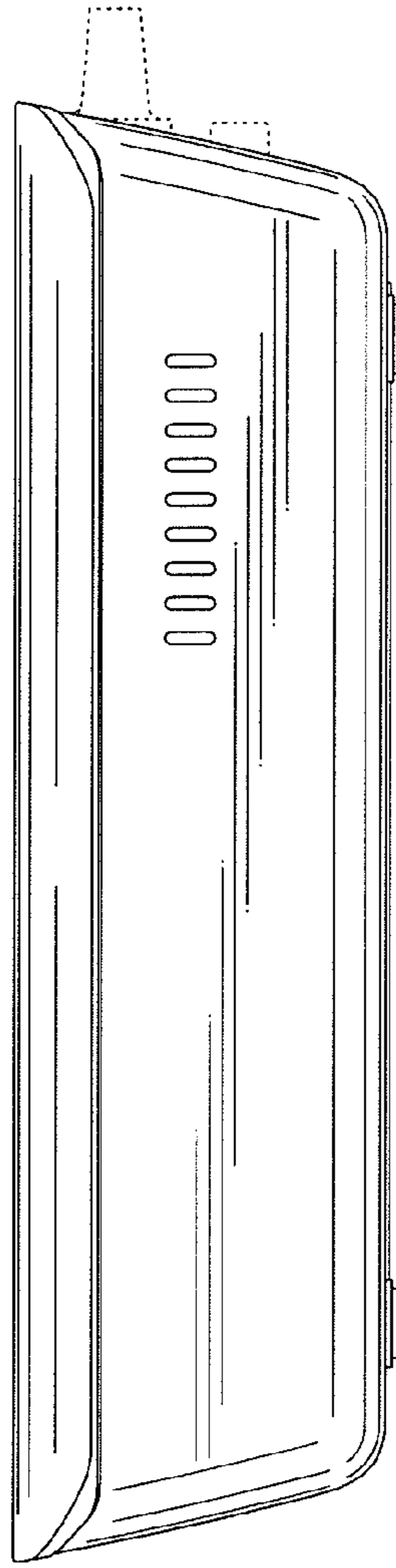


Fig. 5






Fig. 6

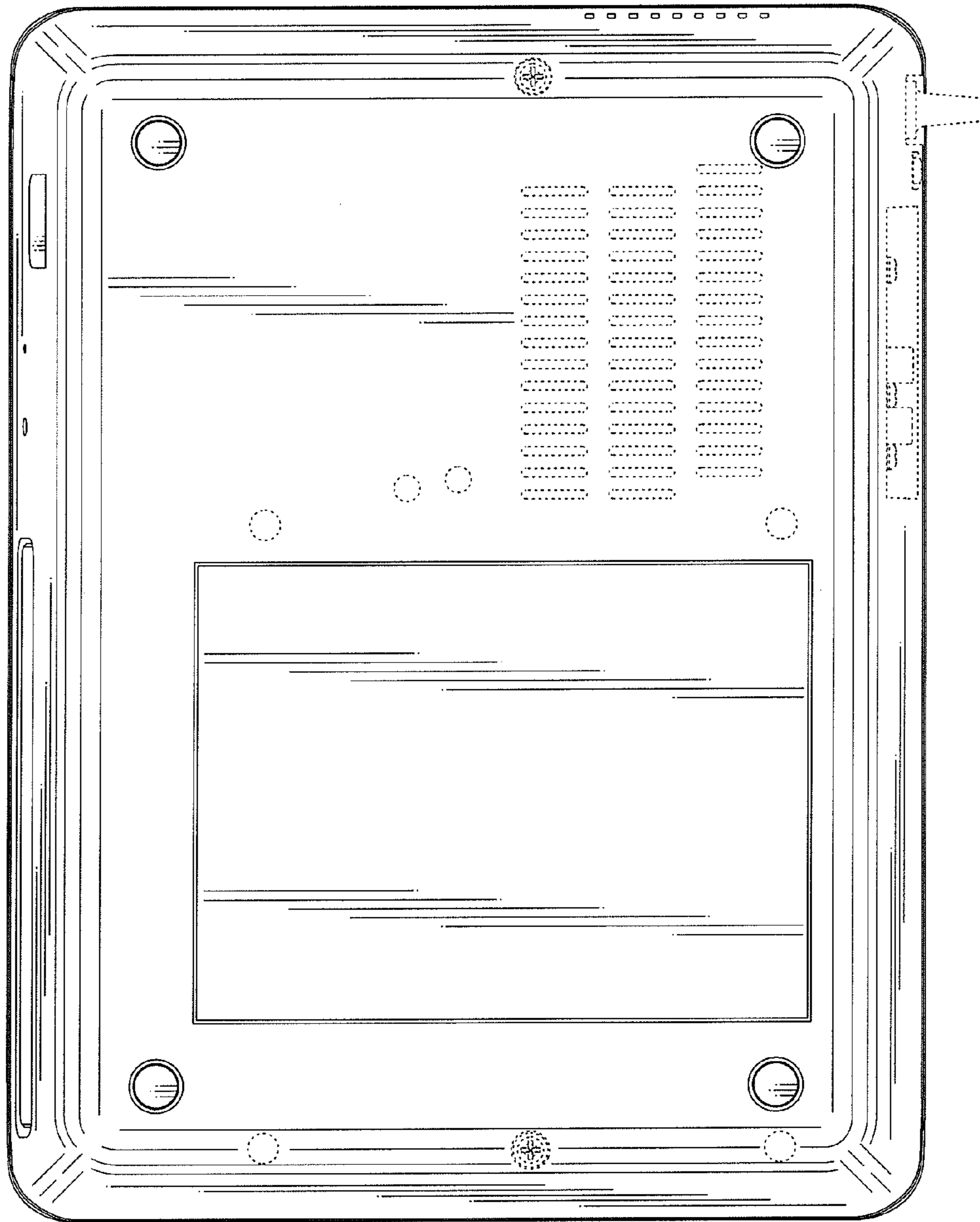


Fig. 7