



US00D684186S

(12) **United States Design Patent**
Phelan

(10) **Patent No.:** **US D684,186 S**
(45) **Date of Patent:** **** Jun. 11, 2013**

(54) **DISPLAY SCREEN WITH GRAPHICAL USER INTERFACE**

(75) Inventor: **Kieran Phelan**, Seattle, WA (US)

(73) Assignee: **Microsoft Corporation**, Redmond, WA (US)

(**) Term: **14 Years**

(21) Appl. No.: **29/401,535**

(22) Filed: **Sep. 12, 2011**

(51) **LOC (9) Cl.** **14-04**

(52) **U.S. Cl.**
USPC **D14/489**

(58) **Field of Classification Search**
USPC D14/489, 490, 491, 492, 488, 487, D14/485, 493, 494, 495; 715/835, 848, 202, 715/205, 723, 700, 724, 725, 726, 841, 701, 715/702, 703, 704, 867, 866, 849, 850, 836, 715/837, 838, 839, 840, 842, 843, 844, 710, 715/711, 712, 201; D19/6; D20/11, 23, 37; 707/709, 219

See application file for complete search history.

(56) **References Cited**

U.S. PATENT DOCUMENTS

D453,767 S * 2/2002 Istvan et al. D14/486
D480,401 S * 10/2003 Kahn et al. D14/488

D529,510 S * 10/2006 Cummins et al. D14/489
D562,343 S * 2/2008 Fletcher D14/488
D597,553 S * 8/2009 Larson et al. D14/488
D621,413 S * 8/2010 Rasmussen D14/489
D623,195 S * 9/2010 La et al. D14/489
D628,594 S * 12/2010 Stroupe et al. D14/493
D649,158 S * 11/2011 Lemay D14/492
D656,950 S * 4/2012 Shallcross et al. D14/488
D659,706 S * 5/2012 David et al. D14/487
D664,978 S * 8/2012 Tanghe et al. D14/487
D664,983 S * 8/2012 Moreau et al. D14/488
D671,134 S * 11/2012 Arnold D14/487
2011/0167369 A1 * 7/2011 van Os 715/769

* cited by examiner

Primary Examiner — Kevin Rudzinski

(74) *Attorney, Agent, or Firm* — Banner & Witcoff, Ltd.

(57) **CLAIM**

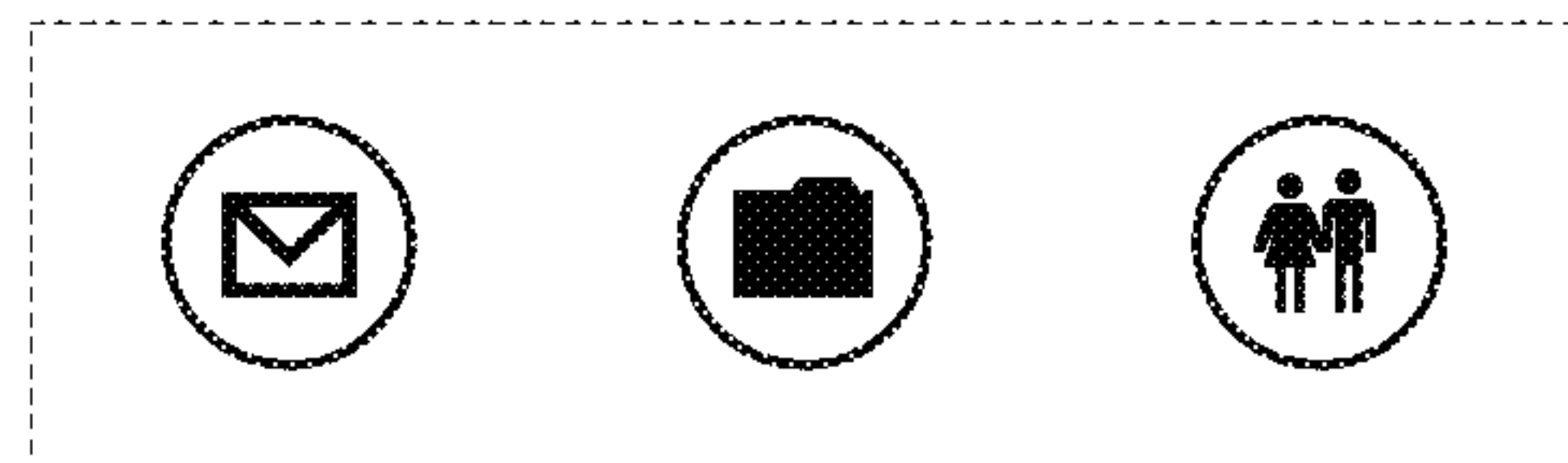

The ornamental design for a display screen with graphical user interface, as shown and described.

DESCRIPTION

FIG. 1 is a front view of a display screen with graphical user interface showing the new design; and, FIG. 2 shows an alternate embodiment of the FIG. 1 user interface, in an enlarged view.

The broken line showing of the display screen is included to illustrate environmental features and form no part of the claimed design.

1 Claim, 2 Drawing Sheets



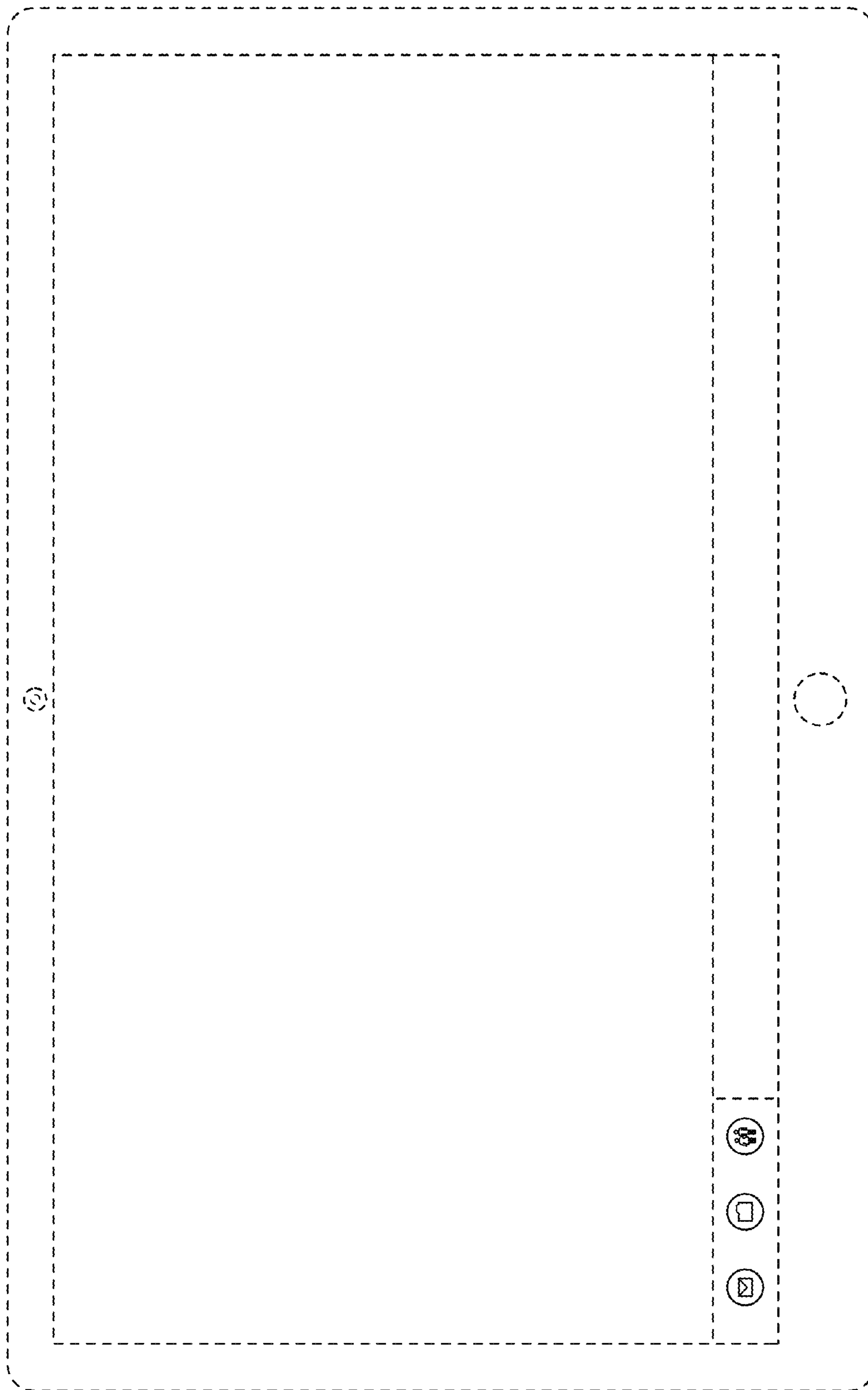


FIG. 1




FIG. 2