



US00D684174S

(12) **United States Design Patent**
Talbot et al.

(10) **Patent No.:** **US D684,174 S**
(45) **Date of Patent:** **** Jun. 11, 2013**

(54) **DISPLAY SCREEN WITH GRAPHICAL USER INTERFACE**

(75) Inventors: **Keri Talbot**, Seattle, WA (US); **Igor B. Peev**, Seattle, WA (US)

(73) Assignee: **Microsoft Corporation**, Redmond, WA (US)

(**) Term: **14 Years**

(21) Appl. No.: **29/424,479**

(22) Filed: **Jun. 13, 2012**

(51) **LOC (9) Cl.** **14-04**

(52) **U.S. Cl.**
USPC **D14/486**

(58) **Field of Classification Search**
USPC D14/485-495; D5/30, 41, 63, 65, D5/66; D19/5-8; D20/11; 345/440-442; 715/211, 215, 706, 719, 733, 763, 770, 773, 715/777, 779, 782, 783, 786, 792, 793, 809, 715/810, 835, 846, 867, 976, 977
See application file for complete search history.

(56) **References Cited**

U.S. PATENT DOCUMENTS

5,192,943	A *	3/1993	Matsuo et al.	715/856
D386,477	S *	11/1997	Thomas	D14/491
5,736,981	A *	4/1998	Nobutani et al.	345/574
6,697,754	B1 *	2/2004	Alexander	702/119
D492,696	S *	7/2004	Minagawa et al.	D14/491

7,015,899	B2 *	3/2006	Kim	345/169
7,100,120	B2 *	8/2006	Zimmerman et al.	715/777
7,224,363	B2 *	5/2007	Kamiyama	345/440
D543,991	S *	6/2007	Vigesaa	D14/487
D548,242	S *	8/2007	Viegers	D14/487
D560,680	S *	1/2008	Armendariz	D14/491
2003/0128212	A1 *	7/2003	Pitkow	345/440
2003/0231213	A1 *	12/2003	Gould et al.	345/782
2005/0193349	A1 *	9/2005	Sato et al.	715/782
2007/0157124	A1 *	7/2007	Haug	715/835
2007/0211058	A1 *	9/2007	Iguchi	345/440
2009/0160861	A1 *	6/2009	Nakano	345/440

* cited by examiner

Primary Examiner — Karen S Acker

(74) *Attorney, Agent, or Firm* — Banner & Witcoff, Ltd.

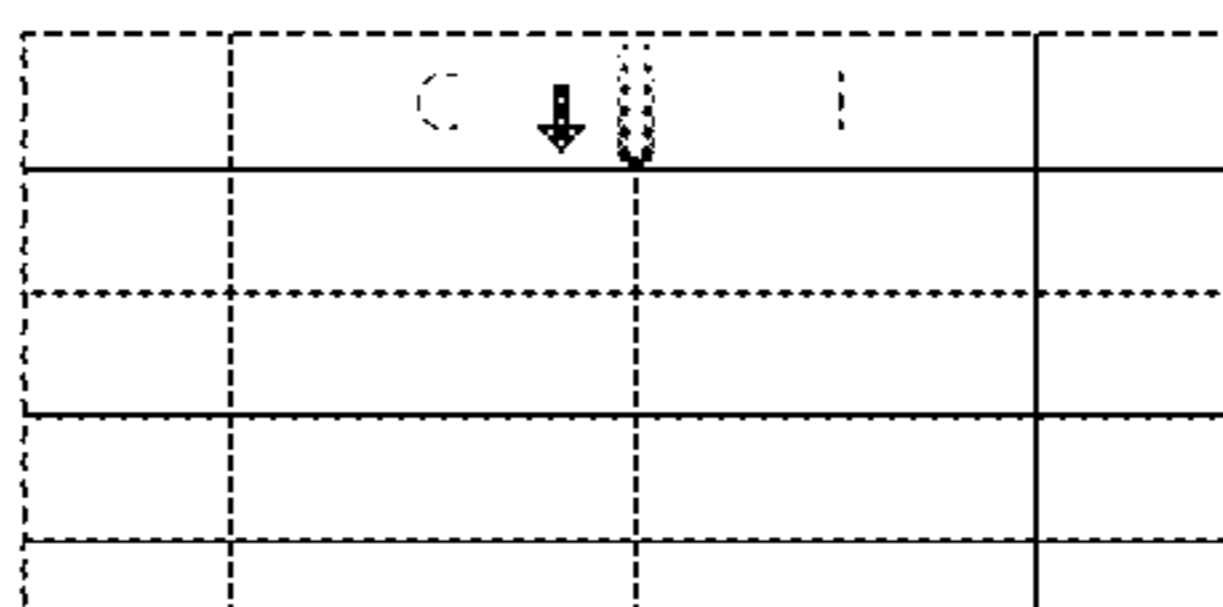
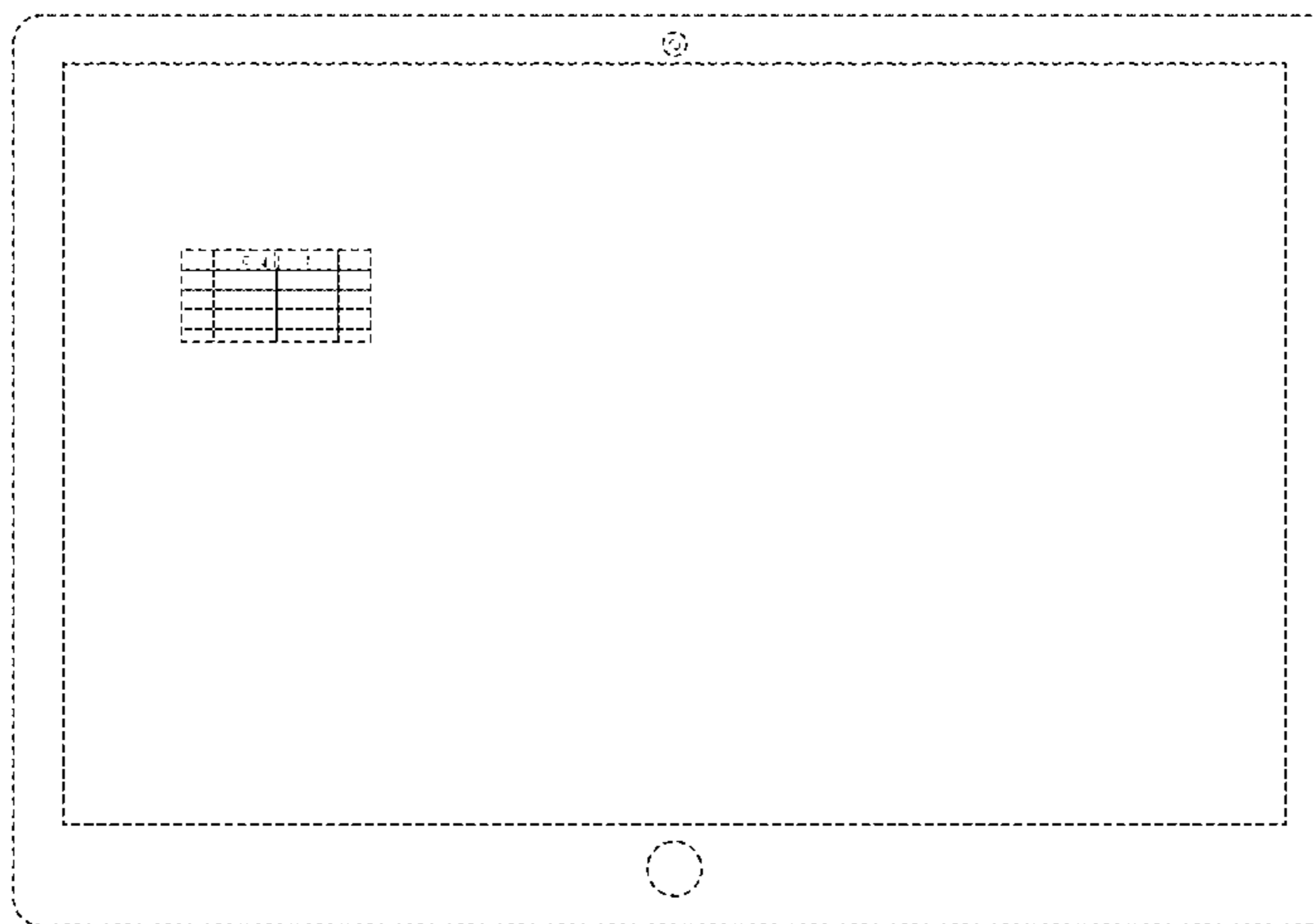
(57) **CLAIM**

The ornamental design for a display screen with graphical user interface, as shown and described.

DESCRIPTION

FIG. 1 is a front view of a display screen with graphical user interface showing our new design; FIG. 2 is a front view of a display screen with graphical user interface of FIG. 1 with a region for enlargement; and, FIG. 3 is an enlarged view of the region identified by FIG. 3. The broken line showing of the remainder of text, the graphical user interface, and display screen is for environmental purposes only and forms no part of the claimed design.

1 Claim, 3 Drawing Sheets



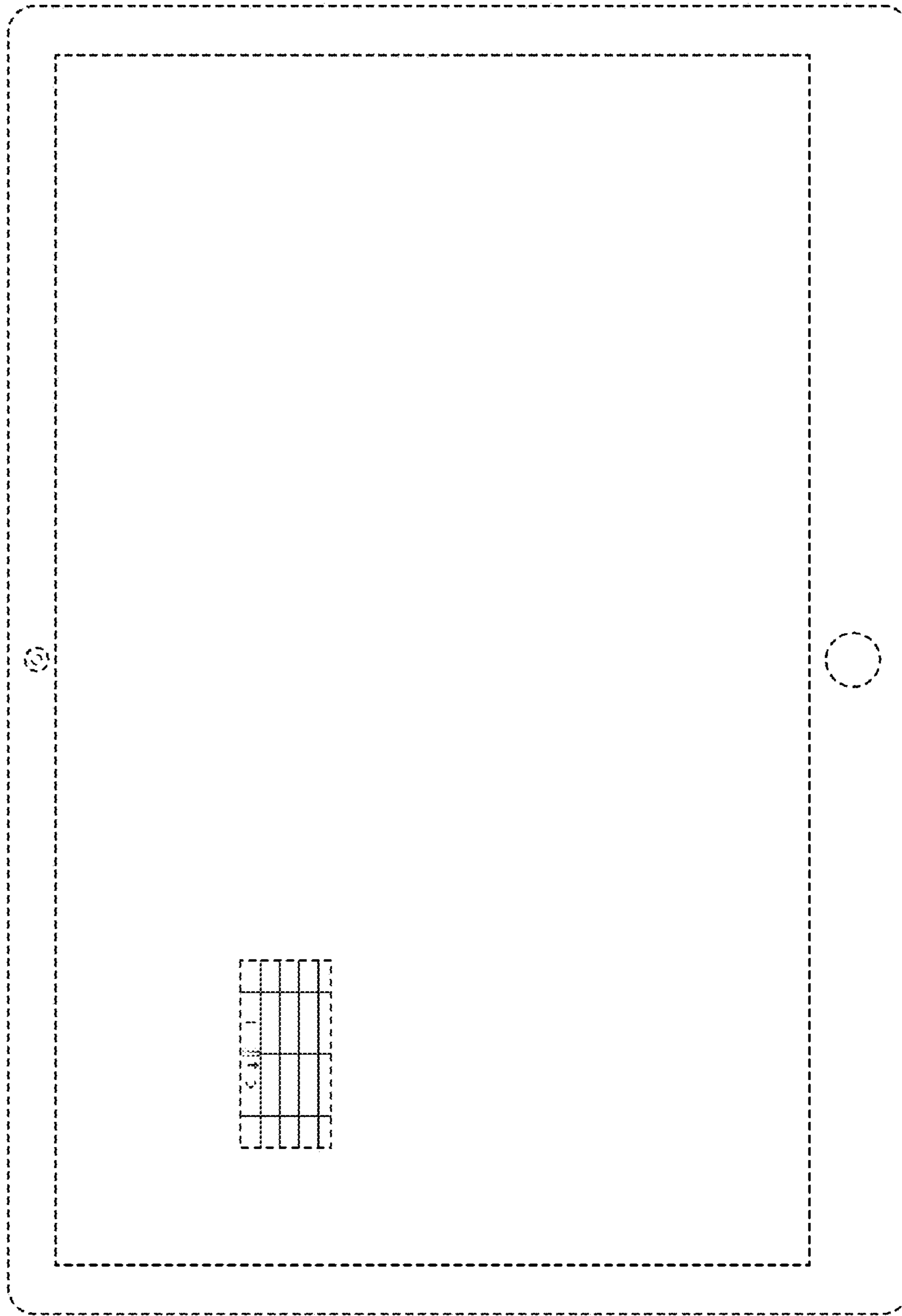
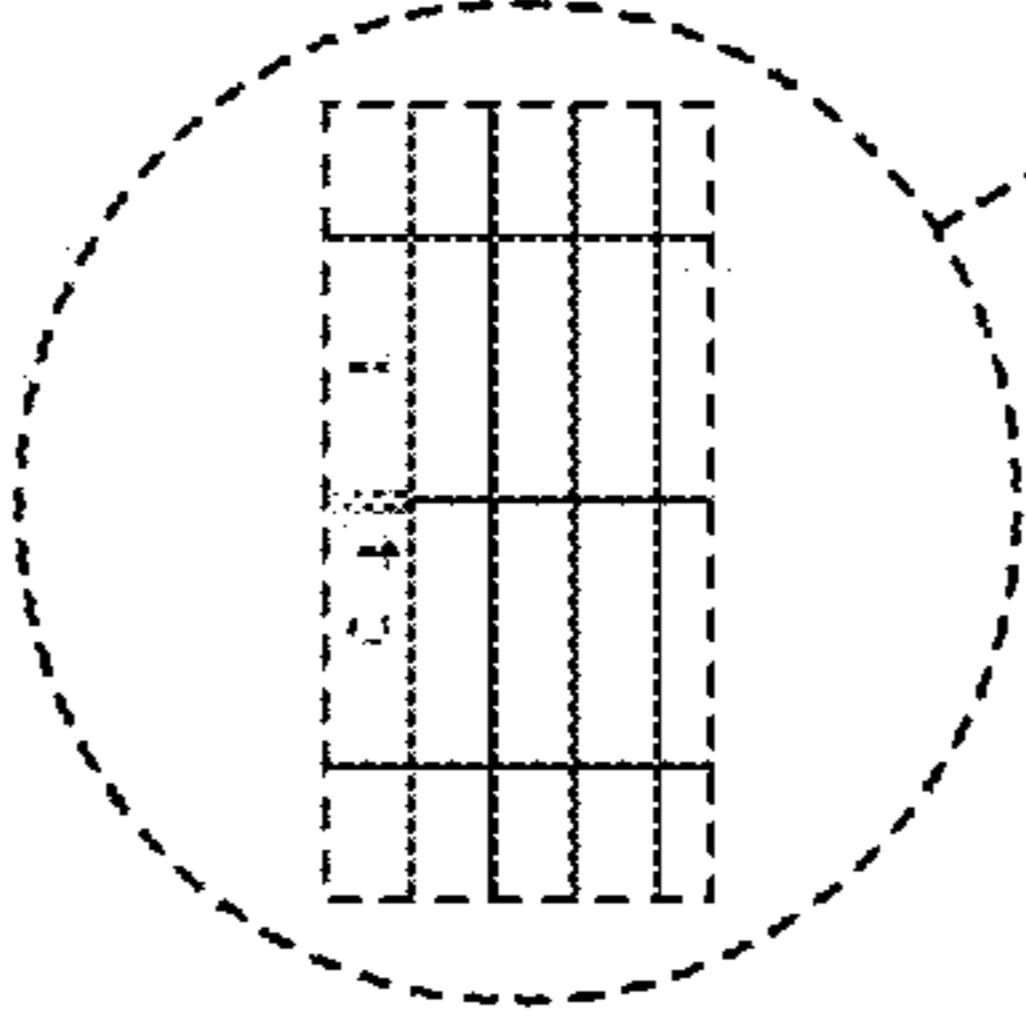
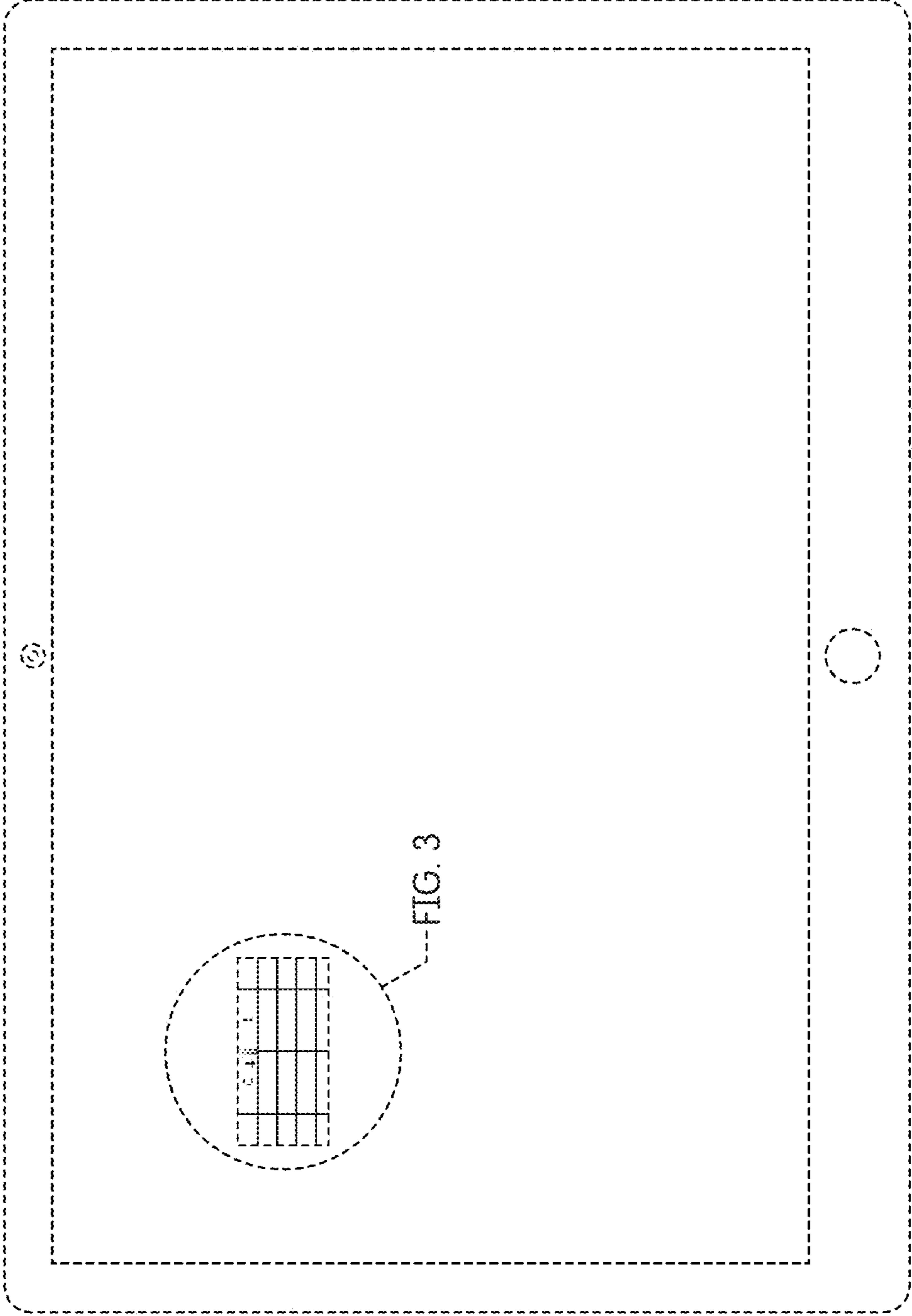


FIG. 1



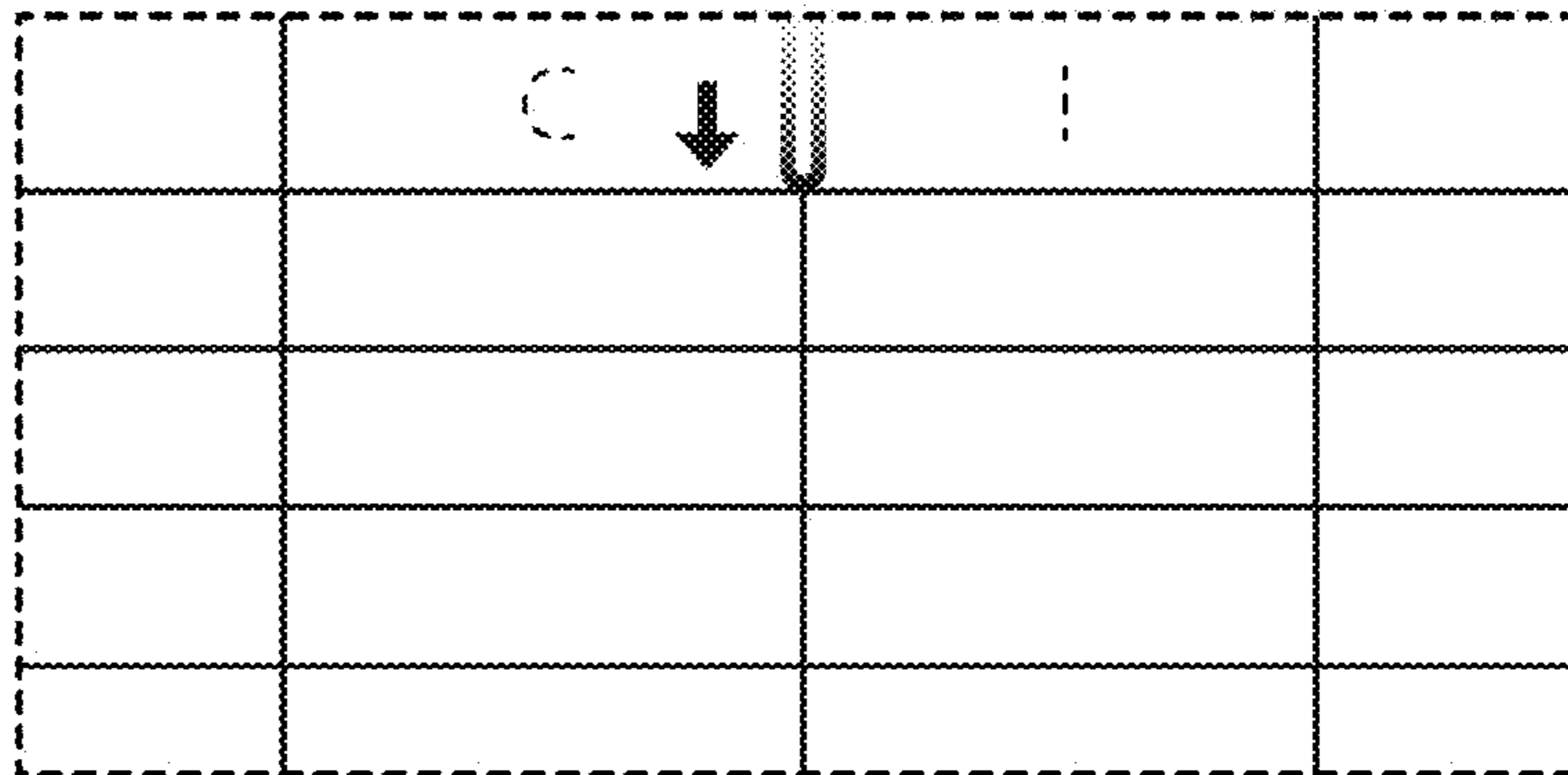


FIG. 3