



US00D684148S

(12) **United States Design Patent**
Sei et al.

(10) **Patent No.:** **US D684,148 S**
(45) **Date of Patent:** **** Jun. 11, 2013**

(54) **HANDS FREE ACCESSORY FOR WIRELESS TELEPHONES**

(75) Inventors: **Kazufumi Sei**, Tokyo (JP); **Yu Sakata**, Tokyo (JP)

(73) Assignee: **JVC Kenwood Corporation**, Yokohama (JP)

(**) Term: **14 Years**

(21) Appl. No.: **29/386,171**

(22) Filed: **Feb. 25, 2011**

(30) **Foreign Application Priority Data**

Dec. 17, 2010 (JP) D2010-030238

(51) **LOC (9) Cl.** **14-03**

(52) **U.S. Cl.**
USPC **D14/240**

(58) **Field of Classification Search**
USPC D14/300–302, 313, 314, 341, 348–370,
D14/383, 385, 432, 435, 436, 496, 125, 135,
D14/137, 155, 240–242, 299; D3/201, 273;
361/679.31, 679.33, 679.4, 752; 711/100,
711/115

See application file for complete search history.

(56) **References Cited**

U.S. PATENT DOCUMENTS

D332,776 S * 1/1993 Kelly et al. D14/346
D377,458 S * 1/1997 Tsui D10/104.1

D522,990 S * 6/2006 Sun et al. D14/138 AA
D576,155 S * 9/2008 Wilson et al. D14/225
D576,156 S * 9/2008 Wilson et al. D14/225
D576,611 S * 9/2008 Wilson et al. D14/225
D576,612 S * 9/2008 Wilson et al. D14/228
D577,009 S * 9/2008 Wilson et al. D14/225
D577,010 S * 9/2008 Wilson et al. D14/225
D595,262 S * 6/2009 Nousiainen D14/206
D626,952 S * 11/2010 Ding D14/242
D635,125 S * 3/2011 Nousiainen D14/223

* cited by examiner

Primary Examiner — Ian Simmons

Assistant Examiner — Charles Hanson

(74) *Attorney, Agent, or Firm* — Nath, Goldberg & Meyer;
Jerald L. Meyer; Scott C. Langford

(57) **CLAIM**

The ornamental design for a hands free accessory for wireless telephones, as shown and described.

DESCRIPTION

FIG. 1 is a front perspective view of a hands free accessory for wireless telephones;
FIG. 2 is a top plan view thereof;
FIG. 3 is a front view thereof;
FIG. 4 is a right side view thereof, a left side view being a mirror view thereof;
FIG. 5 is a bottom plan view thereof; and,
FIG. 6 is a rear view thereof.
The broken lines showing on the drawing disclosure are for illustrative purposes only and form no part of the claimed design.

1 Claim, 4 Drawing Sheets

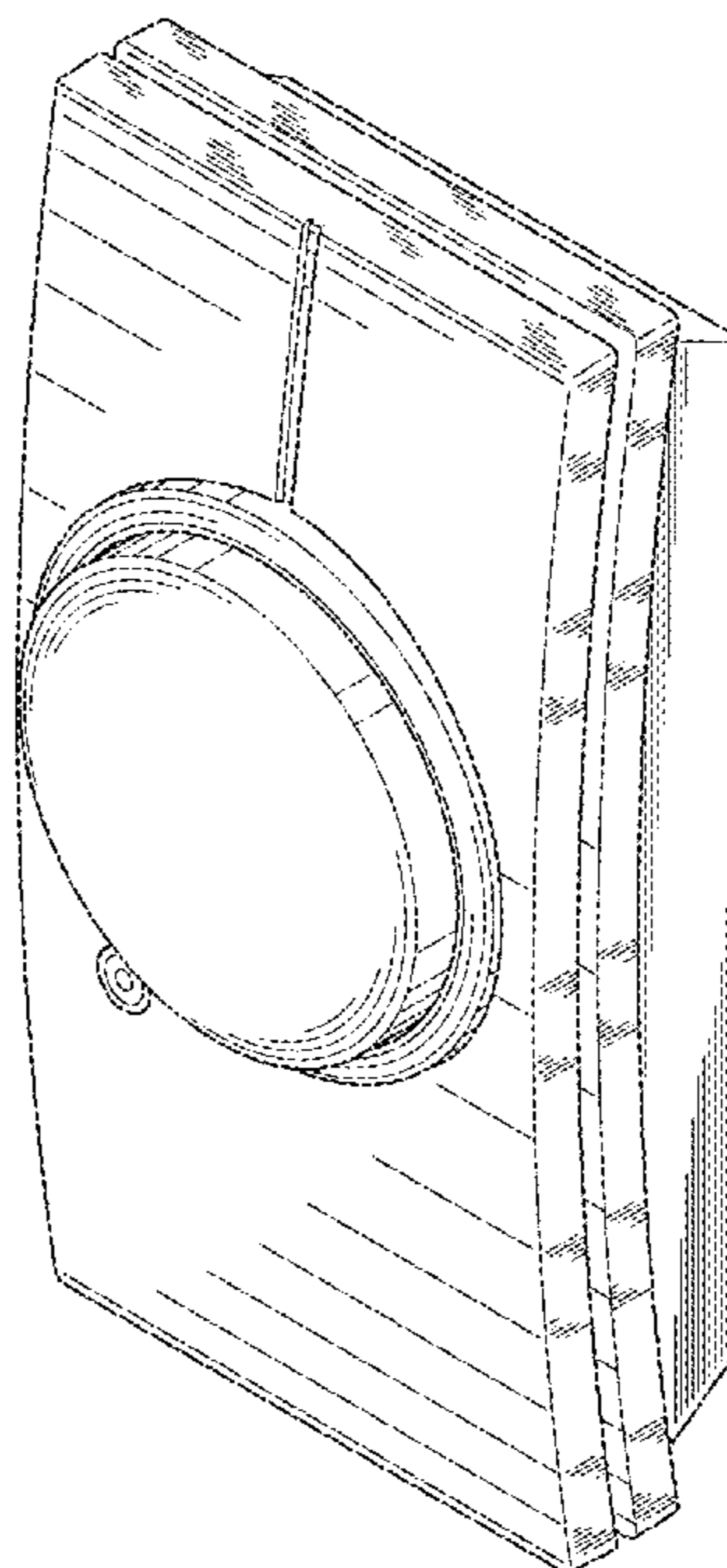


Fig. 1

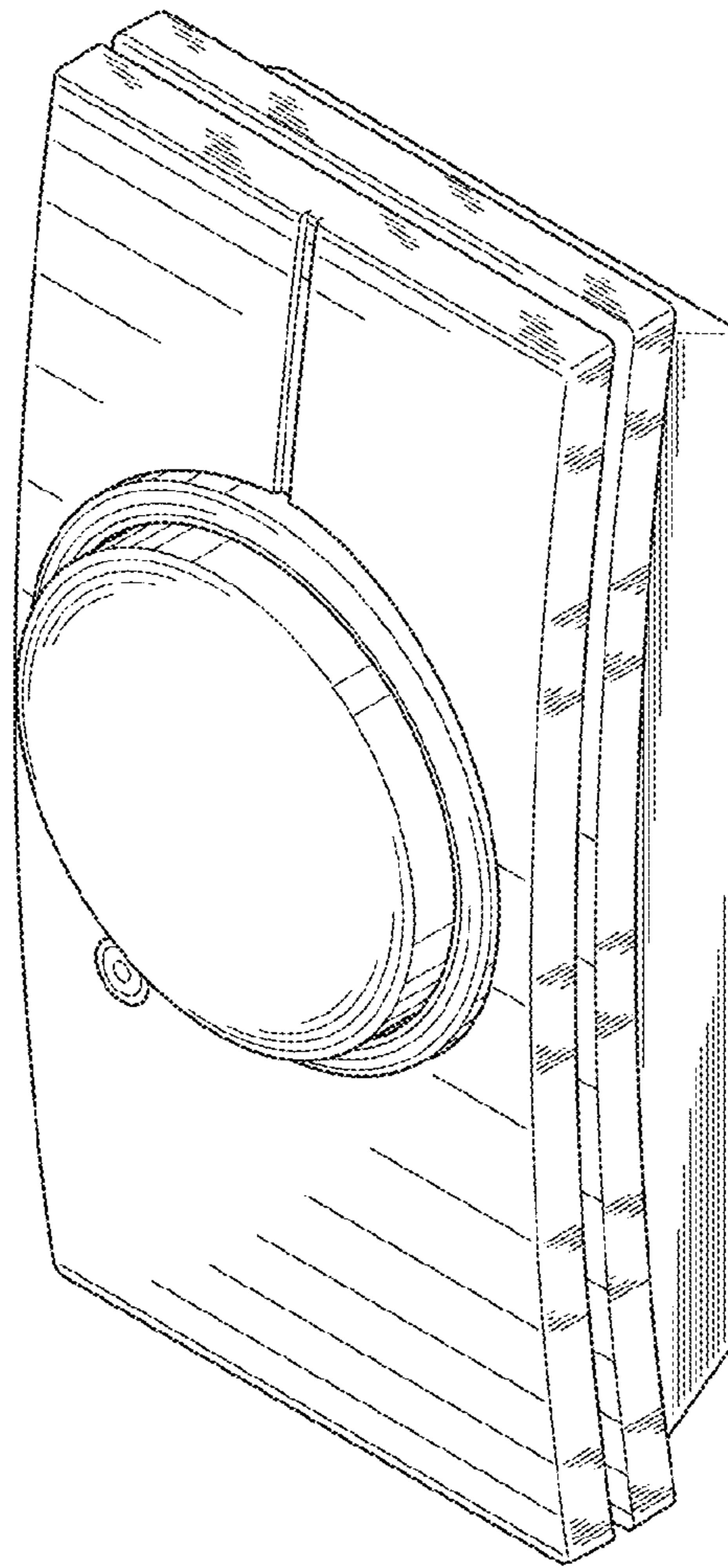


Fig.2



Fig.3

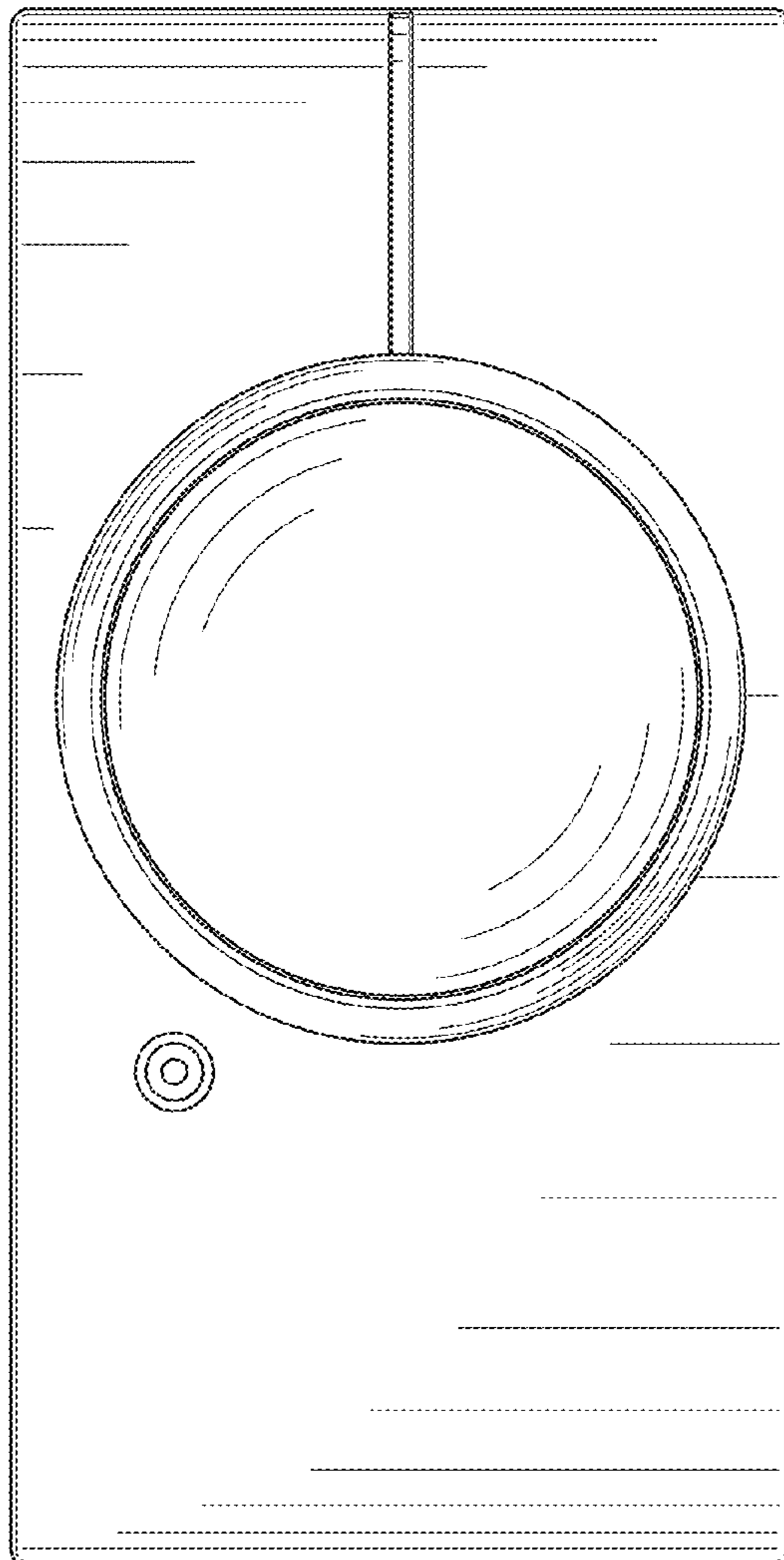


Fig.4

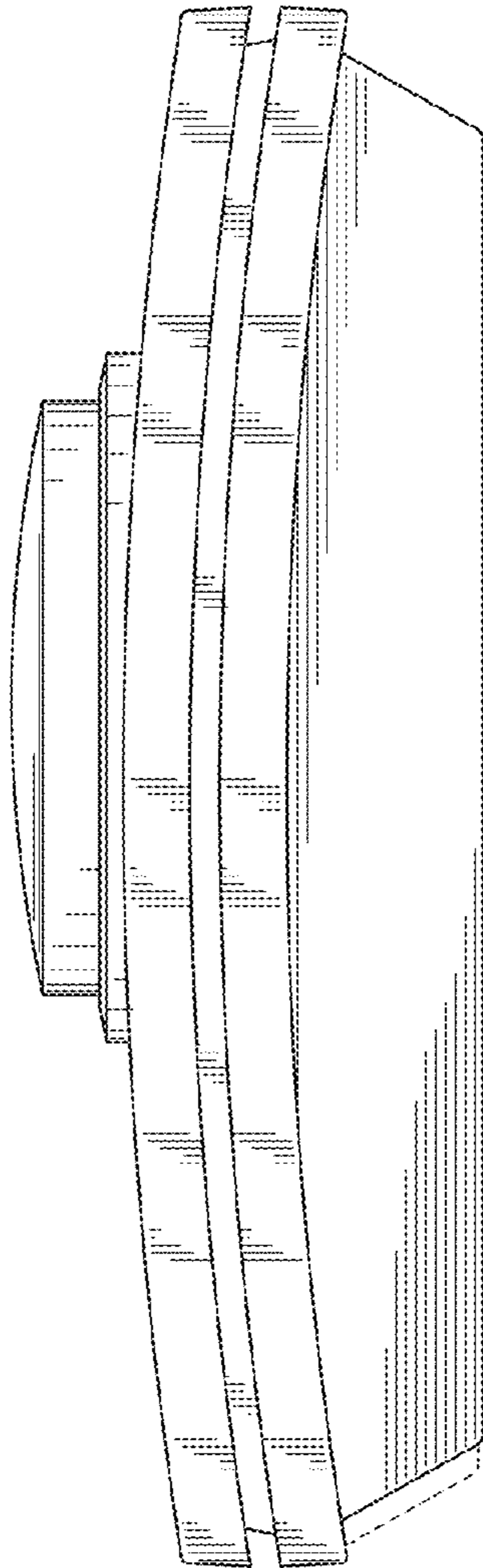


Fig.5

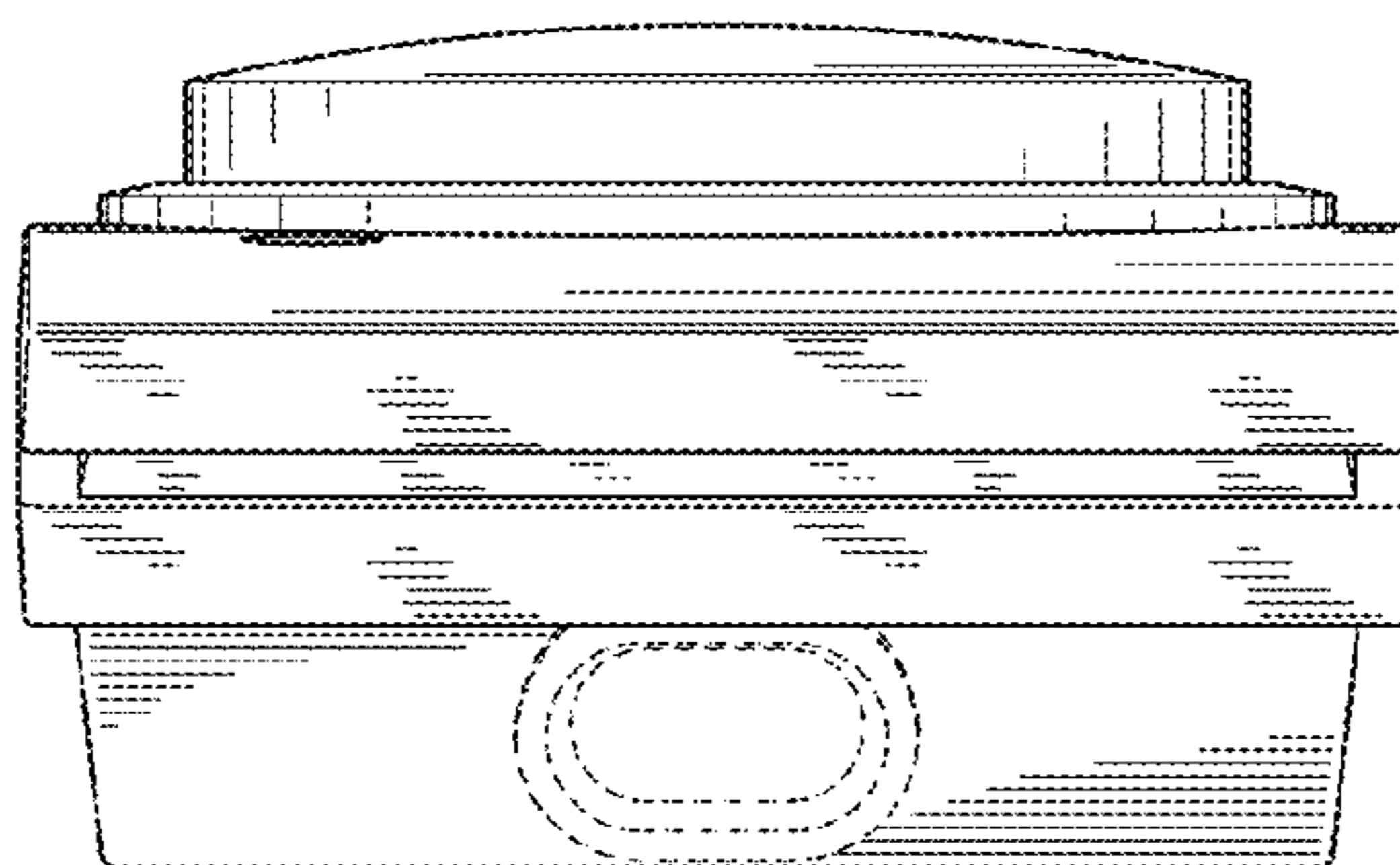


Fig. 6

