



US00D684146S

(12) **United States Design Patent**
Stifal

(10) **Patent No.:** **US D684,146 S**
(45) **Date of Patent:** **** Jun. 11, 2013**

(54) **ADAPTER PLATE FOR USE IN MOUNTING AN AUDIO/VISUAL DEVICE OR THE LIKE TO A SURFACE**

(75) Inventor: **Matthew W. Stifal**, Portage, IN (US)

(73) Assignee: **Peerless Industries, Inc.**, Aurora, IL (US)

(**) Term: **14 Years**

(21) Appl. No.: **29/424,114**

(22) Filed: **Jun. 7, 2012**

(51) **LOC (9) Cl.** **14-03**

(52) **U.S. Cl.**
USPC **D14/239**

(58) **Field of Classification Search**
USPC .. D14/239, 230-238, 354, 299, 358; D6/495;
D16/242; 343/700 R, 878-892; 455/561;
D8/354

See application file for complete search history.

(56) **References Cited**

U.S. PATENT DOCUMENTS

3,565,382	A *	2/1971	Passarelli, Jr.	248/300
D398,283	S *	9/1998	Miller	D12/223
D434,304	S *	11/2000	Willett	D8/354
D442,471	S *	5/2001	Willett	D8/354
D488,708	S	4/2004	Lam et al.	
D495,223	S *	8/2004	Altman	D8/19
D505,856	S *	6/2005	Kim et al.	D8/353
D505,858	S	6/2005	O'Keene	
7,243,892	B2	7/2007	Pfister	
D558,560	S	1/2008	Ciungan	
D558,561	S	1/2008	Ciungan	
D558,562	S	1/2008	Ciungan et al.	
D558,563	S	1/2008	Ciungan	
D558,564	S	1/2008	Ciungan	
D559,087	S	1/2008	Ciungan	
D559,088	S	1/2008	Ciungan	
D562,113	S	2/2008	Ciungan et al.	

D576,867	S *	9/2008	Kretz	D8/356
7,490,600	B2 *	2/2009	Kopp	126/82
D593,104	S	5/2009	Gillespie	
D595,723	S	7/2009	Bures et al.	
D597,086	S *	7/2009	Sergi et al.	D14/238
D598,273	S *	8/2009	Nerskov	D8/354
D598,274	S *	8/2009	Nerskov	D8/354
7,802,765	B2 *	9/2010	Thieman	248/214
D627,579	S	11/2010	Gillespie	
7,832,700	B2	11/2010	Ciungan	
D628,566	S	12/2010	Molter	
D634,946	S	3/2011	Gillespie	
D638,023	S	5/2011	Skull et al.	

(Continued)

OTHER PUBLICATIONS

U.S. Appl. No. 29/424,123, filed Jun. 7, 2012, Stifal.
SnapAV—Motion, snapav.com, Strong™ Contractor Series Universal Mount with Dual Arms for Large 42-63 in. Displays, www://snapav.com/c-53-motion.aspx; 2006, 3 pages.

Primary Examiner — Raphael Barkai
Assistant Examiner — Randall Gholson
(74) *Attorney, Agent, or Firm* — Foley & Lardner LLP

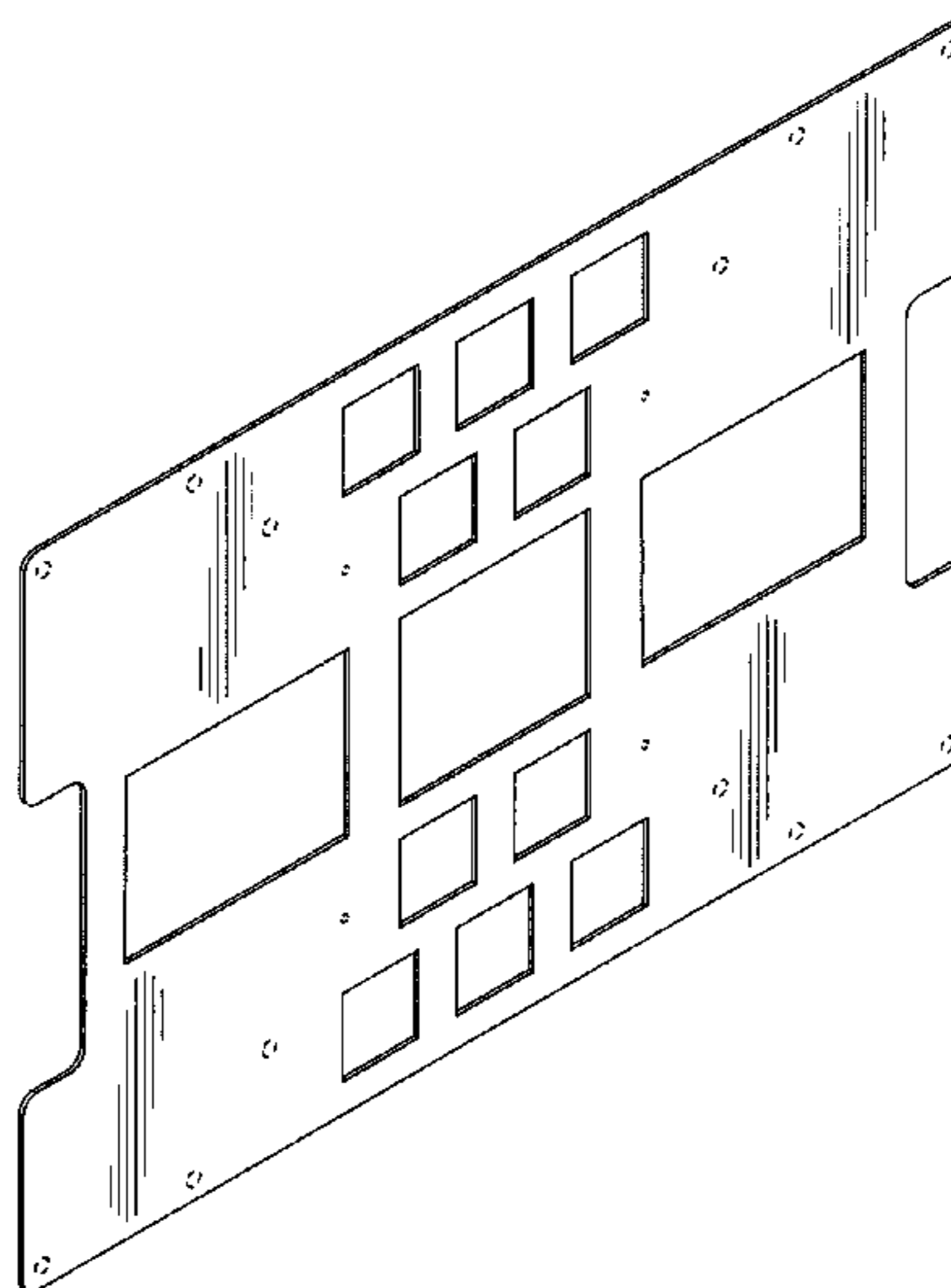
(57) **CLAIM**

I claim the ornamental design for an adapter plate for use in mounting an audio/visual device or the like to a surface, as shown and described.

DESCRIPTION

FIG. 1 is an isometric view of the claimed design.
FIG. 2 is a front elevational view of the claimed design of FIG. 1, the rear elevational view being identical thereto.
FIG. 3 is a left side elevational view of the claimed design of FIG. 1, the right side elevational view being identical thereto; and,
FIG. 4 is a top plan view of the claimed design of FIG. 1, the bottom plan view being identical thereto.
The broken lines in the drawings are for illustrative purposes only and form no part of the claimed design.

1 Claim, 3 Drawing Sheets



US D684,146 S

Page 2

U.S. PATENT DOCUMENTS				D662,103 S	6/2012	Brandt
D646,685 S	10/2011	Skull et al.		D662,104 S	6/2012	Brandt
D650,373 S	12/2011	Stemple				
D654,064 S	* 2/2012	Sergi	D14/238			* cited by examiner

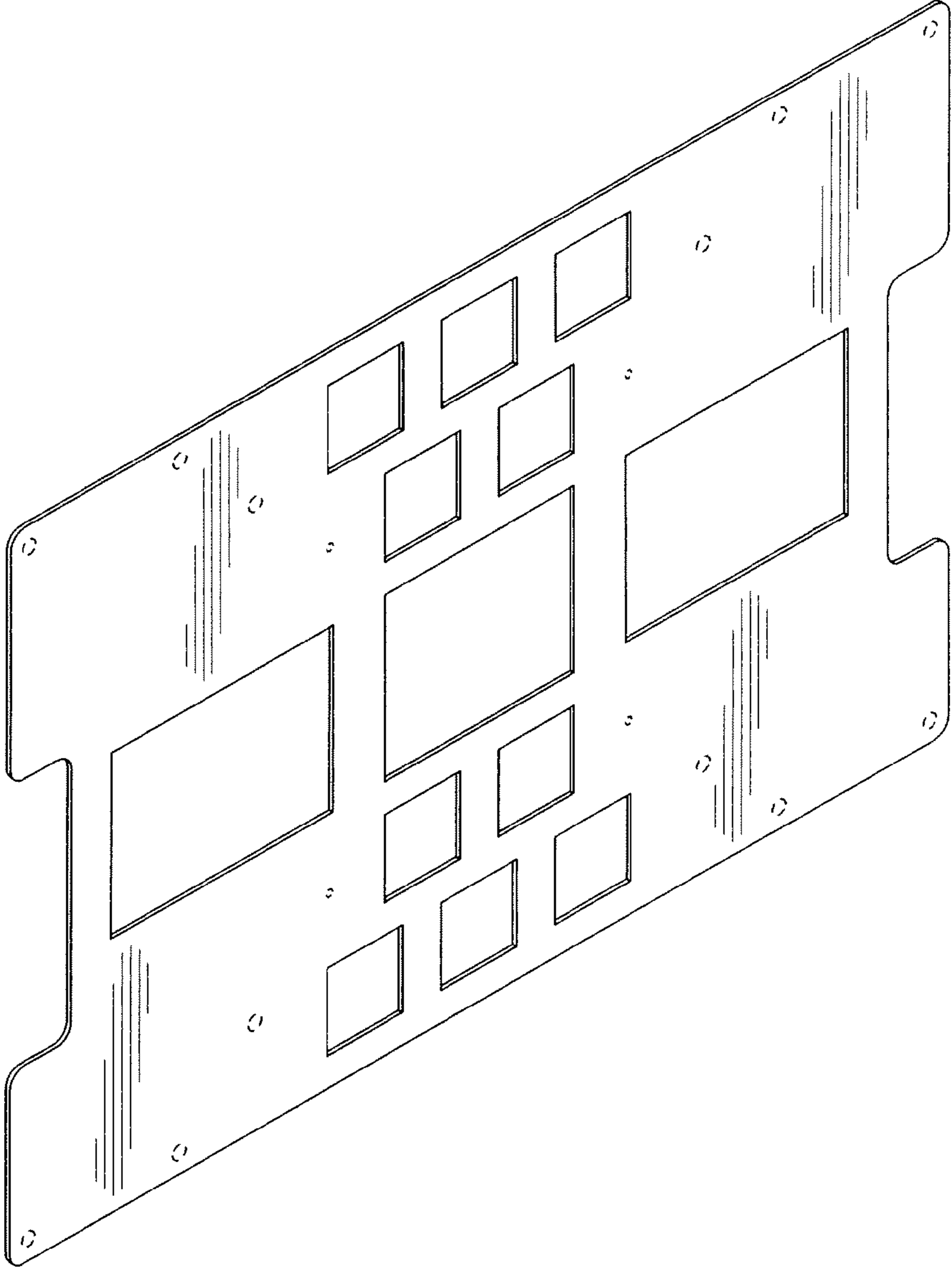


FIG. 1

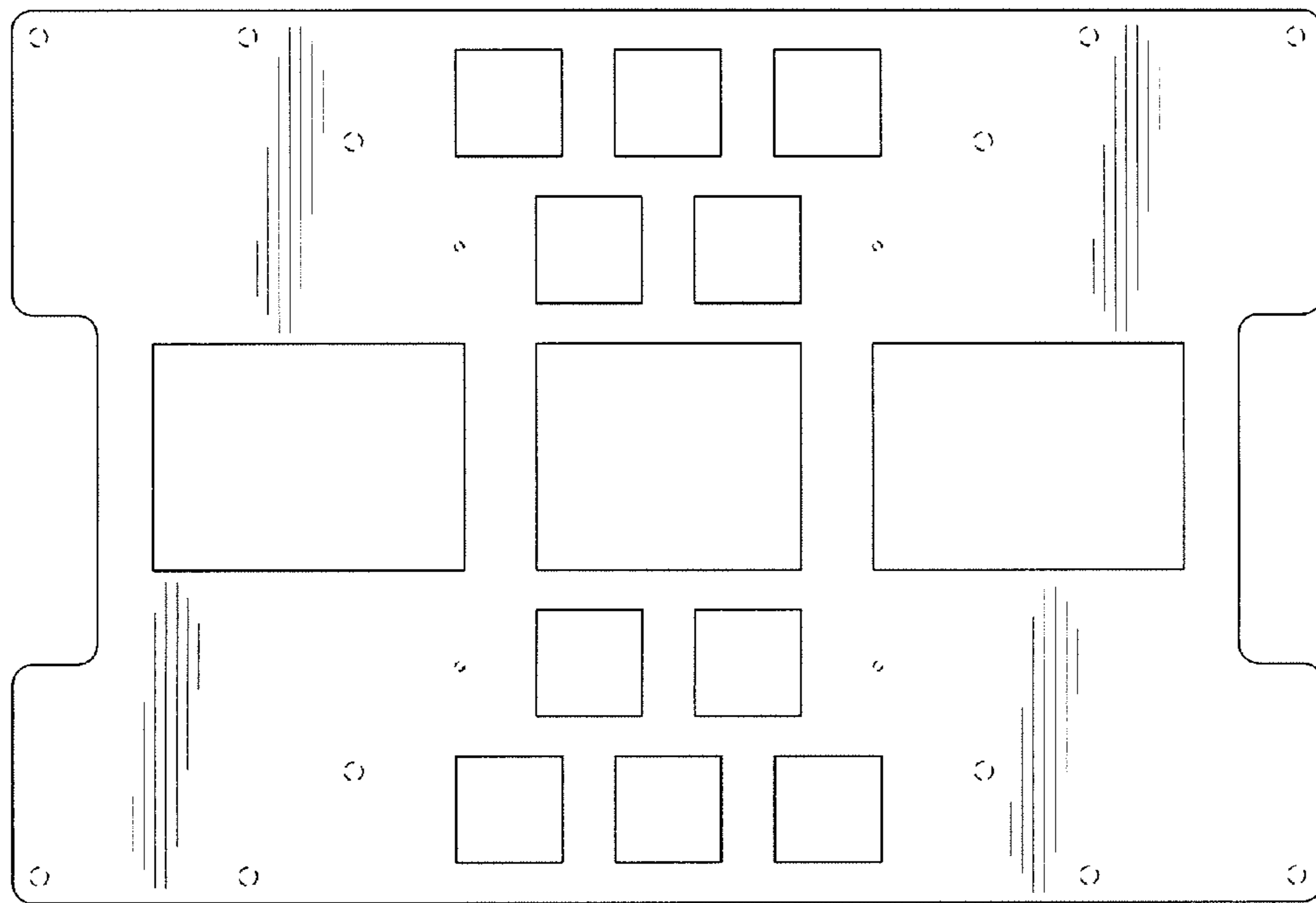


FIG. 2



FIG. 3

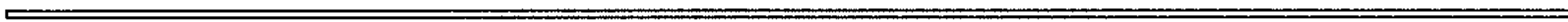


FIG. 4