



US00D684143S

(12) **United States Design Patent**  
**Rapp et al.**

(10) **Patent No.:** **US D684,143 S**

(45) **Date of Patent:** **\*\* Jun. 11, 2013**

(54) **SOUNDPROOF HOUSING**

(75) Inventors: **Michael Rapp**, Solingen (DE); **Andre Kunzendorf**, Wuppertal (DE)

(73) Assignee: **Gebr. Becker GmbH**, Wuppertal (DE)

(\*\*) Term: **14 Years**

(21) Appl. No.: **29/373,252**

(22) Filed: **Mar. 23, 2011**

(30) **Foreign Application Priority Data**

Oct. 8, 2010 (DE) ..... 10 2010 038 059

(51) **LOC (9) Cl.** ..... **14-03**

(52) **U.S. Cl.**  
USPC ..... **D14/217**

(58) **Field of Classification Search**  
USPC ..... D14/137, 155, 157, 168–171, 188,  
D14/191, 197, 217, 247, 257, 258, 496,  
498–508, 511; 455/90.1–90.3, 344–355;  
369/6–12; D10/40, 46, 49, 65, 96, 99, 100,  
D10/103; D15/7, 9, 199  
See application file for complete search history.

(56) **References Cited**

**U.S. PATENT DOCUMENTS**

D346,370 S \* 4/1994 Hetfield et al. .... D14/432  
D372,024 S \* 7/1996 Carlson, Jr. et al. .... D14/432  
D498,243 S \* 11/2004 Chou ..... D15/7  
D536,692 S \* 2/2007 Alwicker et al. .... D14/188  
D572,230 S \* 7/2008 Neu et al. .... D14/155  
D595,741 S \* 7/2009 Dickertmann ..... D15/7  
D596,615 S \* 7/2009 Wilson ..... D14/188

D611,361 S \* 3/2010 Knight ..... D10/65  
D614,979 S \* 5/2010 McNames et al. .... D10/65  
D633,402 S \* 3/2011 Appoyer ..... D10/100  
D638,394 S \* 5/2011 Richards et al. .... D14/155  
D655,215 S \* 3/2012 Daniel ..... D10/104.2  
D669,473 S \* 10/2012 Gronau et al. .... D14/420

**OTHER PUBLICATIONS**

Becker International, “SH19 + SH20 Datasheet and Pamphlet”;  
<http://www.becker-international.com/3022/Accessories>; accessed  
Nov. 20, 2012; 5pgs.\*

\* cited by examiner

*Primary Examiner* — Keli L Hill

(74) *Attorney, Agent, or Firm* — Collard & Roe, P.C.

(57) **CLAIM**

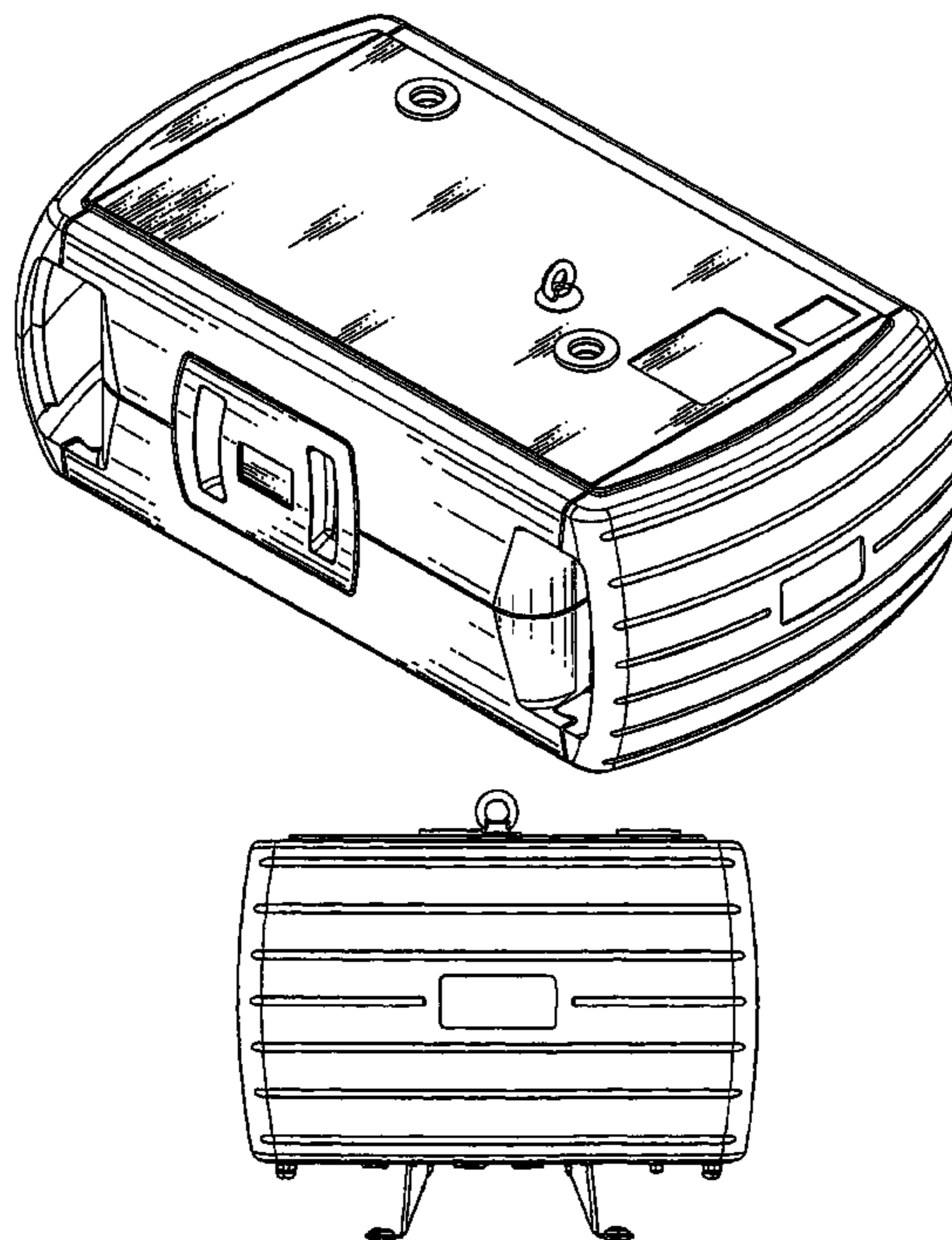
The ornamental design for a soundproof housing, as shown  
and described.

**DESCRIPTION**

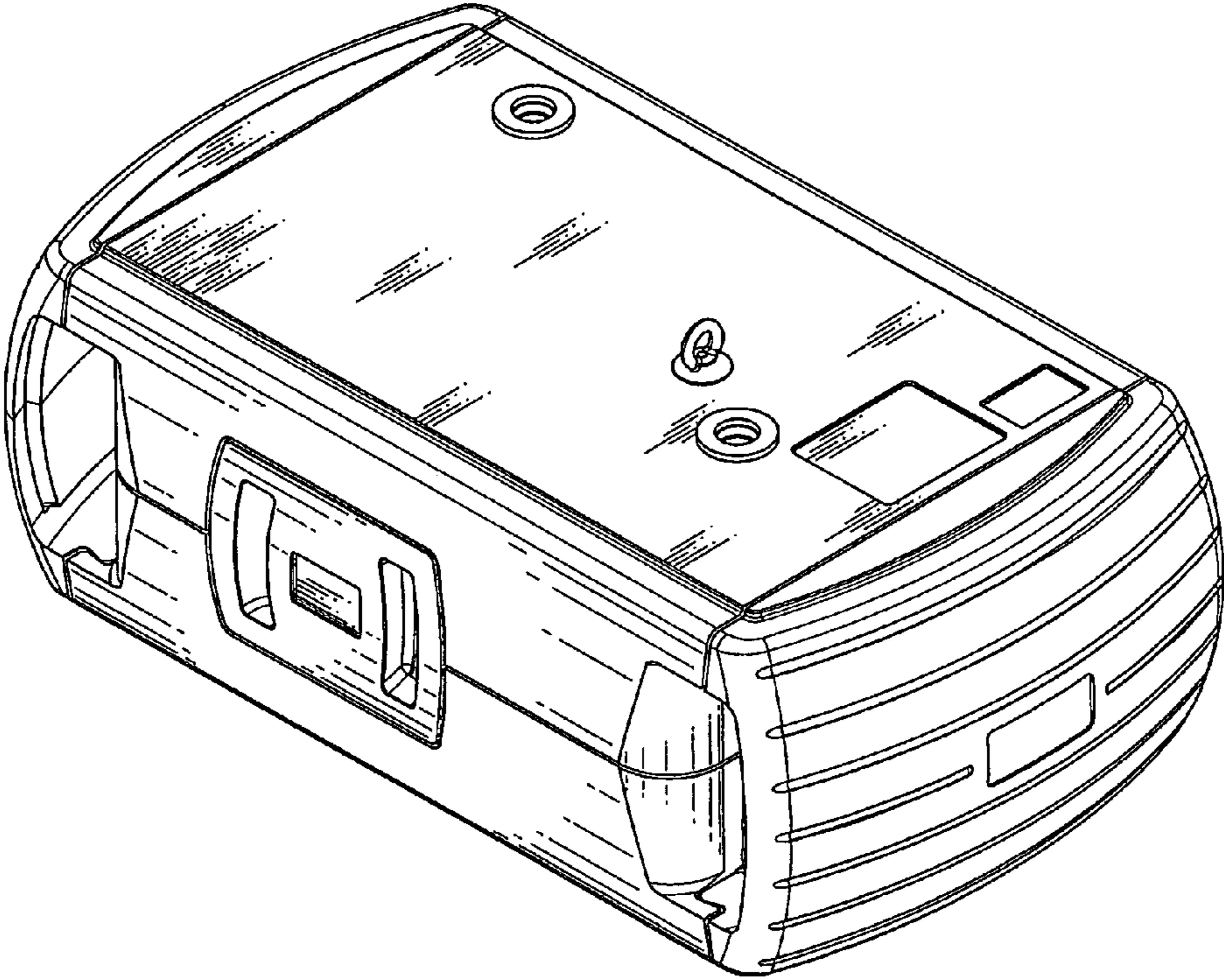
FIG. 1 is a front, side and top perspective view of a sound-  
proof housing, showing our new design;  
FIG. 2 is a side view thereof;  
FIG. 3 is a top view thereof;  
FIG. 4 is a side view opposite to the side view shown in FIG.  
2;  
FIG. 5 is a bottom view thereof;  
FIG. 6 is a rear view thereof; and,  
FIG. 7 is a front view thereof.

The broken lines shown are included for the purpose of illus-  
trating the unclaimed portions of the soundproof housing and  
form no part of the claim.

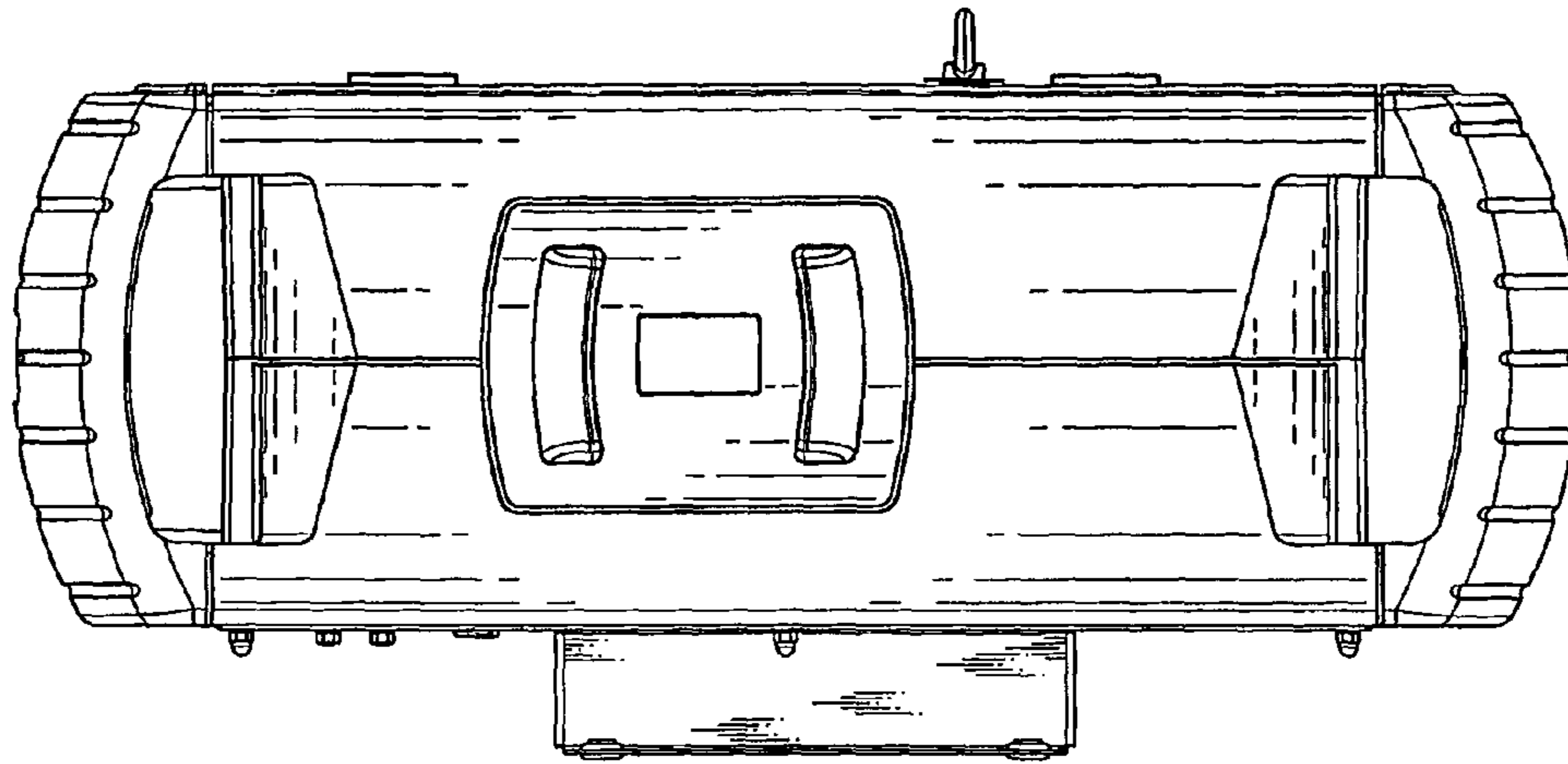
**1 Claim, 4 Drawing Sheets**



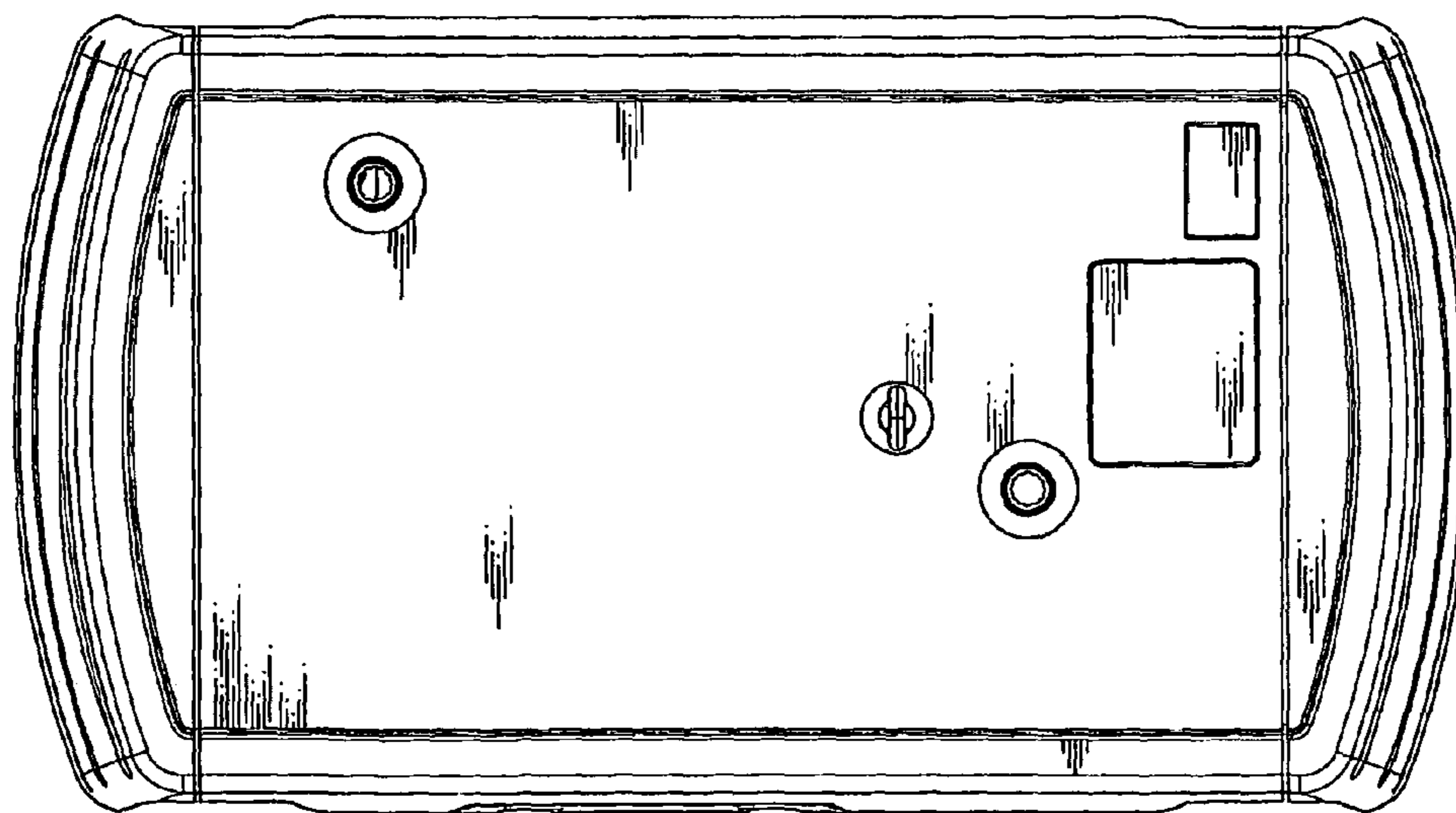
***Fig. 1***



***Fig. 2***

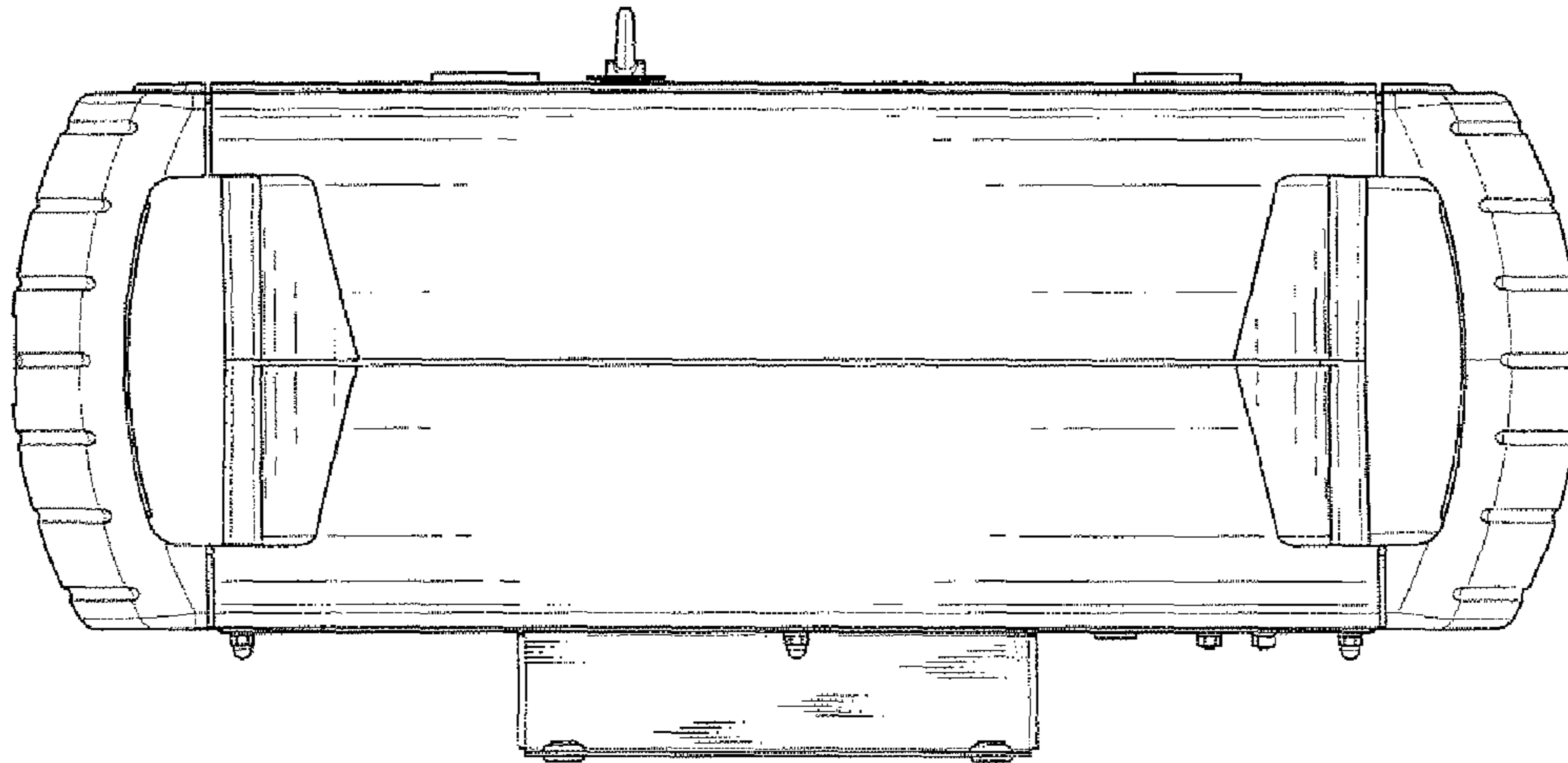


***Fig. 3***

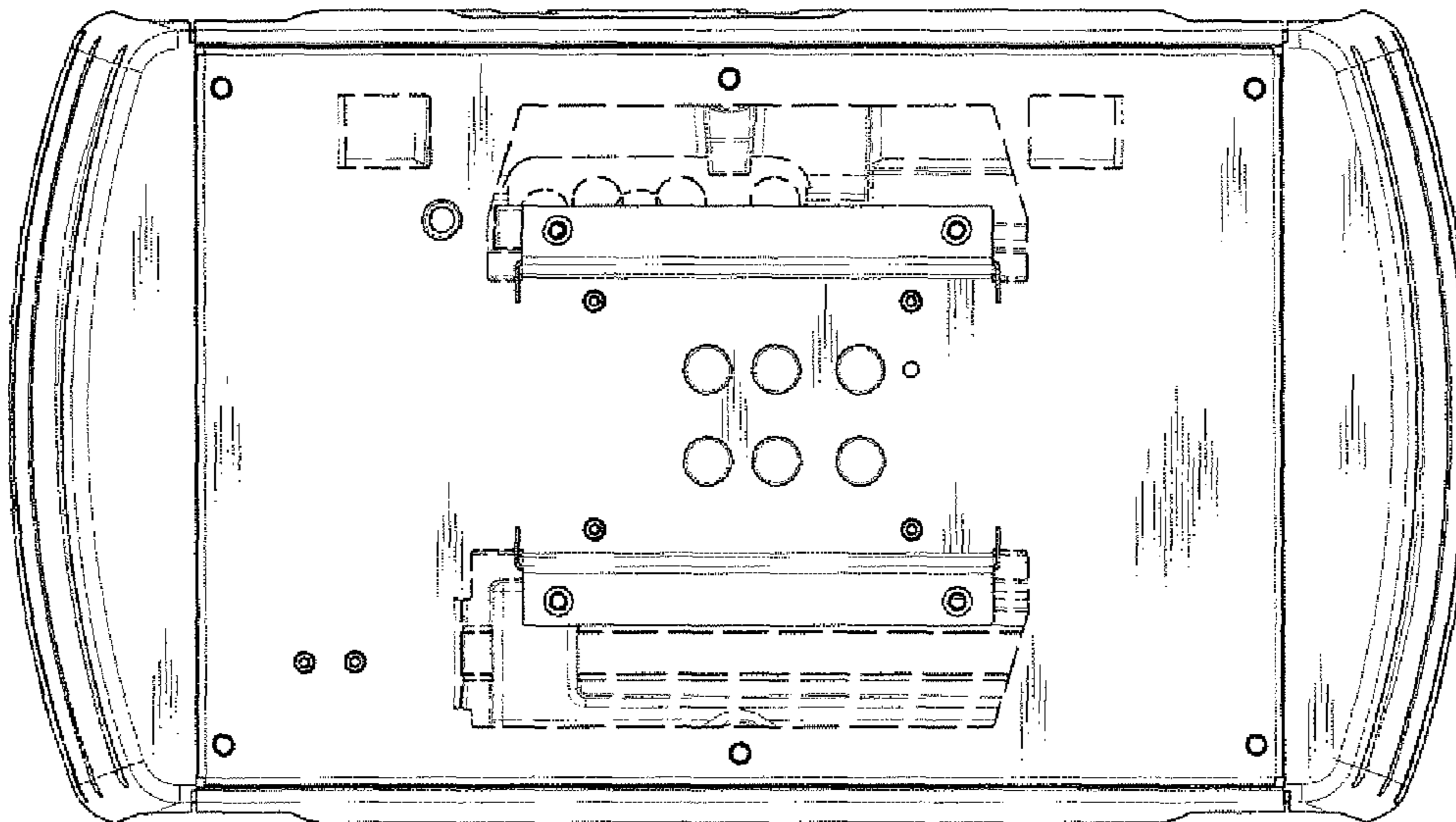




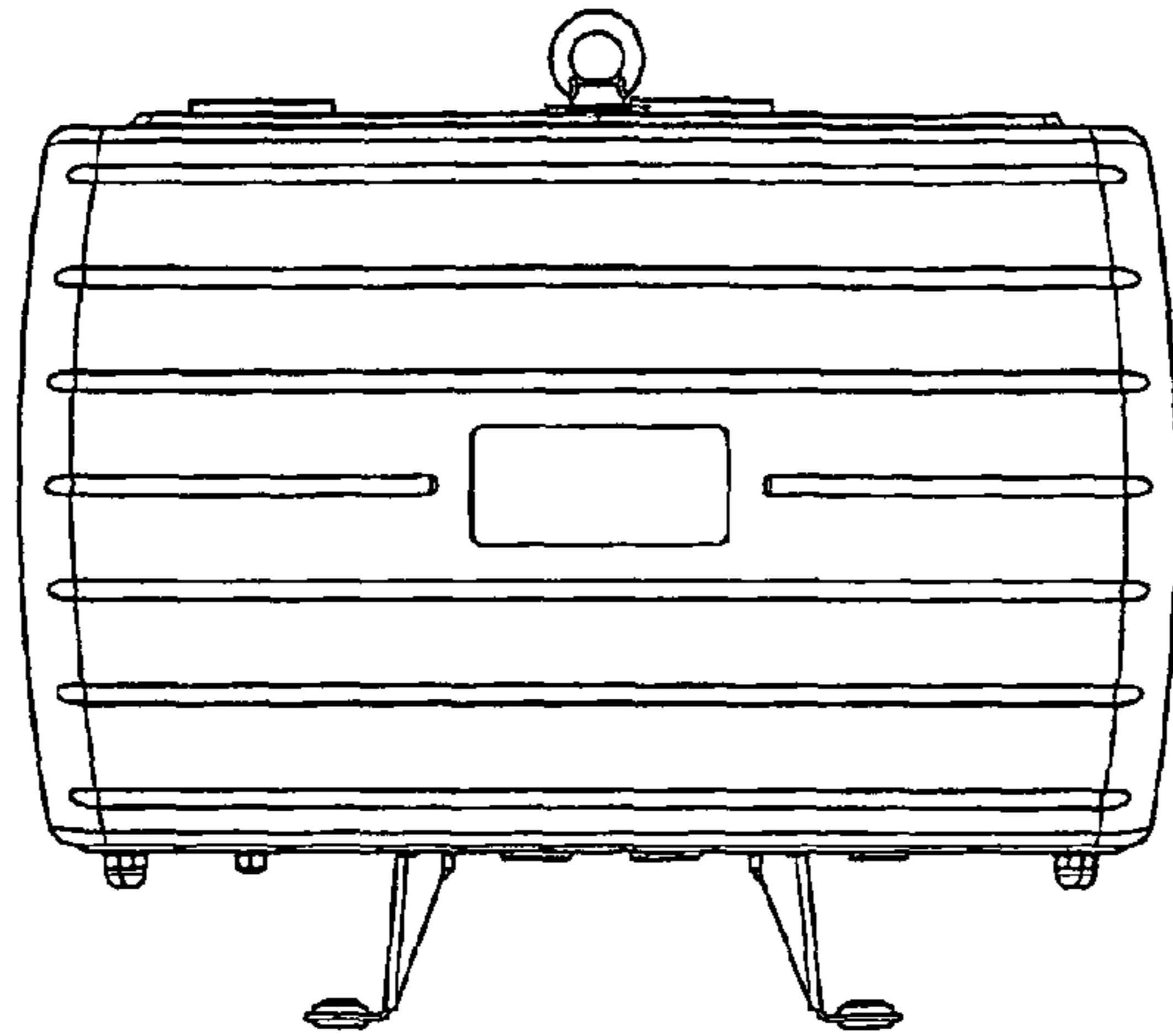
***Fig. 4***



***Fig. 5***



***Fig. 6***



***Fig. 7***

