



US00D684127S

(12) **United States Design Patent**
Shen et al.

(10) **Patent No.:** **US D684,127 S**
(45) **Date of Patent:** **** Jun. 11, 2013**

- (54) **LIGHT EMITTING DIODE**
- (75) Inventors: **Chien-Fu Shen**, Hsinchu (TW);
Tsun-Kai Ko, Hsinchu (TW);
Schang-Jing Hon, Hsinchu (TW)
- (73) Assignee: **Epistar Corporation**, Hsinchu (TW)
- (**) Term: **14 Years**
- (21) Appl. No.: **29/430,112**
- (22) Filed: **Aug. 21, 2012**

D618,637 S	6/2010	Liu et al.	
D619,976 S	7/2010	Liu et al.	
D622,678 S	8/2010	Hsieh	
D627,747 S	11/2010	Chu et al.	
7,982,236 B2 *	7/2011	Sano et al.	257/99
D644,187 S	8/2011	Shen et al.	
D644,188 S *	8/2011	Shen et al.	D13/180
D648,287 S	11/2011	Hsu et al.	
D656,908 S *	4/2012	Hsu et al.	D13/180
D668,232 S *	10/2012	Shen et al.	D13/180
8,293,382 B2 *	10/2012	Ou et al.	428/690
2003/0107053 A1 *	6/2003	Uemura et al.	257/200
2005/0052878 A1	3/2005	Yamada et al.	
2005/0212002 A1 *	9/2005	Sanga et al.	257/96
2010/0025718 A1	2/2010	Shi	
2011/0121329 A1	5/2011	Chen et al.	
2011/0278634 A1	11/2011	Na et al.	
2012/0074438 A1 *	3/2012	Hwang et al.	257/88

Related U.S. Application Data

- (60) Division of application No. 29/398,791, filed on Aug. 4, 2011, now Pat. No. Des. 668,232, which is a continuation of application No. 29/367,474, filed on Aug. 9, 2010, now Pat. No. Des. 644,187.

Foreign Application Priority Data

- (30) Feb. 10, 2010 (TW) 099300687

- (51) **LOC (9) Cl.** **13-03**
- (52) **U.S. Cl.**
USPC **D13/180**

- (58) **Field of Classification Search**
USPC D13/180; D26/1, 2; 257/79, 80, 81,
257/88, 89, 95, 98, 99, 100, E33.058; 313/483,
313/498, 500; 362/555, 800
See application file for complete search history.

References Cited

U.S. PATENT DOCUMENTS

D494,288 S	8/2004	Matsui et al.	
6,847,052 B2	1/2005	Fan et al.	
D515,517 S	2/2006	Matsui et al.	
7,042,089 B2 *	5/2006	Uemura et al.	257/745
D578,536 S	10/2008	Lei et al.	
7,531,841 B2 *	5/2009	Ko et al.	257/79

* cited by examiner

Primary Examiner — Selina Sikder

(74) *Attorney, Agent, or Firm* — Ditthavong Mori & Steiner, P.C.

CLAIM

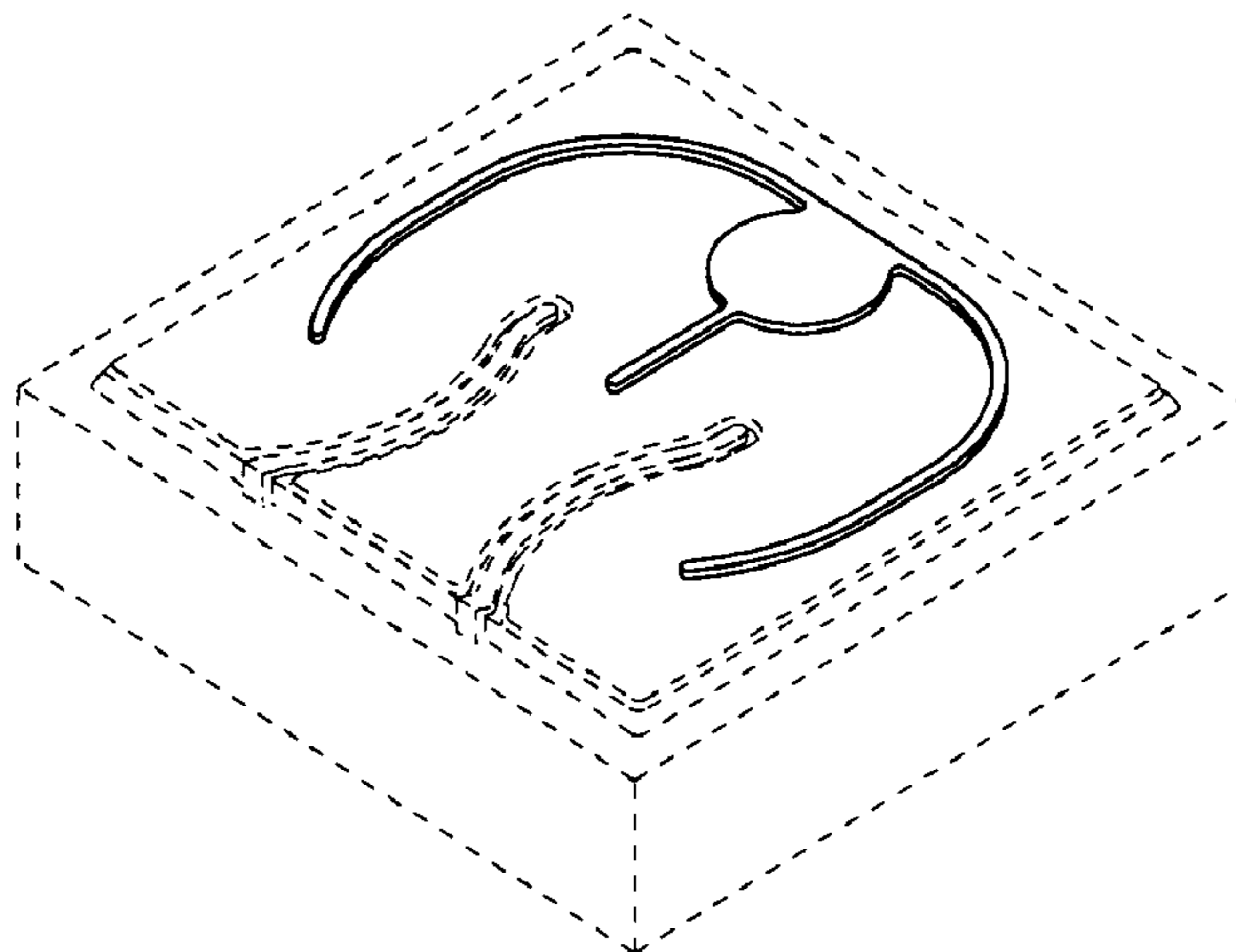
(57) The ornamental design for a light emitting diode, as shown and described.

DESCRIPTION

FIG. 1 is a perspective view of a light emitting diode showing the claimed design;
 FIG. 2 is a front elevational view thereof;
 FIG. 3 is a rear elevational view thereof;
 FIG. 4 is a left side elevational view thereof;
 FIG. 5 is a right side elevational view thereof;
 FIG. 6 is a top plan view thereof; and,
 FIG. 7 is a bottom plan view thereof.

The broken lines are directed to environment and are provided for illustrative purpose only; the broken lines form no part of the claimed design.

1 Claim, 4 Drawing Sheets



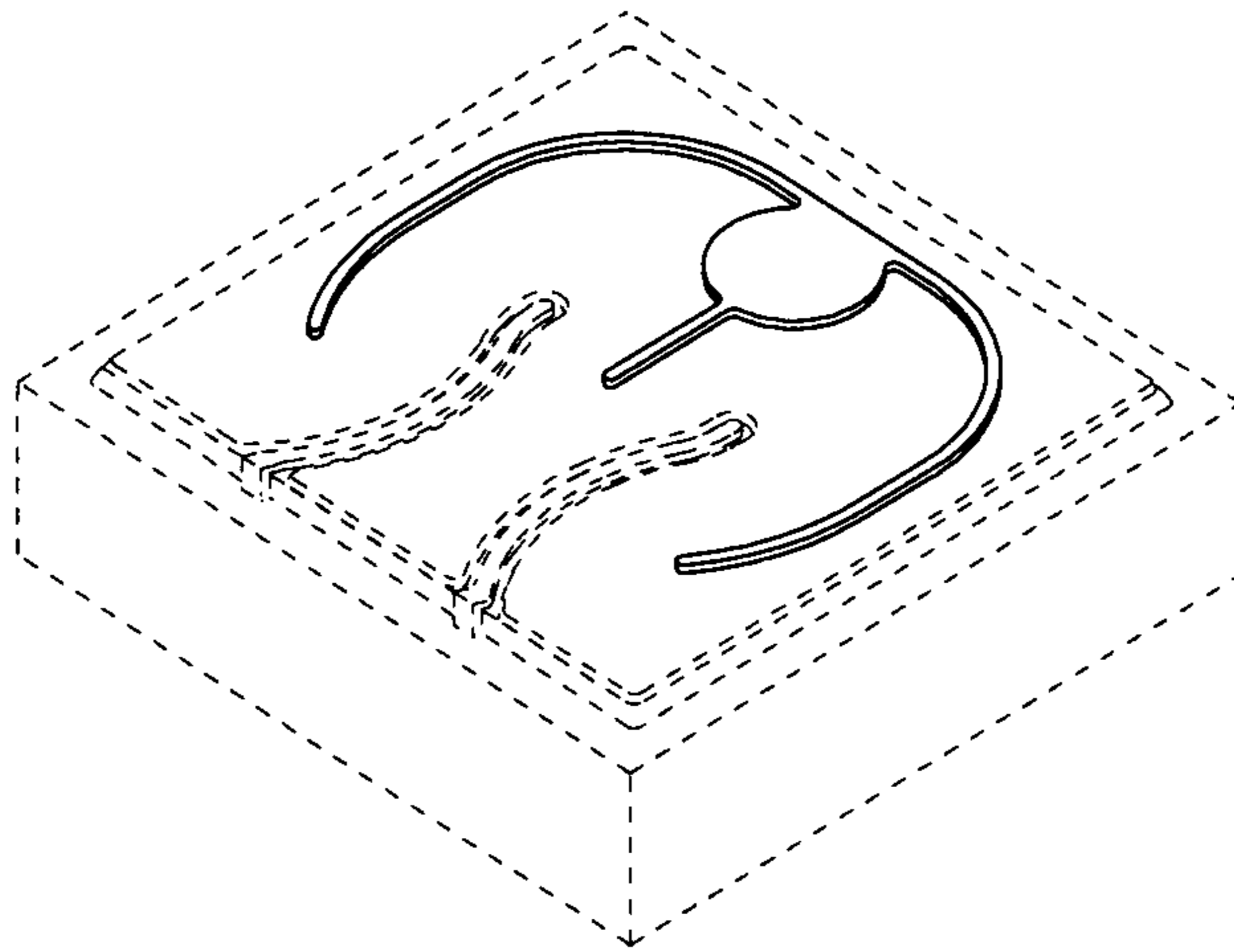


FIG.1

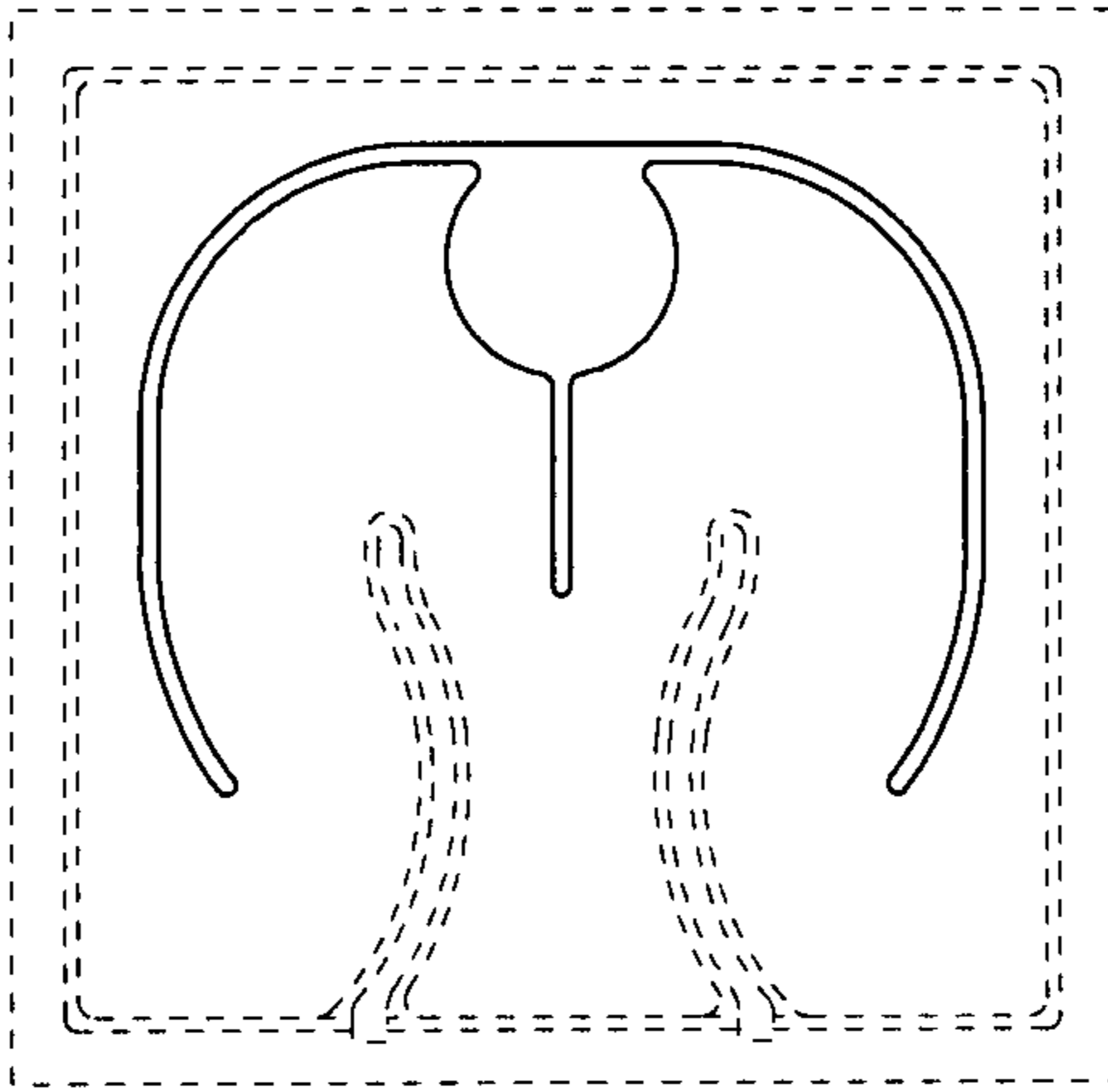


FIG. 2




FIG. 3



FIG. 4




FIG. 5



FIG. 6




FIG. 7