



US00D684110S

(12) **United States Design Patent**
Frappart et al.

(10) **Patent No.:** **US D684,110 S**

(45) **Date of Patent:** **** Jun. 11, 2013**

(54) **PNEUMATIC TIRE**

(71) Applicants: **Compagnie Generale des
Etablissements Michelin,**
Clermont-Ferrand (FR); **Michelin
Recherche et Technique S.A.,**
Granges-Paccot (CH)

(72) Inventors: **Arnaud Frappart,** Clermont-Ferrand
(FR); **Michel Medard,**
Clermont-Ferrand (FR)

(73) Assignees: **Compagnie Generale des
Etablissements Michelin,**
Clermont-Ferrand (FR); **Michelin
Recherche et Technique S.A.,**
Granges-Paccot (CH)

(**) Term: **14 Years**

(21) Appl. No.: **29/437,358**

(22) Filed: **Nov. 15, 2012**

(30) **Foreign Application Priority Data**

May 21, 2012 (FR) 12/2351

(51) **LOC (9) Cl.** **12-15**

(52) **U.S. Cl.**
USPC **D12/605**

(58) **Field of Classification Search**
USPC D12/500-501, 544, 579, 600-605;
152/523-524, DIG. 12, 555; D7/588,
396.4-396.5

See application file for complete search history.

(56) **References Cited**

U.S. PATENT DOCUMENTS

D477,810	S	*	7/2003	Budich et al.	D12/605
D558,138	S	*	12/2007	Shondel	D12/605
D588,529	S	*	3/2009	Reese et al.	D12/605
D599,284	S	*	9/2009	Misumi	D12/605
D662,466	S	*	6/2012	Takano	D12/605
D662,871	S	*	7/2012	Miyazaki	D12/605
D671,067	S	*	11/2012	Yasunaga	D12/605

FOREIGN PATENT DOCUMENTS

FR	11/1419	3/2011
JP	8-318716 A	12/1996

* cited by examiner

Primary Examiner — Stacia Cadmus

(74) *Attorney, Agent, or Firm* — Buchanan Ingersoll & Rooney PC

(57) **CLAIM**

The ornamental design for a pneumatic tire, as shown and described.

DESCRIPTION

FIG. 1 is a perspective view of a pneumatic tire showing our new design.

FIG. 2 is a side elevational view thereof, the other side being a mirror image thereof.

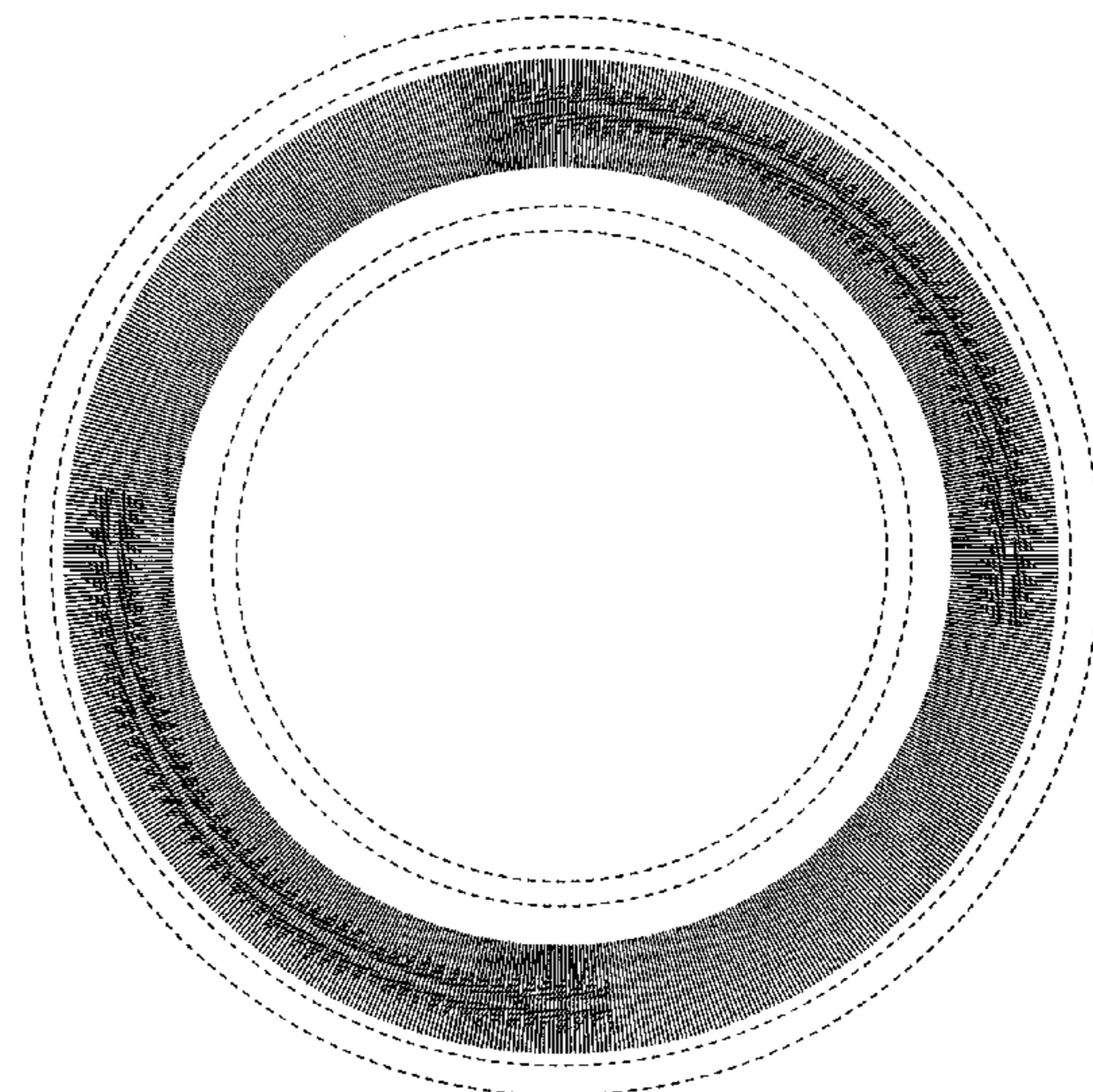
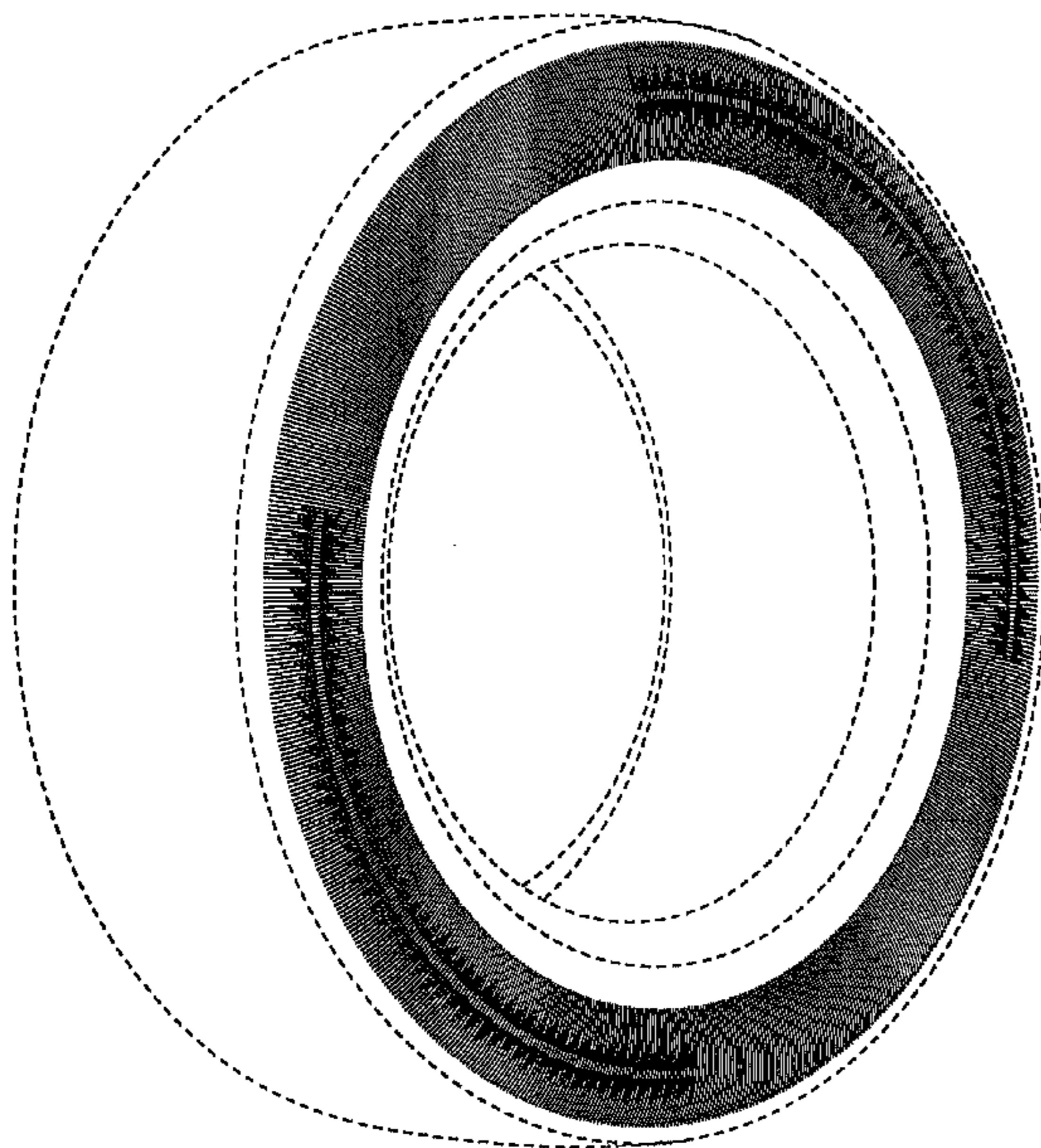
FIG. 3 is a front elevational view thereof.

FIG. 4 is an enlarged partial side elevational view thereof; and,

FIG. 5 is a cross sectional view thereof taken generally along line 5-5 shown in FIG. 4.

In the drawings, the broken lines defining the perimeter and inner bead depict environmental subject matter that forms no part of the claimed design.

1 Claim, 5 Drawing Sheets



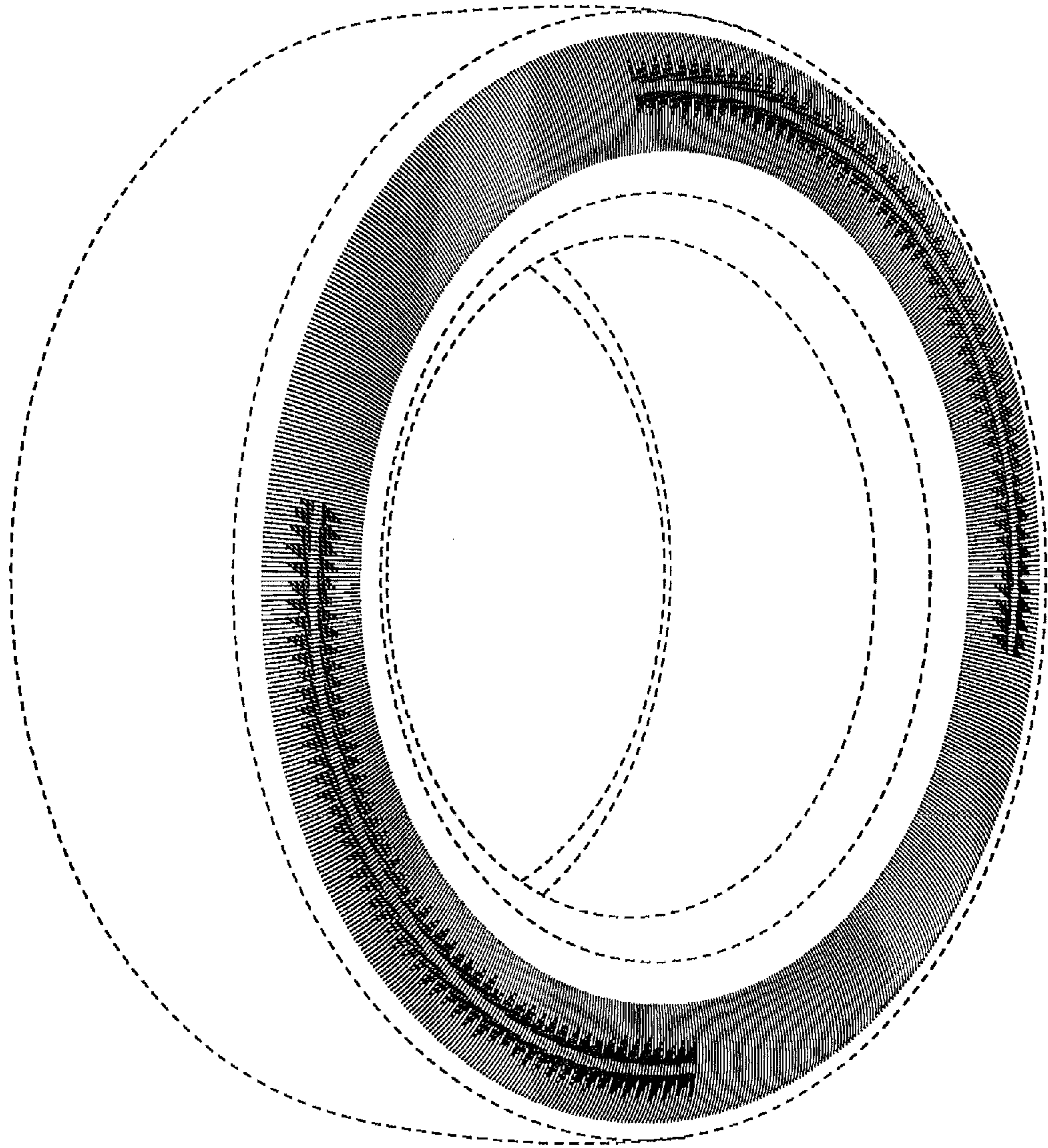


FIG. 1

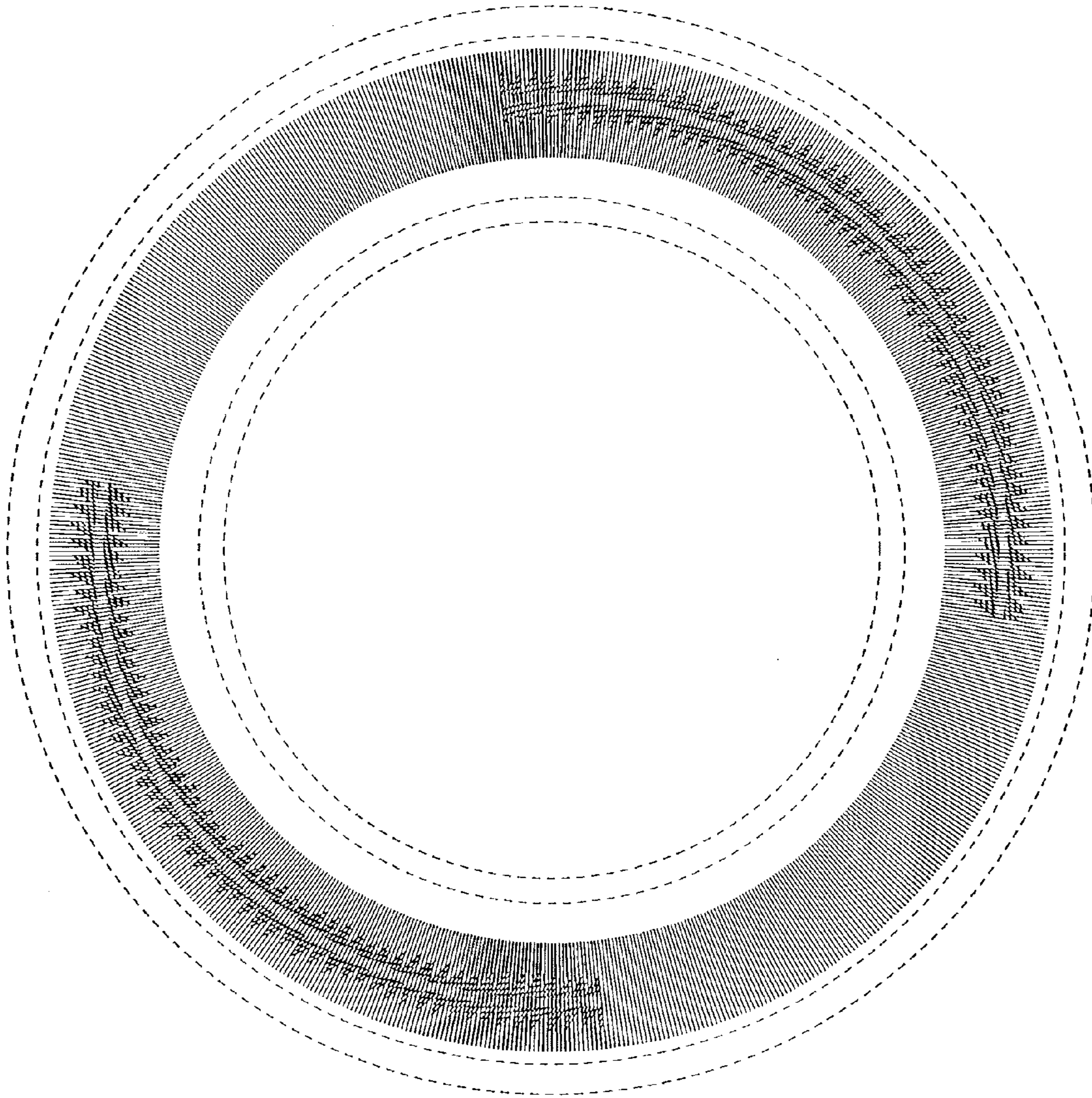


FIG. 2




FIG. 3




FIG. 4

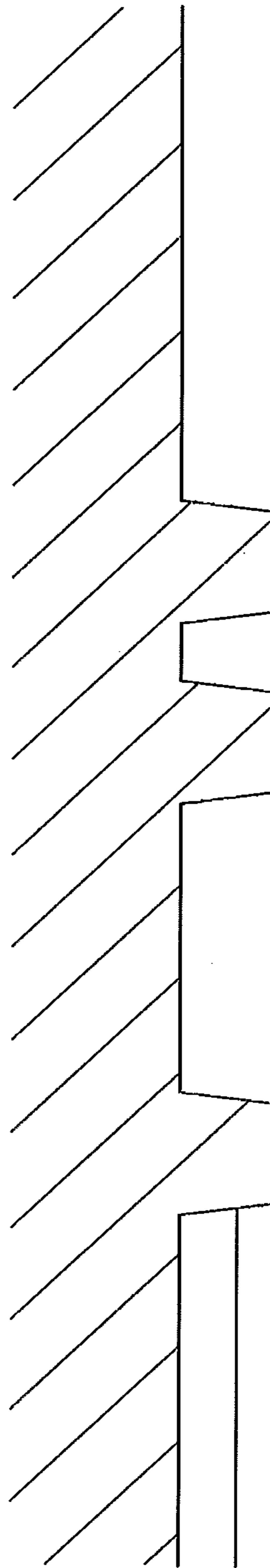


FIG. 5