



US00D684105S

(12) **United States Design Patent**
Foster

(10) **Patent No.:** **US D684,105 S**

(45) **Date of Patent:** **** Jun. 11, 2013**

(54) **VEHICLE ROOF RACK FOR PADDLE**

(76) Inventor: **Bradley Ewart Foster**, Umdhloti (ZA)

(**) Term: **14 Years**

(21) Appl. No.: **29/425,273**

(22) Filed: **Jun. 21, 2012**

(30) **Foreign Application Priority Data**

Dec. 23, 2011 (ZA) A3011/02079

(51) **LOC (9) Cl.** **12-16**

(52) **U.S. Cl.**
USPC **D12/412**

(58) **Field of Classification Search**

USPC D12/412, 406, 414, 414.1; 293/37.1,
293/3, 100; 224/309-310, 315-316, 323-329,
224/400; D6/552; D3/304-306; 280/760-762,
280/848, 727, 769

See application file for complete search history.

(56) **References Cited**

U.S. PATENT DOCUMENTS

2,772,824 A * 12/1956 Binding 224/319
D235,759 S * 7/1975 Parsons D12/412
4,867,362 A * 9/1989 Finnegan et al. 224/319
4,930,671 A * 6/1990 Tittel 224/319

5,119,980 A * 6/1992 Grim et al. 224/315
D335,479 S * 5/1993 Yamamoto D12/412
5,456,397 A * 10/1995 Pedrini 224/324
D633,431 S * 3/2011 Kennedy et al. D12/412
D656,887 S * 4/2012 Bogoslofski et al. D12/406
D657,301 S * 4/2012 Bogoslofski et al. D12/406

* cited by examiner

Primary Examiner — Caron D. Veynar

Assistant Examiner — Katrina A Betton

(74) *Attorney, Agent, or Firm* — Young & Thompson

(57) **CLAIM**

The ornamental design for a vehicle roof rack for paddle, as shown and described.

DESCRIPTION

FIG. 1 is a front elevation view of a vehicle roof rack for paddle showing the new design;
FIG. 2 is a side elevation view thereof;
FIG. 3 is a bottom plan view thereof;
FIG. 4 is a front, side, and top perspective view thereof; and,
FIG. 5 is a top plan view thereof.
The side of the vehicle roof rack for paddle not shown is a mirror image of the side shown in FIG. 2.
The rear of the vehicle roof rack for paddle is a mirror image of the front shown in FIG. 1.

1 Claim, 5 Drawing Sheets




Fig. 1




Fig. 2



Fig. 3




Fig. 4



Fig. 5

