



US00D684096S

(12) **United States Design Patent**
Dame et al.

(10) **Patent No.:** **US D684,096 S**
(45) **Date of Patent:** **** Jun. 11, 2013**

- (54) **SLIDE ROOM FOR A RECREATIONAL VEHICLE**
- (75) Inventors: **Dennis Dame**, Harrisburg, OR (US);
Jeffrey Chase, Eugene, OR (US)
- (73) Assignee: **Composite Solutions, Inc.**, Junction City, OR (US)
- (**) Term: **14 Years**
- (21) Appl. No.: **29/383,703**
- (22) Filed: **Jan. 20, 2011**
- (51) **LOC (9) Cl.** **12-16**
- (52) **U.S. Cl.**
USPC **D12/100**
- (58) **Field of Classification Search**
USPC D12/100, 104; 280/204, 205; 296/180.2,
296/26.01, 26.03, 26.12, 26.14, 156, 171-176;
52/67
See application file for complete search history.

D522,923	S	6/2006	Genung	
7,354,088	B2 *	4/2008	Garceau et al.	296/26.01
7,527,313	B2 *	5/2009	Peter	296/26.12
7,614,676	B2	10/2009	Ksiezopolski et al.	
7,614,675	B2 *	11/2009	Kunz	296/26.01
7,717,485	B1	5/2010	Hanser et al.	
7,731,256	B1	6/2010	Wivinis	
8,141,927	B2 *	3/2012	Kreil	296/26.01
2007/0194586	A1	8/2007	Gardner	
2012/0035813	A1	2/2012	Kreil	

OTHER PUBLICATIONS

Office Action from the United States Patent & Trademark Office in co-pending U.S. Appl. No. 13/237,746, dated Aug. 14, 2012.
Statement of Dennis Dame, dated Feb. 5, 2013, 4 pages.
Photographs of various slide-rooms, publicly used prior to Jan. 20, 2010.

* cited by examiner

Primary Examiner — Melody Brown
(74) *Attorney, Agent, or Firm* — Klarquist Sparkman, LLP

(57) **CLAIM**

The ornamental design for a slide room for a recreational vehicle, as shown and described.

(56) **References Cited**

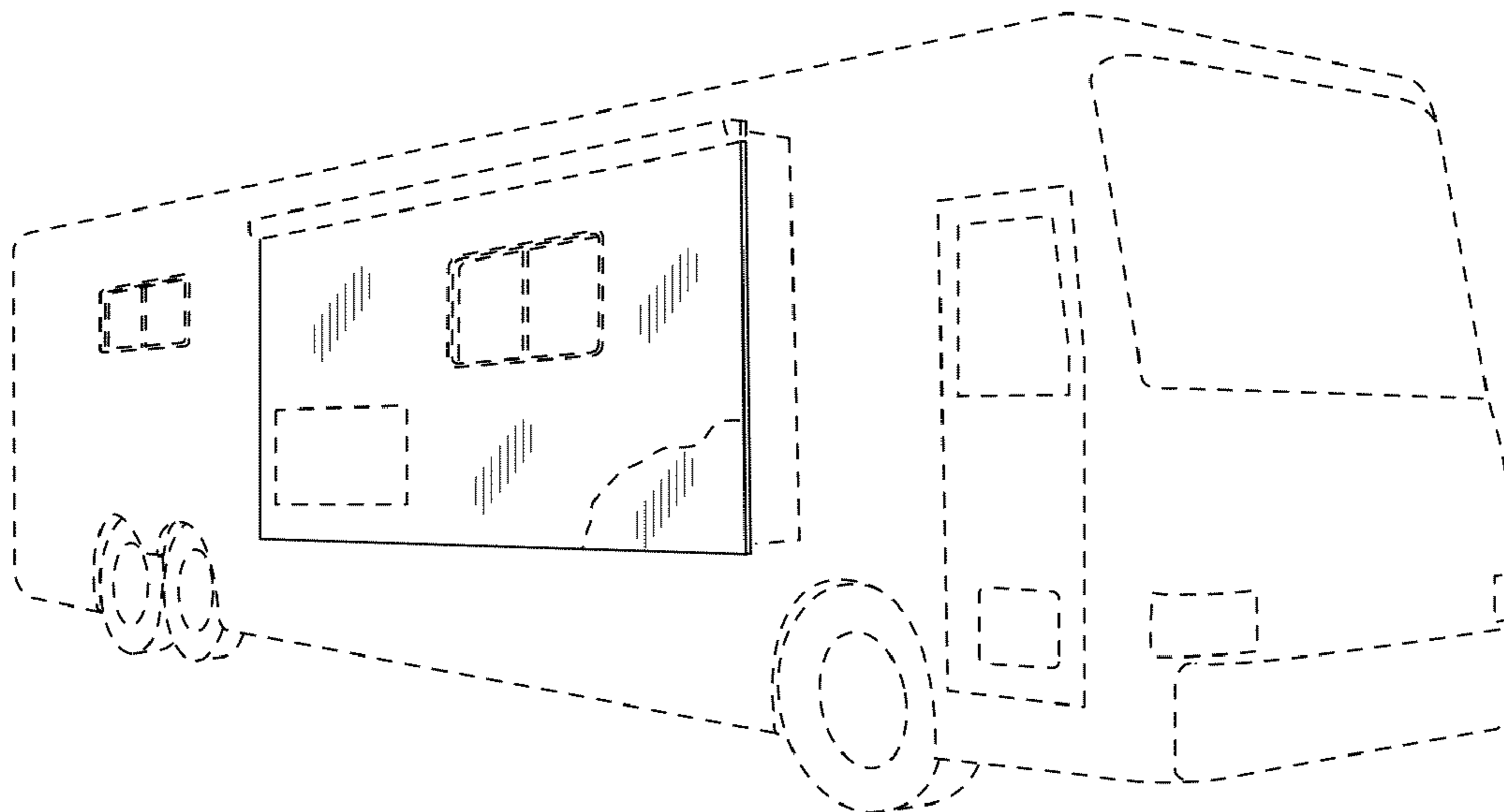
U.S. PATENT DOCUMENTS

4,913,485	A	4/1990	Moffatt et al.	
5,735,639	A	4/1998	Payne et al.	
6,149,218	A	11/2000	Tremblay et al.	
6,224,126	B1	5/2001	Martin et al.	
6,325,437	B2	12/2001	Hiebert et al.	
6,402,216	B1	6/2002	McManus et al.	
D460,721	S *	7/2002	Rex	D12/100
6,422,628	B1	7/2002	Bortell	
D461,144	S *	8/2002	Rex	D12/100
6,527,336	B2	3/2003	Hernandez et al.	
6,536,821	B1	3/2003	Gardner	
6,575,514	B2	6/2003	McManus et al.	
6,712,414	B2	3/2004	Morrow	
D488,744	S	4/2004	Ciarfello	
6,729,677	B2	5/2004	Gurdjian et al.	

DESCRIPTION

FIG. 1 is a perspective view of a slide room for a recreational vehicle showing our new design in partially extended position;
FIG. 2 is a perspective view thereof in fully retracted position;
FIG. 3 is a side elevation view thereof;
FIG. 4 is a bottom plan view thereof; and,
FIG. 5 is a front elevation view thereof.
The portions of the slide room and recreational vehicle shown in broken lines throughout the drawing are for illustrative purposes only and form no part of the claimed design.

1 Claim, 2 Drawing Sheets



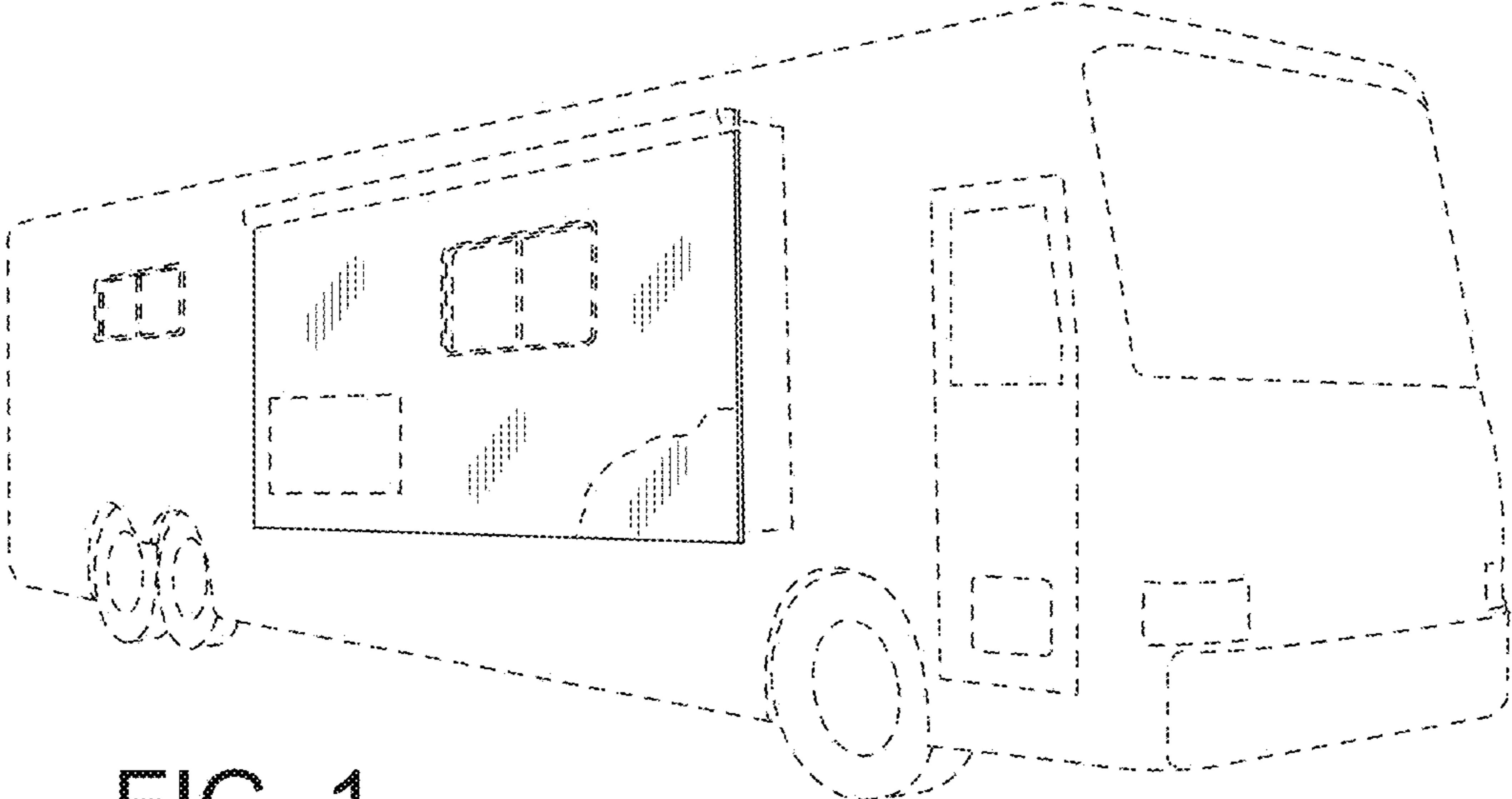


FIG. 1

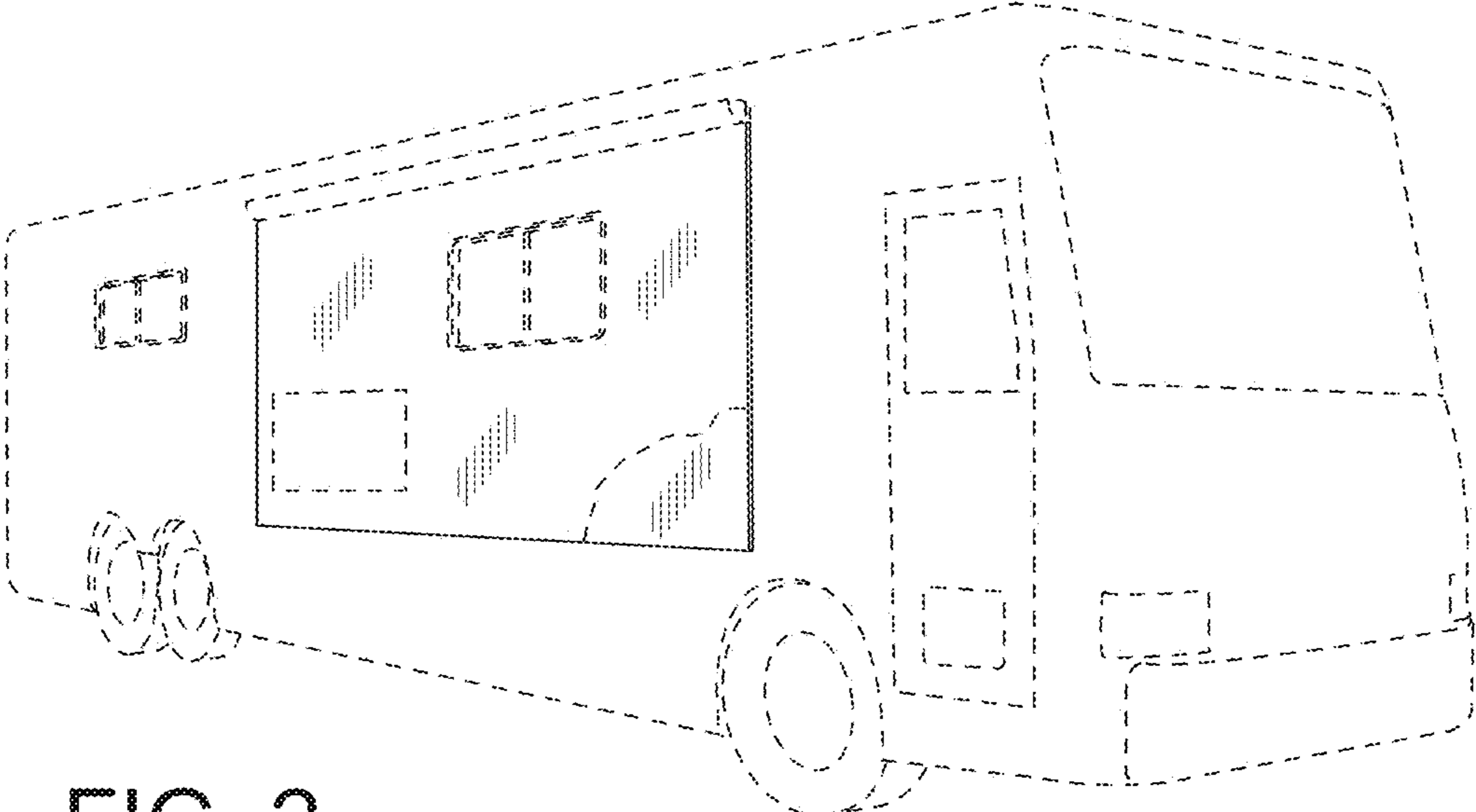


FIG. 2

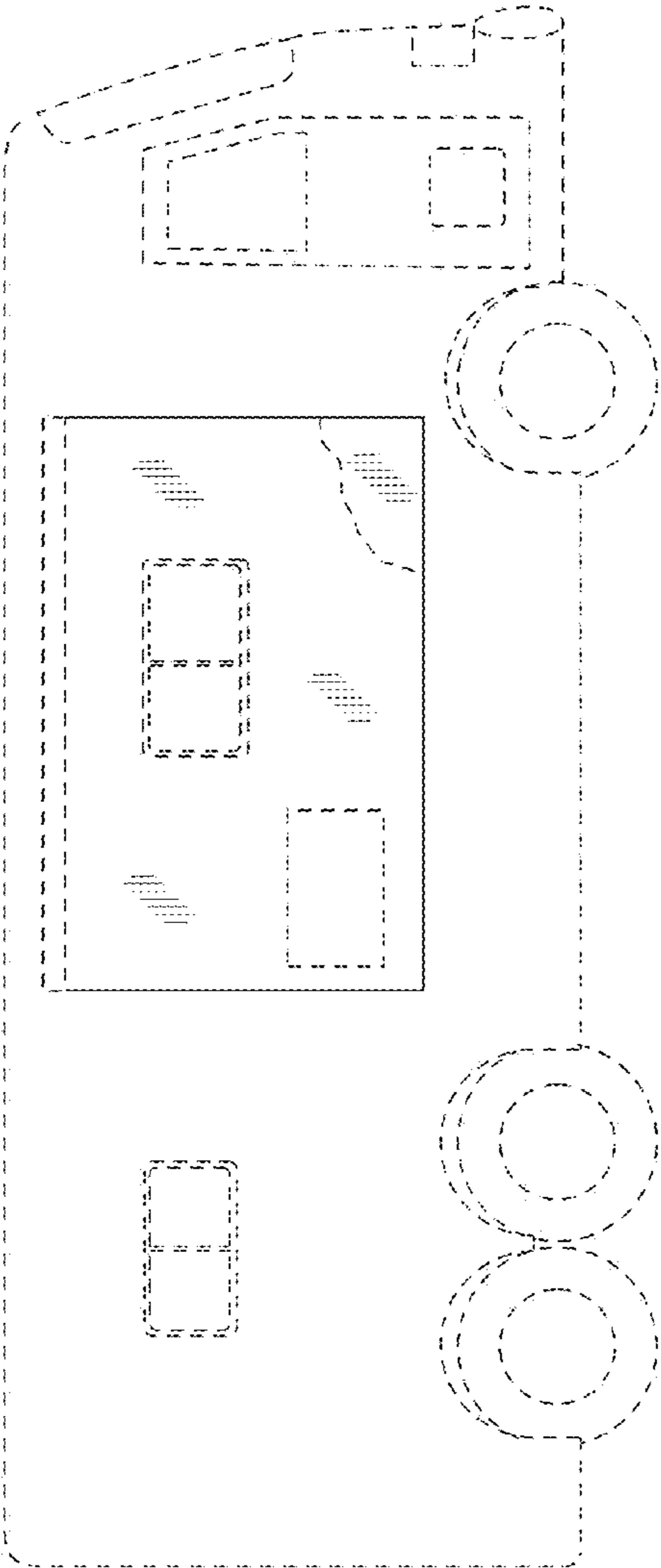


FIG. 3




FIG. 4

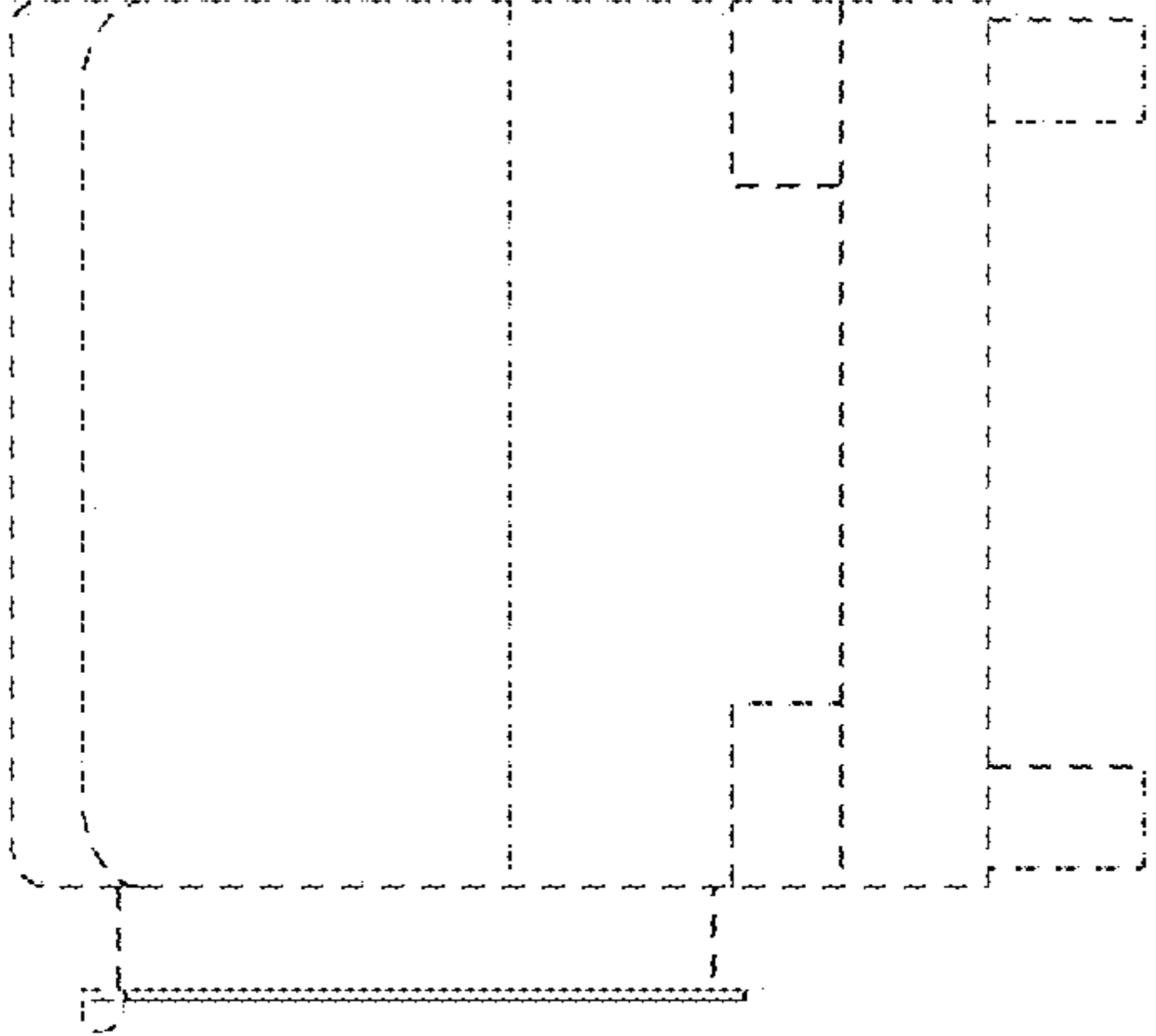


FIG. 5