



US00D684095S

(12) **United States Design Patent**
Beaven

(10) **Patent No.:** **US D684,095 S**
(45) **Date of Patent:** **** Jun. 11, 2013**

- (54) **VEHICLE**
- (75) Inventor: **Matthew Beaven**, Coventry (GB)
- (73) Assignee: **Jaguar Cars Limited** (GB)
- (**) Term: **14 Years**
- (21) Appl. No.: **29/413,558**
- (22) Filed: **Feb. 16, 2012**
- (51) **LOC (9) Cl.** **12-08**
- (52) **U.S. Cl.**
USPC **D12/92; D12/82**
- (58) **Field of Classification Search**
USPC D12/82, 86, 88, 90, 91, 92; D21/424,
D21/433, 434, 548; 296/181.1, 181.5
See application file for complete search history.

(56) **References Cited**

U.S. PATENT DOCUMENTS

D490,863 S *	6/2004	Ramaciotti	D21/548
D495,976 S *	9/2004	Sugimoto	D12/92
D517,949 S *	3/2006	Nielander et al.	D12/92
D523,778 S *	6/2006	Saridakis et al.	D12/92
D525,914 S *	8/2006	Taylor et al.	D12/92
D551,126 S *	9/2007	Manfredini	D12/92
D561,645 S *	2/2008	Kim et al.	D12/92
D566,621 S *	4/2008	Lukasak et al.	D12/92
D573,510 S *	7/2008	Pininfarina	D12/92
D575,678 S *	8/2008	Matsumoto et al.	D12/92
D592,554 S *	5/2009	Larson et al.	D12/92
D593,001 S *	5/2009	Crijns	D12/92
D610,043 S *	2/2010	Bauer et al.	D12/92
D612,298 S *	3/2010	Coco	D12/92
D612,768 S *	3/2010	Fisker et al.	D12/92

D618,594 S *	6/2010	Sonoda et al.	D12/92
D619,503 S *	7/2010	Ishibashi et al.	D12/92
D620,396 S *	7/2010	Reichman et al.	D12/92
D620,534 S *	7/2010	Ramaciotti	D12/92
D629,718 S *	12/2010	Reichman et al.	D12/92
D629,720 S *	12/2010	Manzoni	D12/92
D630,140 S *	1/2011	Reichman et al.	D12/173
D631,795 S *	2/2011	Fisker et al.	D12/92
D665,307 S *	8/2012	Casoni	D12/92
D671,458 S *	11/2012	Lee et al.	D12/92
D671,865 S *	12/2012	Kido et al.	D12/92

* cited by examiner

Primary Examiner — Philip S Hyder

Assistant Examiner — John T Applewhite

(74) *Attorney, Agent, or Firm* — Rader, Fishman & Grauer PLLC


(57) **CLAIM**

The ornamental design for vehicle, as shown and described.

DESCRIPTION

FIG. 1 is a front perspective view of a vehicle;
 FIG. 2 is a back perspective view of a vehicle;
 FIG. 3 is a front view of a vehicle;
 FIG. 4 is a back view of a vehicle;
 FIG. 5 is a left side view of a vehicle;
 FIG. 6 is a right side view of a vehicle; and,
 FIG. 7 is a top view of a vehicle.
 Portions of FIGS. 1-7 that are shown as broken lines are for illustrative purpose only and form no part of the claimed design.

1 Claim, 5 Drawing Sheets



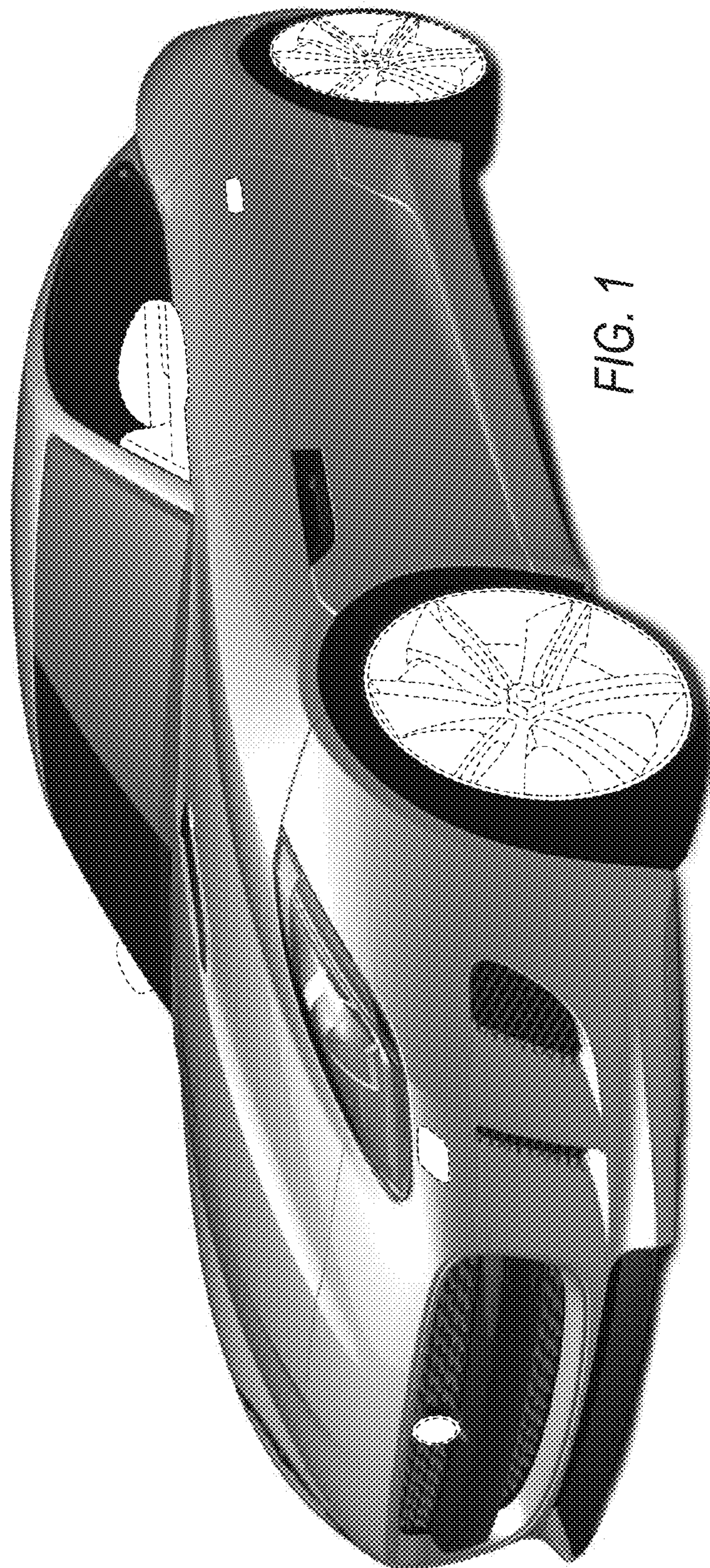


FIG. 1

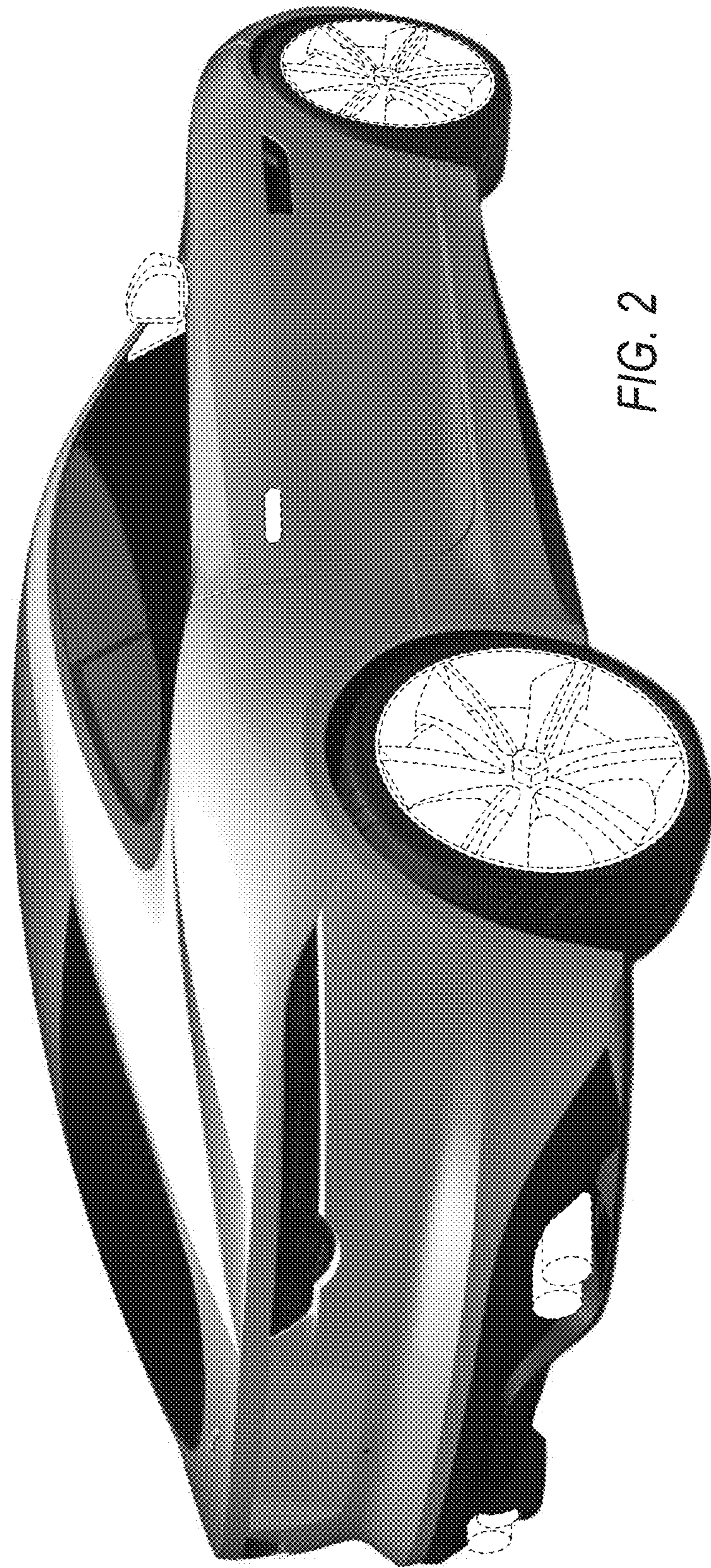


FIG. 2




FIG. 3




FIG. 4




FIG. 5

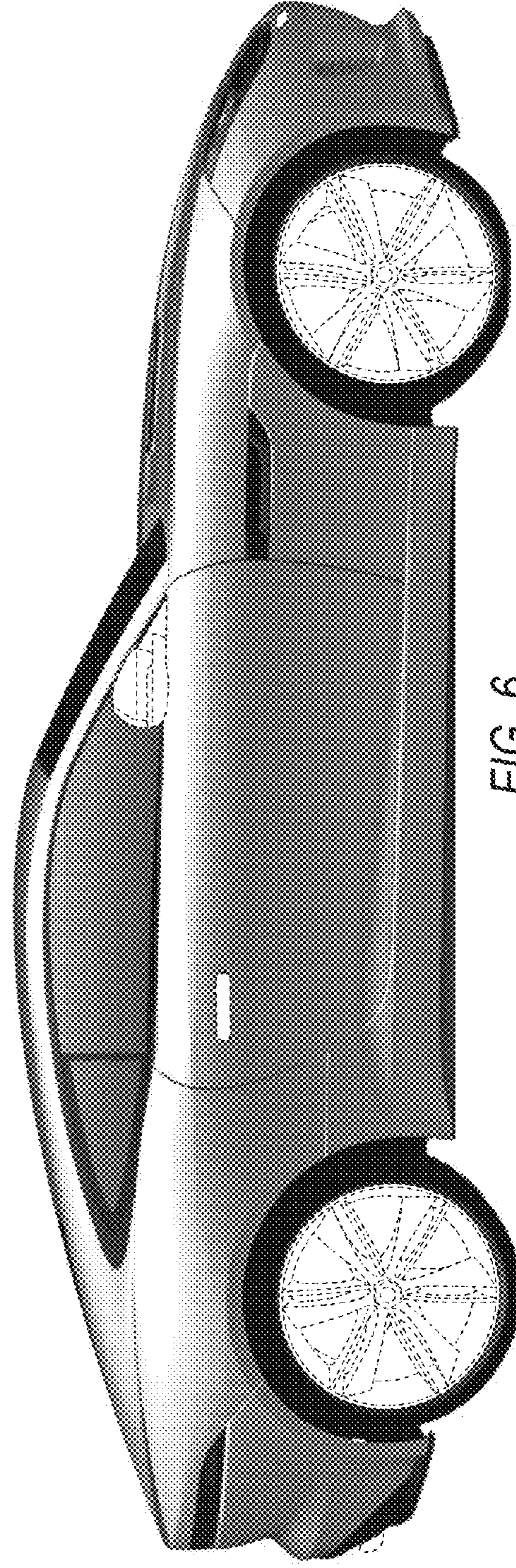


FIG. 6

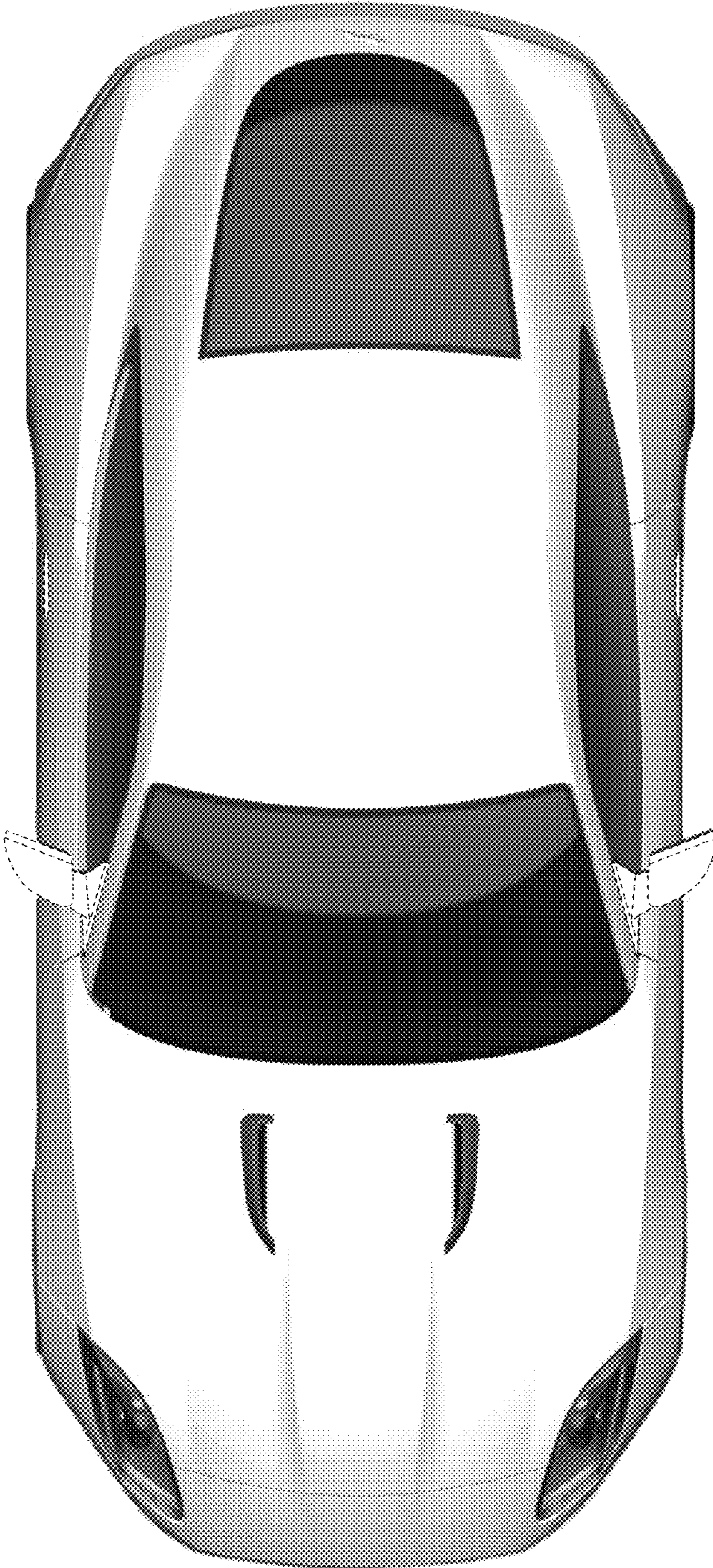


FIG. 7