



US00D684082S

(12) **United States Design Patent**
Alvarez et al.

(10) **Patent No.:** **US D684,082 S**
(45) **Date of Patent:** **** Jun. 11, 2013**

(54) **WRISTBAND**

(75) Inventors: **Michel Alvarez**, Miami Beach, FL (US);
William D. Webb, San Francisco, CA
(US); **Chris Harsacky**, San Francisco,
CA (US); **Kyle Swen**, San Carlos, CA
(US); **Jamian R. Cobbett**, Portland, OR
(US)

D545,232 S 6/2007 Waldman
D548,128 S 8/2007 Andren
D549,221 S 8/2007 Yagi
D550,112 S 9/2007 Andren
D553,536 S 10/2007 Andren
D554,004 S 10/2007 Kraft
D556,194 S 11/2007 Rambossek
D558,198 S * 12/2007 Blankenship et al. D11/2
D560,134 S * 1/2008 Chen D11/4

(Continued)

(73) Assignee: **NIKE, Inc.**, Beaverton, OR (US)

(**) Term: **14 Years**

(21) Appl. No.: **29/423,249**

(22) Filed: **May 30, 2012**

(51) **LOC (9) Cl.** **11-01**

(52) **U.S. Cl.**
USPC **D11/3**

(58) **Field of Classification Search**
USPC D11/1-39; 63/3, 3.1, 3.2, 5, 15.1-15.4,
63/15.45, 15.5, 15.6, 15.7; D10/30, 31, 32;
D13/180; D26/2, 85, 118, 120, 128
See application file for complete search history.

(56) **References Cited**

U.S. PATENT DOCUMENTS

D262,527 S * 1/1982 Goldberg D11/2
D263,869 S 4/1982 Sumiyasu
5,218,577 A 6/1993 Seager
D355,858 S 2/1995 Sugita
5,418,760 A 5/1995 Kawashima et al.
D380,699 S * 7/1997 Kaufmann D11/4
D392,585 S * 3/1998 Kohl D11/26
D460,430 S 7/2002 Wada
D466,487 S 12/2002 Wada
D466,488 S * 12/2002 Wada et al. D10/31
D468,648 S 1/2003 Starck
6,775,205 B1 8/2004 Sporn
D495,611 S * 9/2004 Jørgensen D10/32
D511,309 S * 11/2005 Hardy D11/26
D539,670 S 4/2007 Behling

OTHER PUBLICATIONS

The Retsu by Saishin, 1 color page included, disclosure date unknown but prior to filing date of the instant application.

(Continued)

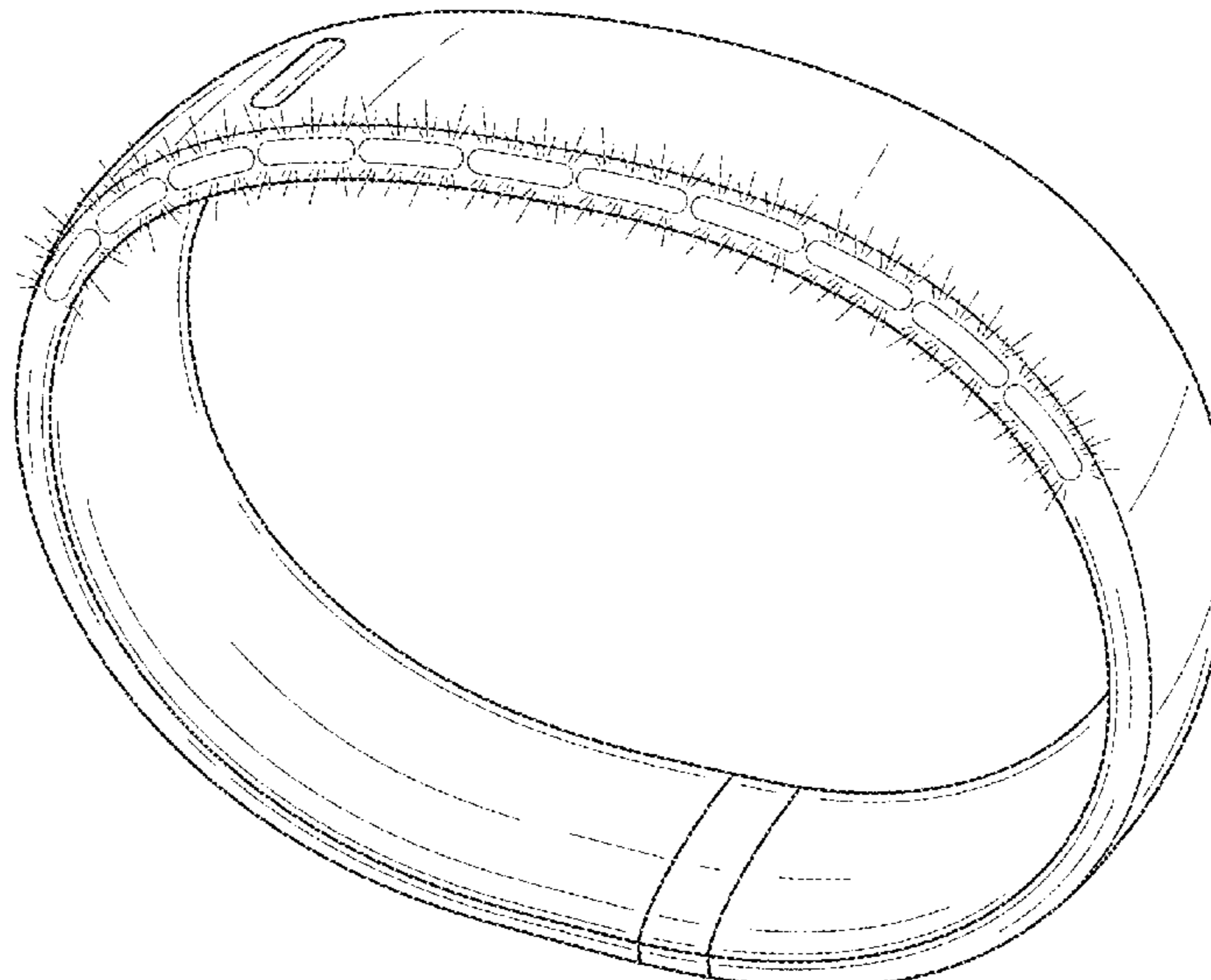
Primary Examiner — Jennifer Rivard
Assistant Examiner — Melanie Pellegrini
(74) *Attorney, Agent, or Firm* — Banner & Witcoff, Ltd.

(57) **CLAIM**
The ornamental design for a wristband, as shown and described.

DESCRIPTION

FIG. 1 is a perspective view of a wristband showing our new design;
FIG. 2 is a side view thereof;
FIG. 3 is a top view thereof;
FIG. 4 is a front view thereof;
FIG. 5 is a rear view thereof;
FIG. 6 is a perspective view of a wristband of FIGS. 1-5 depicted without radiating lines for clarity
FIG. 7 is a side view thereof;
FIG. 8 is a top view thereof;
FIG. 9 is a front view thereof; and,
FIG. 10 is a rear view thereof.
The regions with radiating lines within the claimed area represent illuminated regions.

1 Claim, 6 Drawing Sheets



US D684,082 S

Page 2

U.S. PATENT DOCUMENTS

D562,175 S * 2/2008 Miller D11/35
D564,367 S 3/2008 Molyneux
D565,427 S * 4/2008 Ellner et al. D10/31
D567,227 S * 4/2008 Hada D14/218
D567,676 S 4/2008 Tang
D568,768 S 5/2008 Tang
D571,684 S 6/2008 Kim
D576,501 S 9/2008 Tang
D576,908 S 9/2008 Gruenke
D580,277 S 11/2008 Brady
D583,815 S 12/2008 Giovannoni
D589,374 S 3/2009 Tang
D600,570 S 9/2009 Zinder
D600,571 S * 9/2009 Singer D10/32
D604,654 S 11/2009 Calvani
D606,423 S 12/2009 Mille
D608,236 S * 1/2010 Akdemir D11/26

D611,357 S 3/2010 Giroud
D621,726 S 8/2010 Lattmann
D638,723 S 5/2011 Ong
D640,367 S * 6/2011 Lin et al. D24/107
D643,428 S * 8/2011 Janky et al. D14/240
8,028,413 B2 * 10/2011 Miller 63/15
D651,535 S 1/2012 Rodarmel
D664,880 S * 8/2012 Cobbett et al. D11/3
D664,881 S * 8/2012 Cobbett et al. D11/3
D664,882 S * 8/2012 Cobbett et al. D11/3
2008/0236195 A1 * 10/2008 Woebke 63/1.14

OTHER PUBLICATIONS

Various LED watches, 32 color pages included, disclosure date unknown but prior to filing date of the instant application.

* cited by examiner

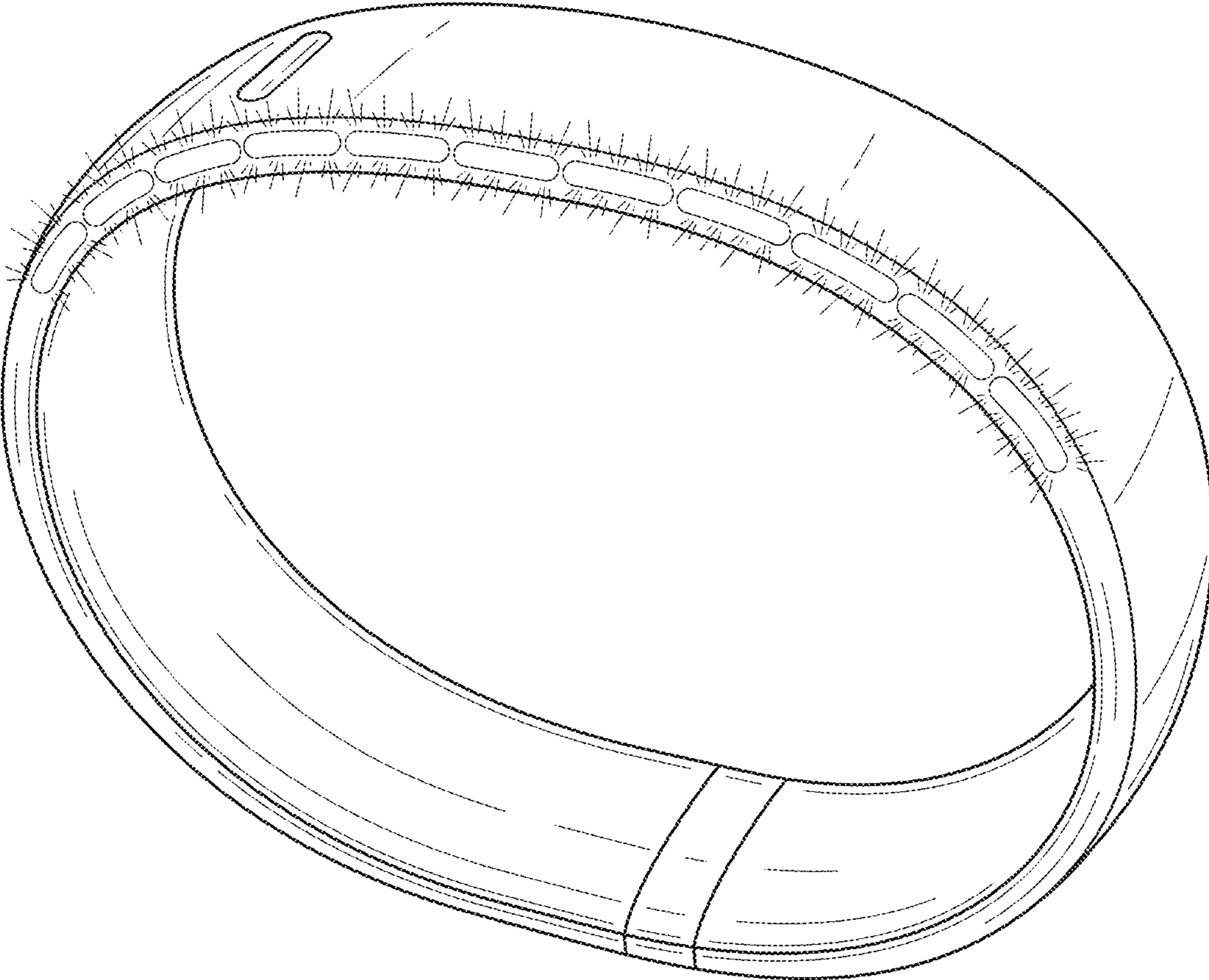


FIG. 1

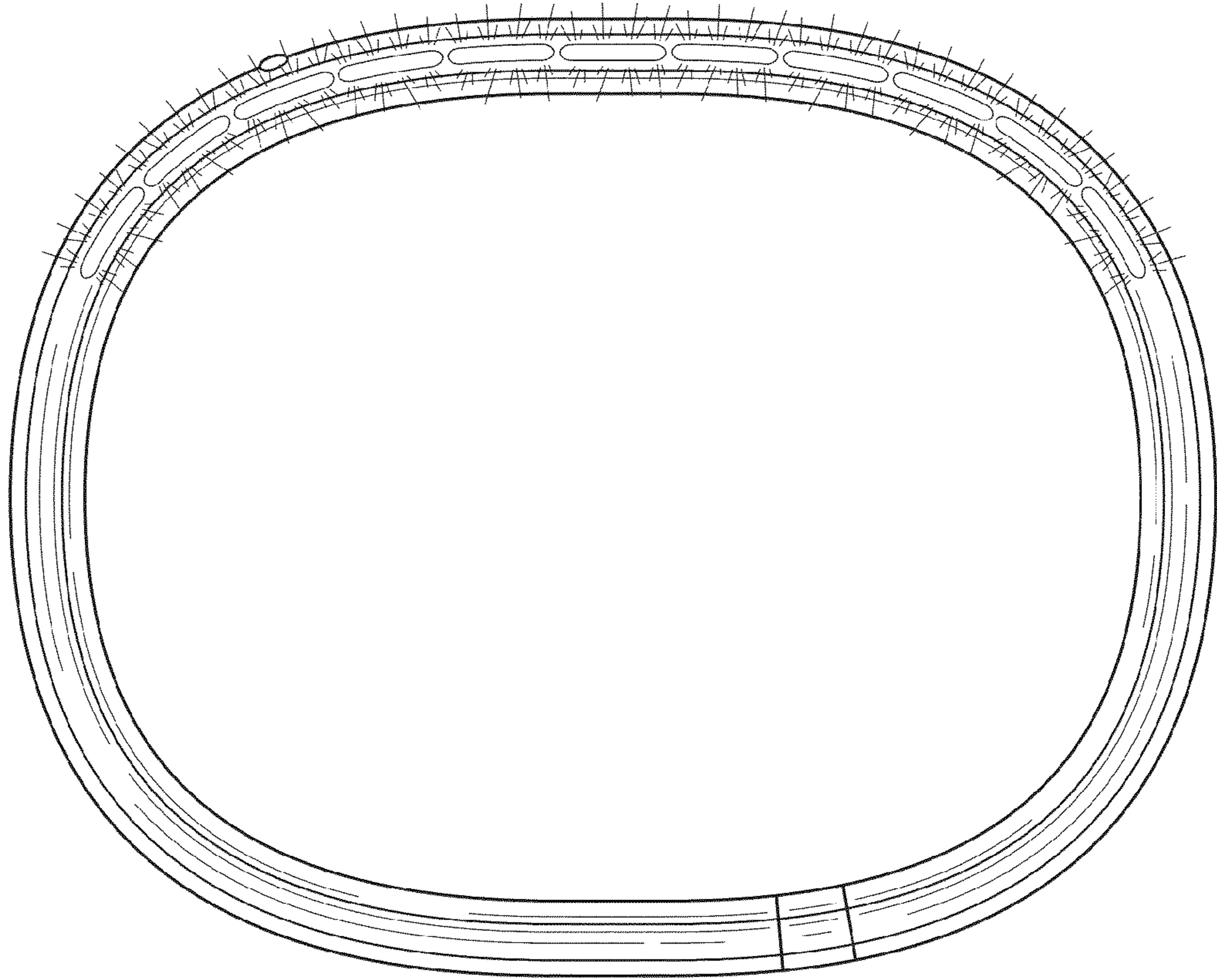


FIG. 2

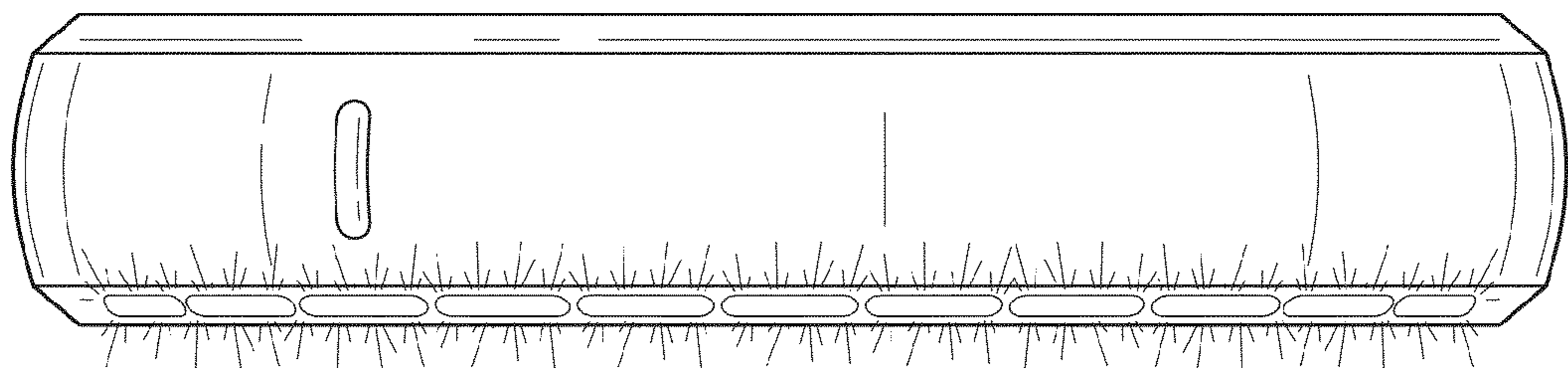


FIG. 3

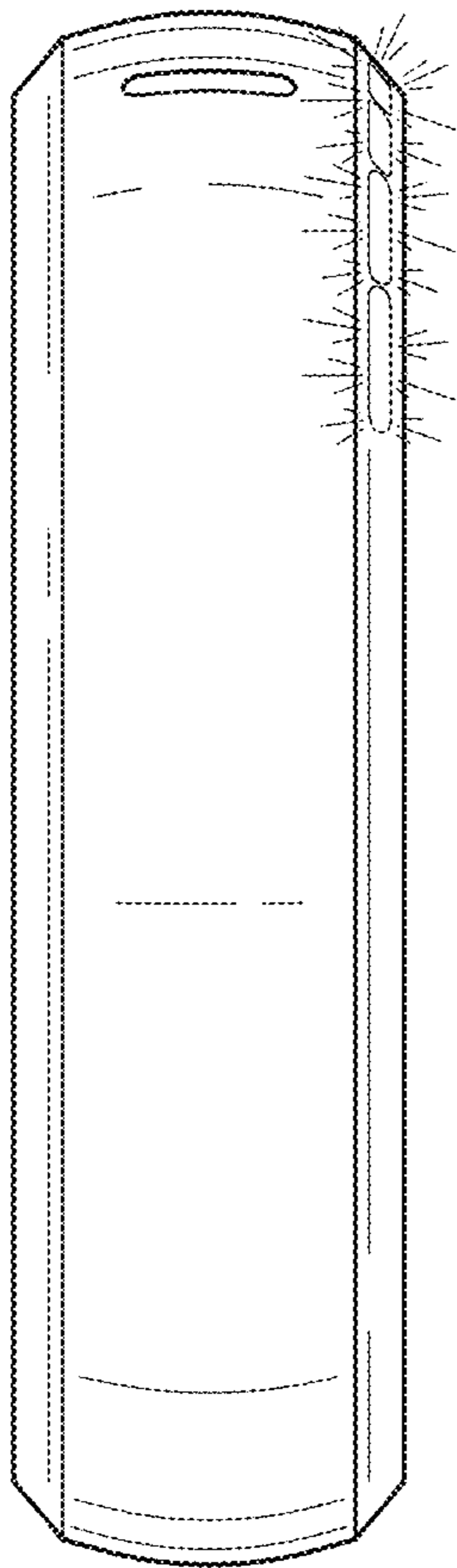


FIG. 4

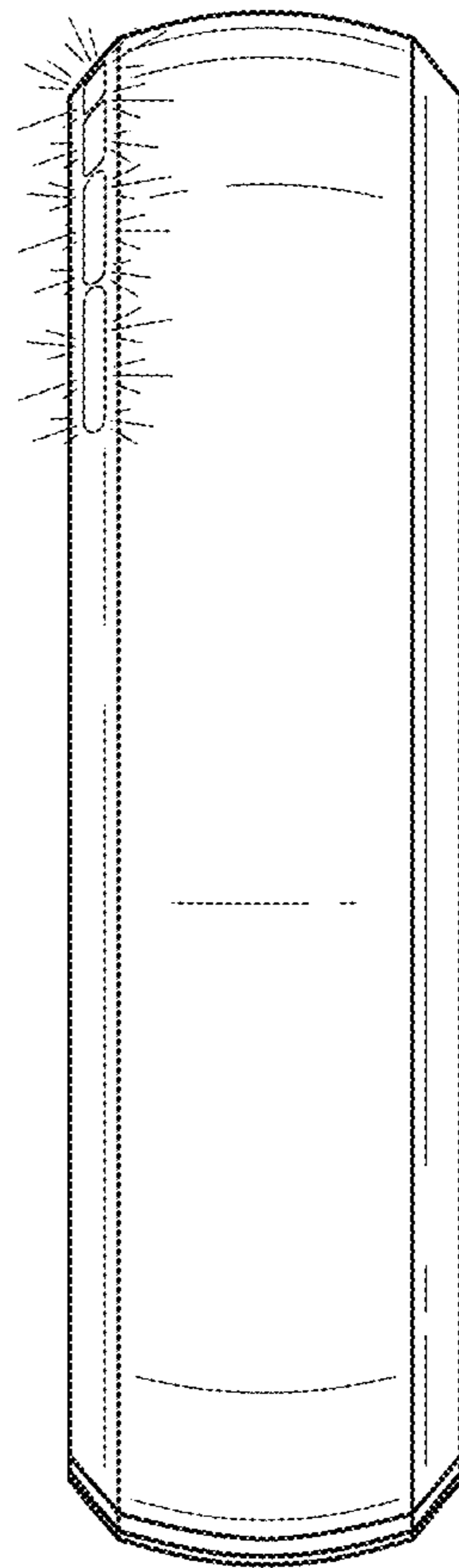


FIG. 5

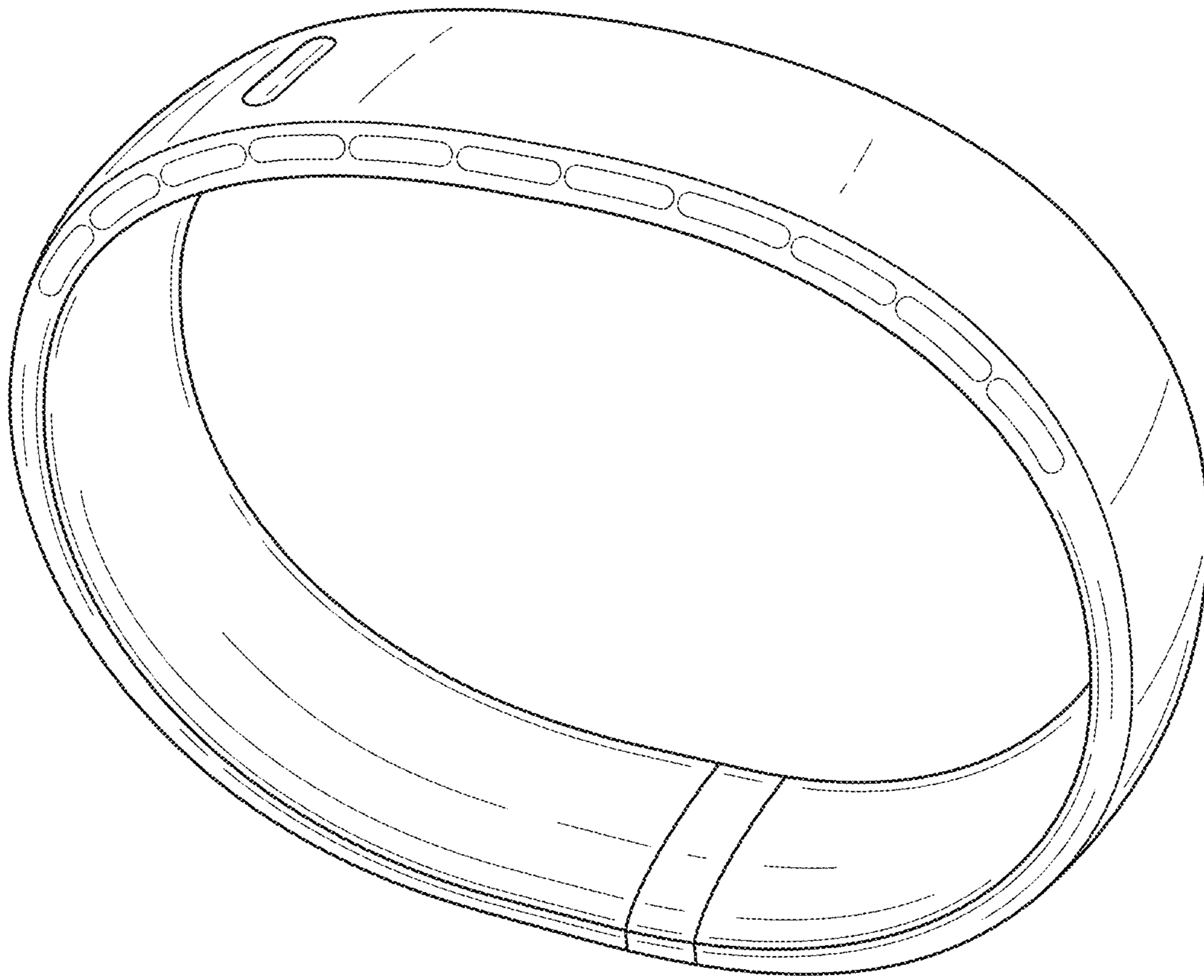


FIG. 6

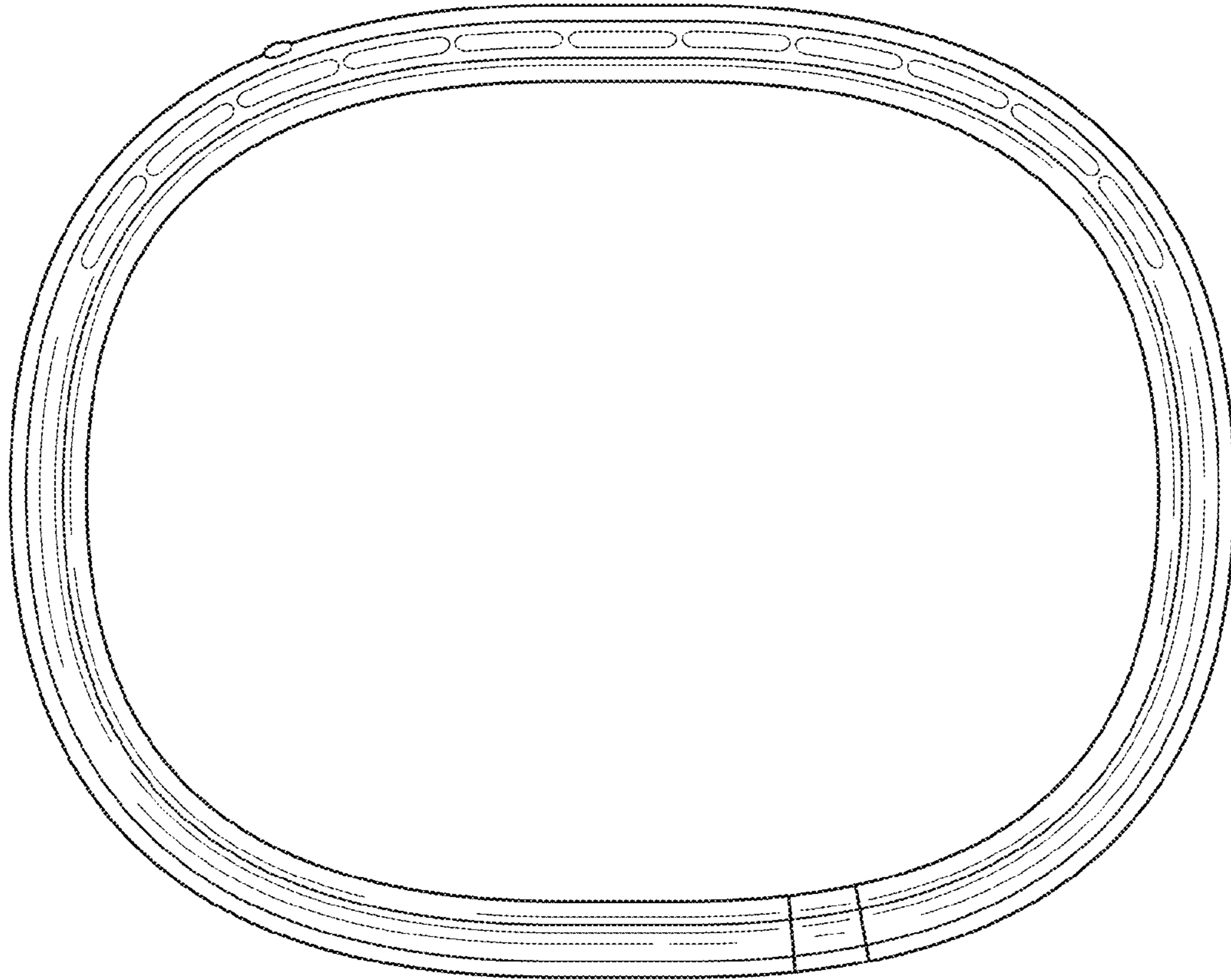


FIG. 7

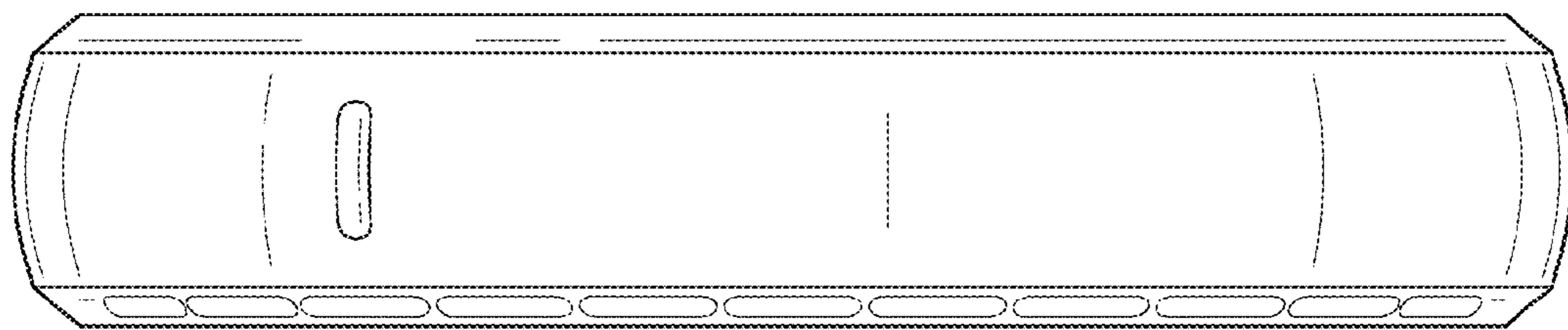


FIG. 8




FIG. 9

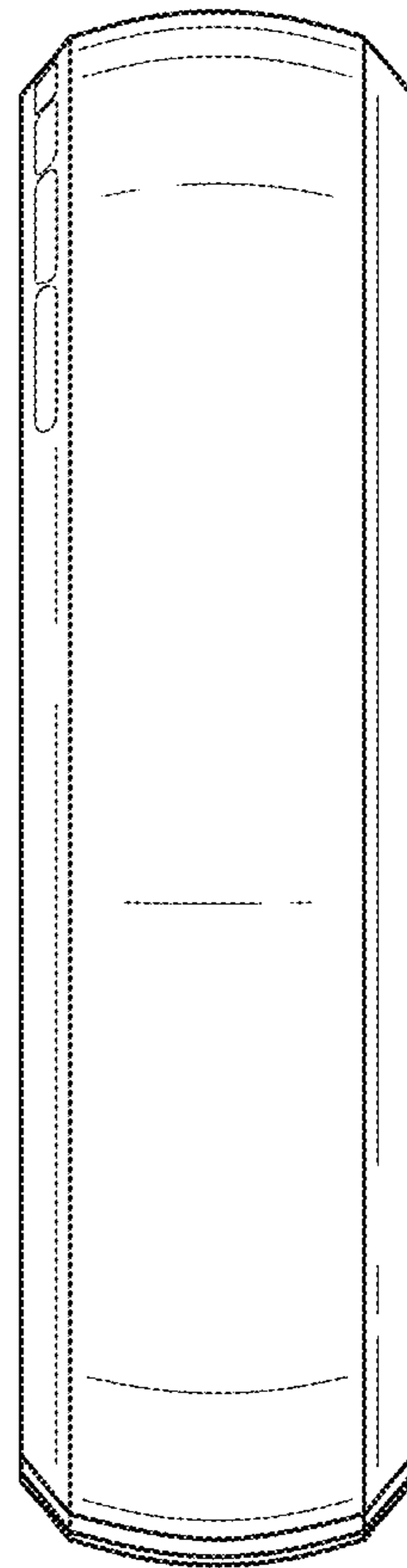


FIG. 10