



US00D684079S

(12) **United States Design Patent**  
**Clore**

(10) **Patent No.:** **US D684,079 S**  
(45) **Date of Patent:** **\*\* Jun. 11, 2013**

(54) **INDICATOR LIGHT TOWER**

(71) Applicant: **Lee Clore**, Hastings, MN (US)

(72) Inventor: **Lee Clore**, Hastings, MN (US)

(\*\*) Term: **14 Years**

(21) Appl. No.: **29/437,166**

(22) Filed: **Nov. 14, 2012**

**Related U.S. Application Data**

(62) Division of application No. 29/412,134, filed on Jan. 31, 2012, now Pat. No. Des. 673,476.

(51) **LOC (9) Cl.** ..... **10-05**

(52) **U.S. Cl.**  
USPC ..... **D10/114.6**

(58) **Field of Classification Search**  
USPC ..... D10/114.1, 114.2, 114.9, 111; D26/37,  
D26/40, 49; 340/929, 814; 362/267

See application file for complete search history.

(56) **References Cited**

U.S. PATENT DOCUMENTS

D510,289 S \* 10/2005 Dueker et al. .... D10/111  
2003/0030567 A1 \* 2/2003 Hetzel et al. .... 340/815.4

\* cited by examiner

*Primary Examiner* — George D Kirschbaum

(74) *Attorney, Agent, or Firm* — Skinner and Associates

(57) **CLAIM**

The ornamental design for an indicator light tower, as shown and described.

**DESCRIPTION**

FIG. 1 is a perspective view of an indicator light tower showing my new design;

FIG. 2 is a front view thereof.

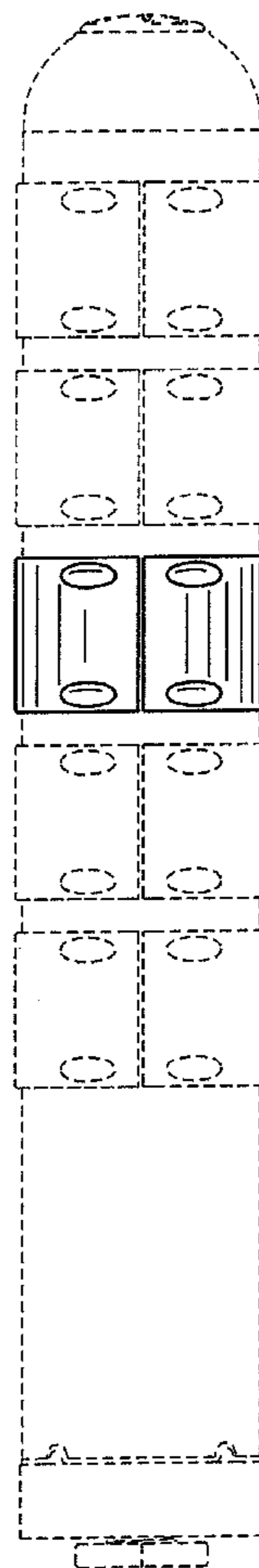
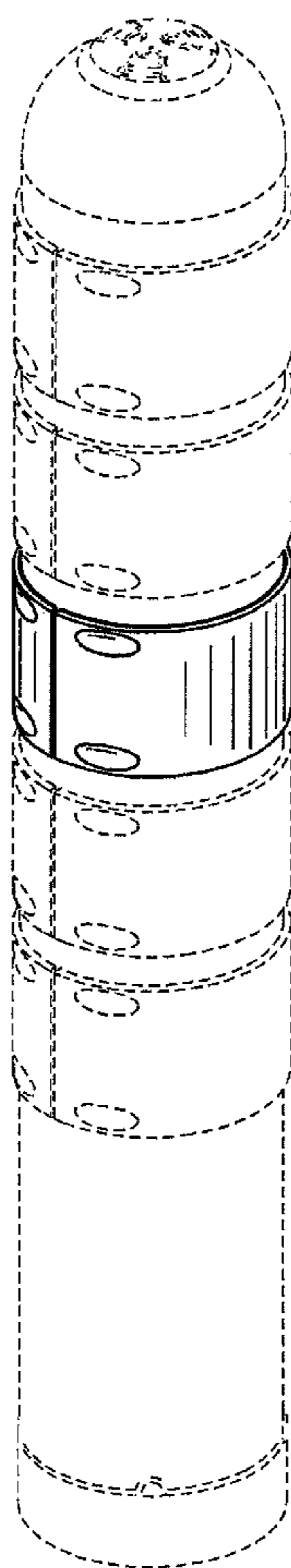
FIG. 3 is a side view thereof.

FIG. 4 is a top view thereof; and,

FIG. 5 is a bottom view thereof.

The broken line showing of additional segments of the design is included for the purpose of illustrating portions of the "article" and forms no part of the claimed design.

**1 Claim, 2 Drawing Sheets**



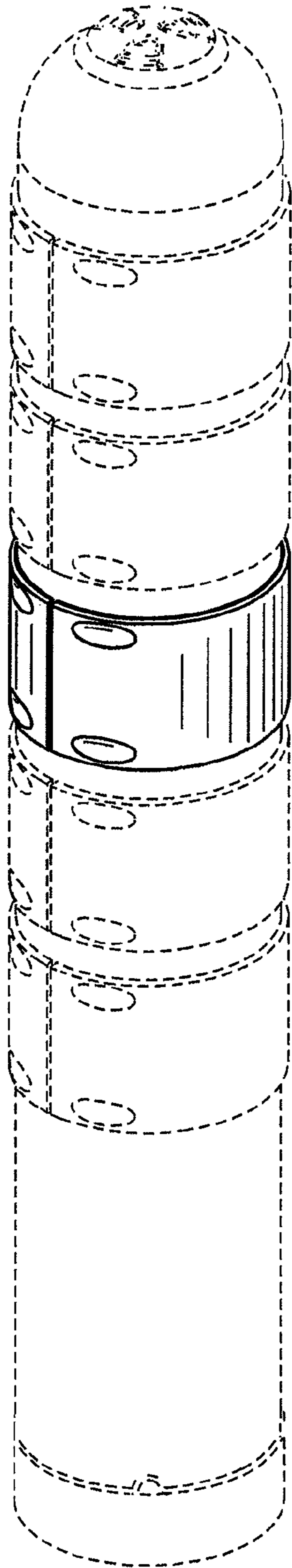


FIG. 1

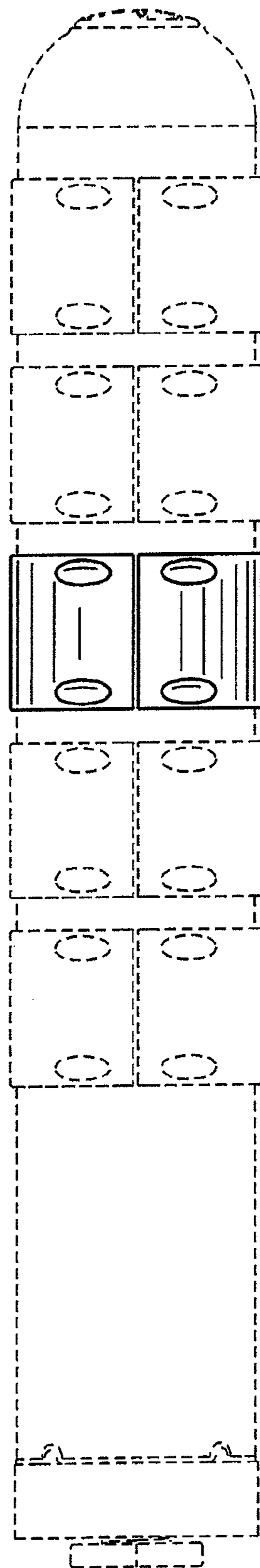


FIG. 2

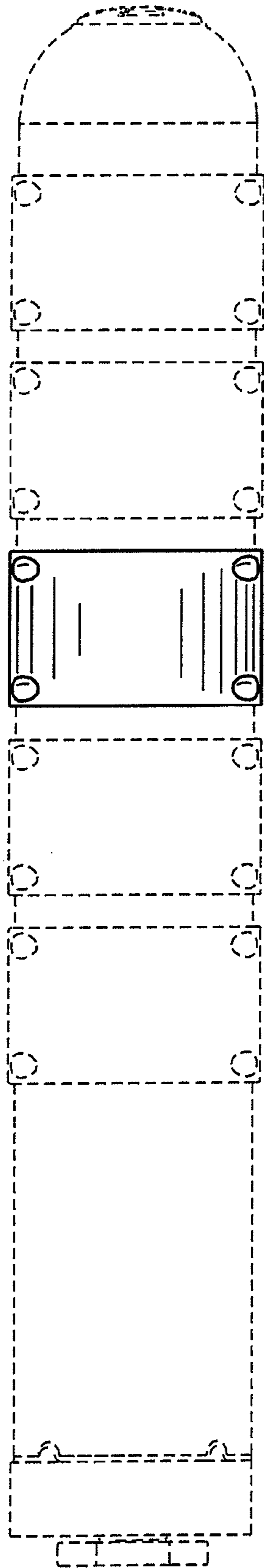


FIG. 3




FIG. 4

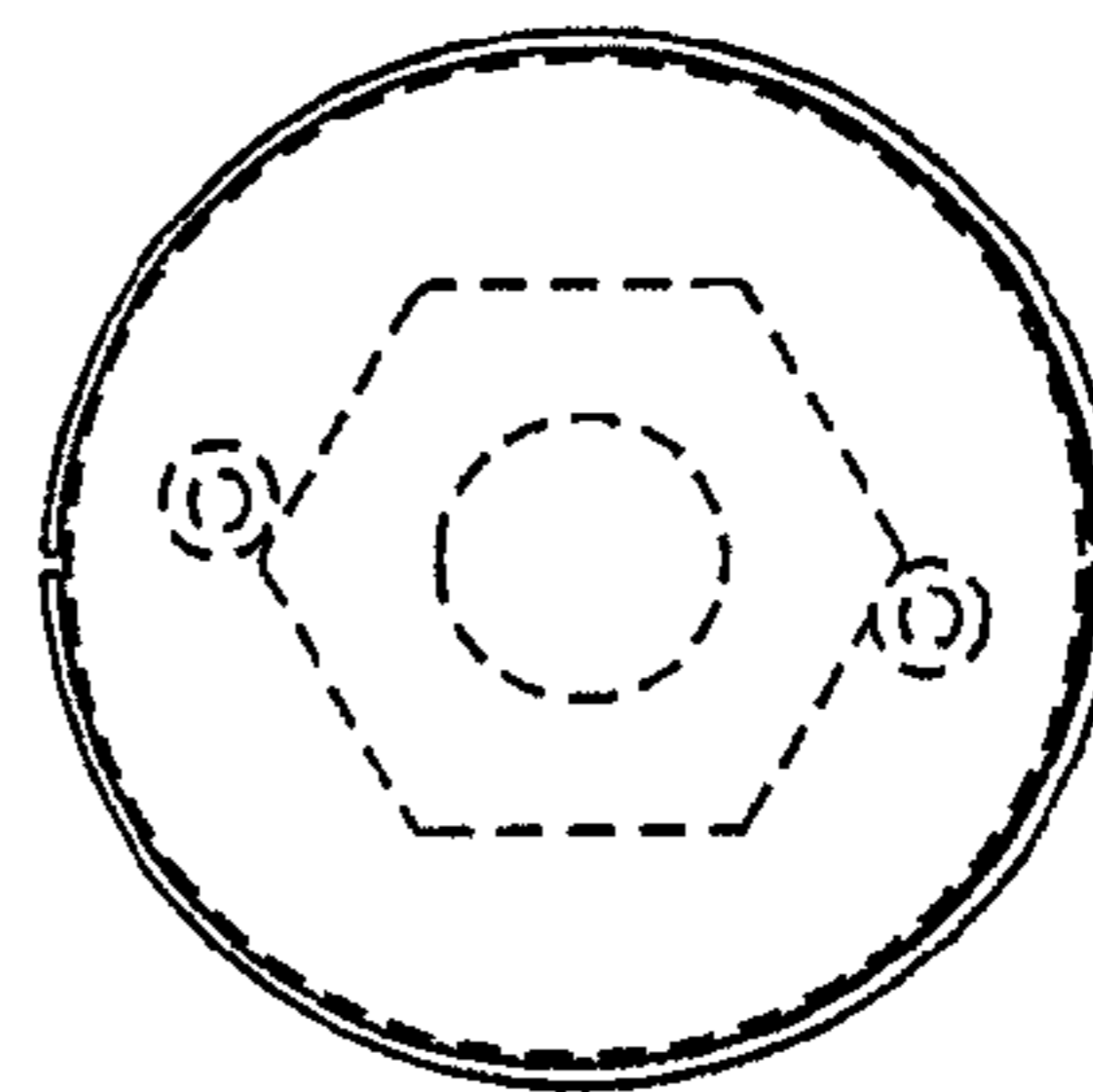


FIG. 5