



US00D684064S

(12) **United States Design Patent**
Crawford et al.

(10) **Patent No.:** **US D684,064 S**
(45) **Date of Patent:** **** Jun. 11, 2013**

(54) **CONTAINER**

(75) Inventors: **John C. Crawford**, Mahopac, NY (US);
Kiat-Cheong Toh, Forest Hills, NY (US)

(73) Assignee: **Colgate-Palmolive Company**, New York, NY (US)

(**) Term: **14 Years**

(21) Appl. No.: **29/424,035**

(22) Filed: **Jun. 7, 2012**

(51) **LOC (9) Cl.** **09-01**

(52) **U.S. Cl.**
USPC **D9/565; D9/562; D9/575**

(58) **Field of Classification Search**
USPC D9/682-694, 516-575, 434-436,
D9/447-450; 215/379, 382; 220/669-675
See application file for complete search history.

(56) **References Cited**

U.S. PATENT DOCUMENTS

D176,226 S	11/1955	Morris	
D185,526 S *	6/1959	Alvey	D9/542
D204,026 S	3/1966	Lorenzen	
D207,800 S *	5/1967	Roberts	D9/565
D211,933 S	8/1968	Horne	
D212,458 S *	10/1968	Sterges	D9/542
3,468,447 A	9/1969	Smalley	
D217,058 S	3/1970	Marsh	
D227,344 S *	6/1973	Lerner	D9/574
D229,546 S *	12/1973	Plummer	D9/542
D245,225 S	8/1977	Lyons	
D254,652 S *	4/1980	Shortino	D9/574
D268,896 S *	5/1983	Sledge	D9/549
D277,734 S	2/1985	Harris	
D277,823 S	3/1985	Harris	
D278,122 S *	3/1985	Harris	D9/545
D286,984 S	12/1986	Durand	
D329,383 S	9/1992	Boucheron	
D336,237 S *	6/1993	Rossi	D9/686

D337,275 S	7/1993	Tutssel	
D338,828 S *	8/1993	Segati	D9/694
D342,902 S	1/1994	Granai	
D356,263 S *	3/1995	Matsumoto	D9/552
D362,187 S	9/1995	Thompson	
D369,557 S	5/1996	Hiro et al.	
D376,310 S	12/1996	Crawford	
D378,665 S	4/1997	Fenton et al.	
D413,263 S	8/1999	Pritchard et al.	
D413,266 S *	8/1999	Majerowski et al.	D9/542
D418,064 S	12/1999	Pritchard et al.	
D418,746 S *	1/2000	Featherston et al.	D9/682
6,039,224 A	3/2000	Dallas et al.	

(Continued)

FOREIGN PATENT DOCUMENTS

AU	122034	11/1994
AU	128474	10/1996

(Continued)

Primary Examiner — Catherine Tuttle

(74) *Attorney, Agent, or Firm* — Judy W. Chung


(57) **CLAIM**

The ornamental design for a container, as shown and described.

DESCRIPTION

FIG. 1 is a left front perspective view of a container showing our new design;
FIG. 2 is a front view thereof;
FIG. 3 is a rear view thereof;
FIG. 4 is a left side view thereof;
FIG. 5 is a right side view thereof;
FIG. 6 is a top view thereof; and,
FIG. 7 is a bottom view thereof.
The broken lines are included for the purpose of illustrating portions of the container that form no part of the claimed design.

1 Claim, 5 Drawing Sheets



US D684,064 S

Page 3

TR	200705900	11/2007
TR	200802307	4/2008
TR	200804579	8/2008
TR	200806202	12/2008
TR	200900444	2/2009

TR	201000712	2/2010
TR	201003002	5/2010
TR	201105512	9/2011

* cited by examiner



FIG. 1

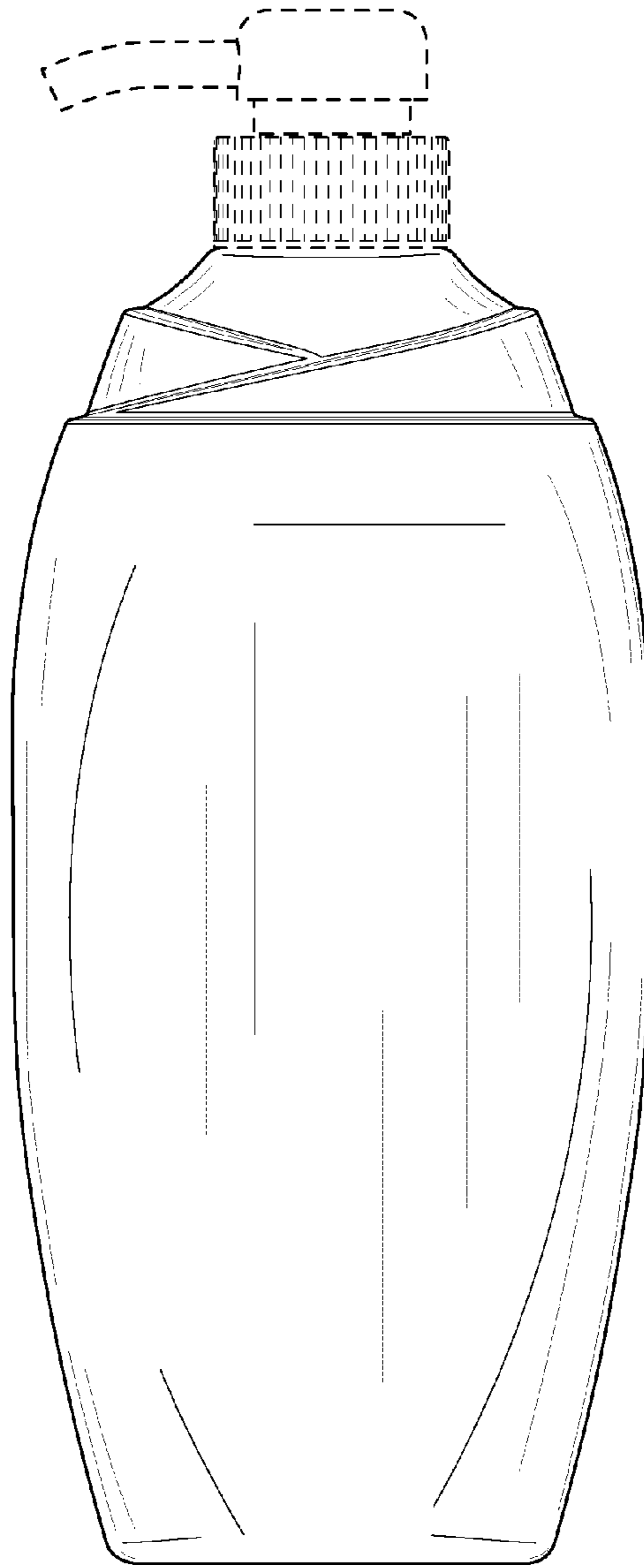


FIG. 2

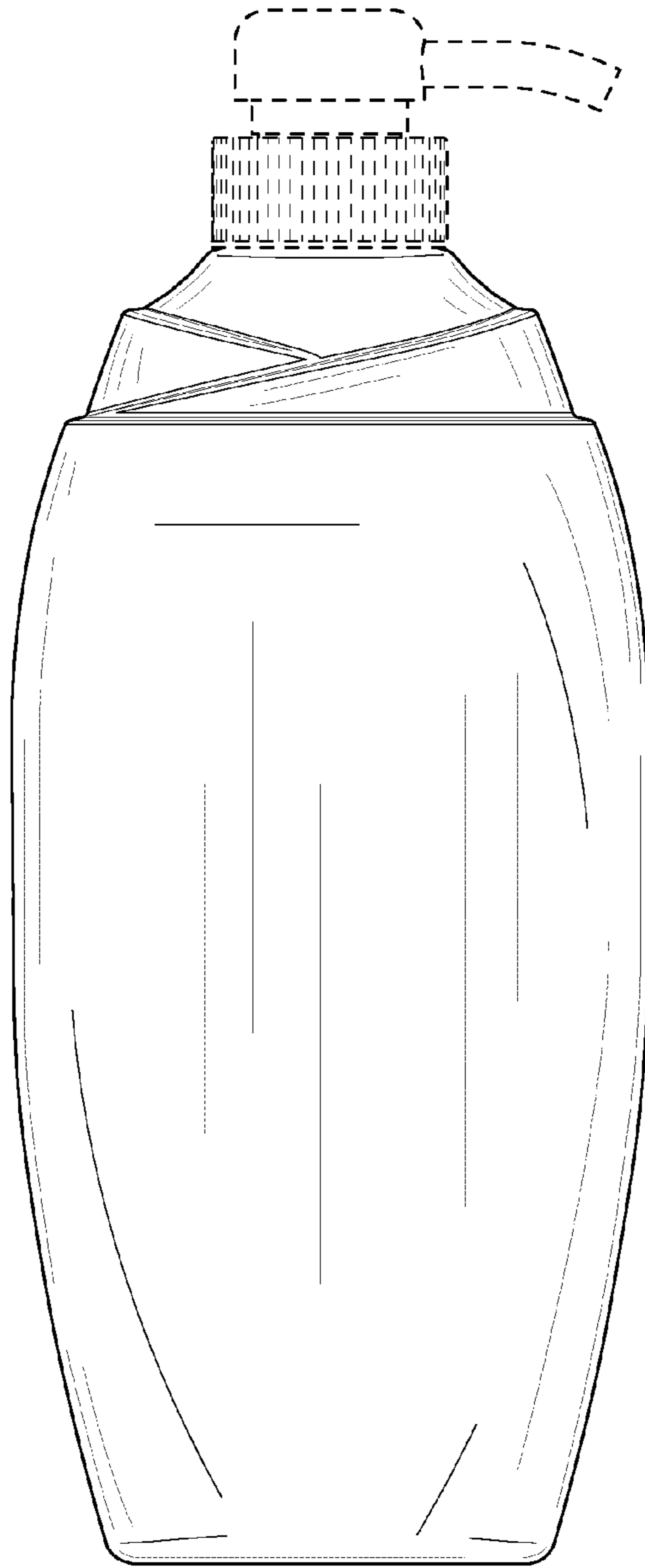


FIG. 3

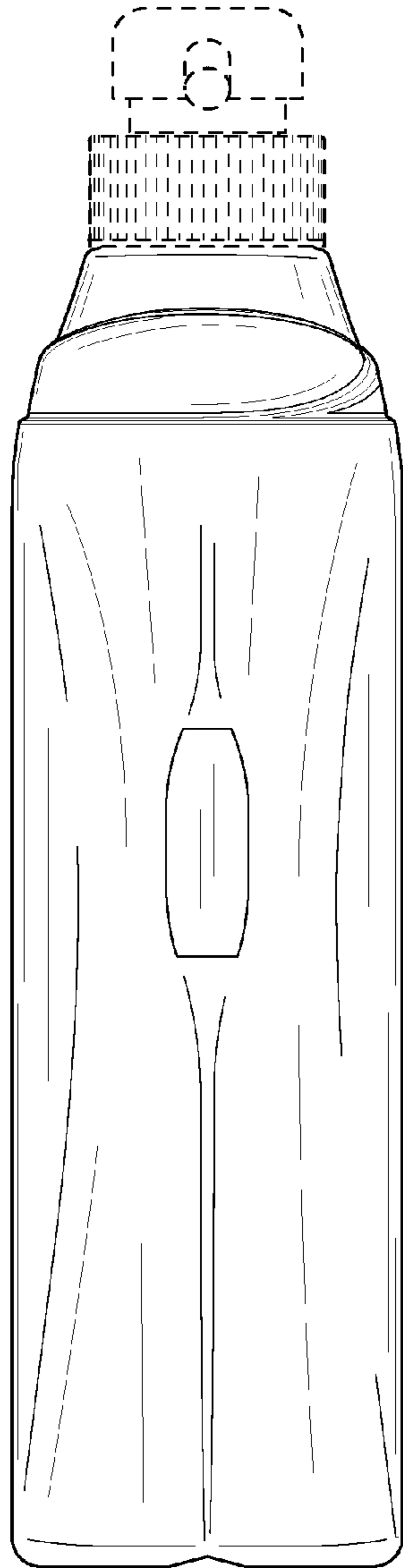


FIG. 4

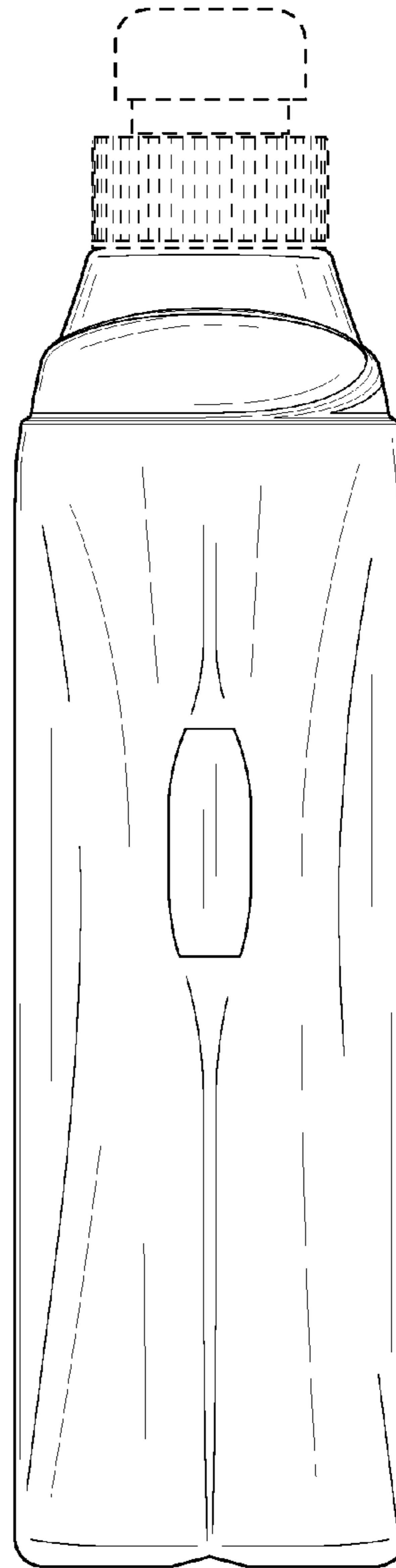


FIG. 5

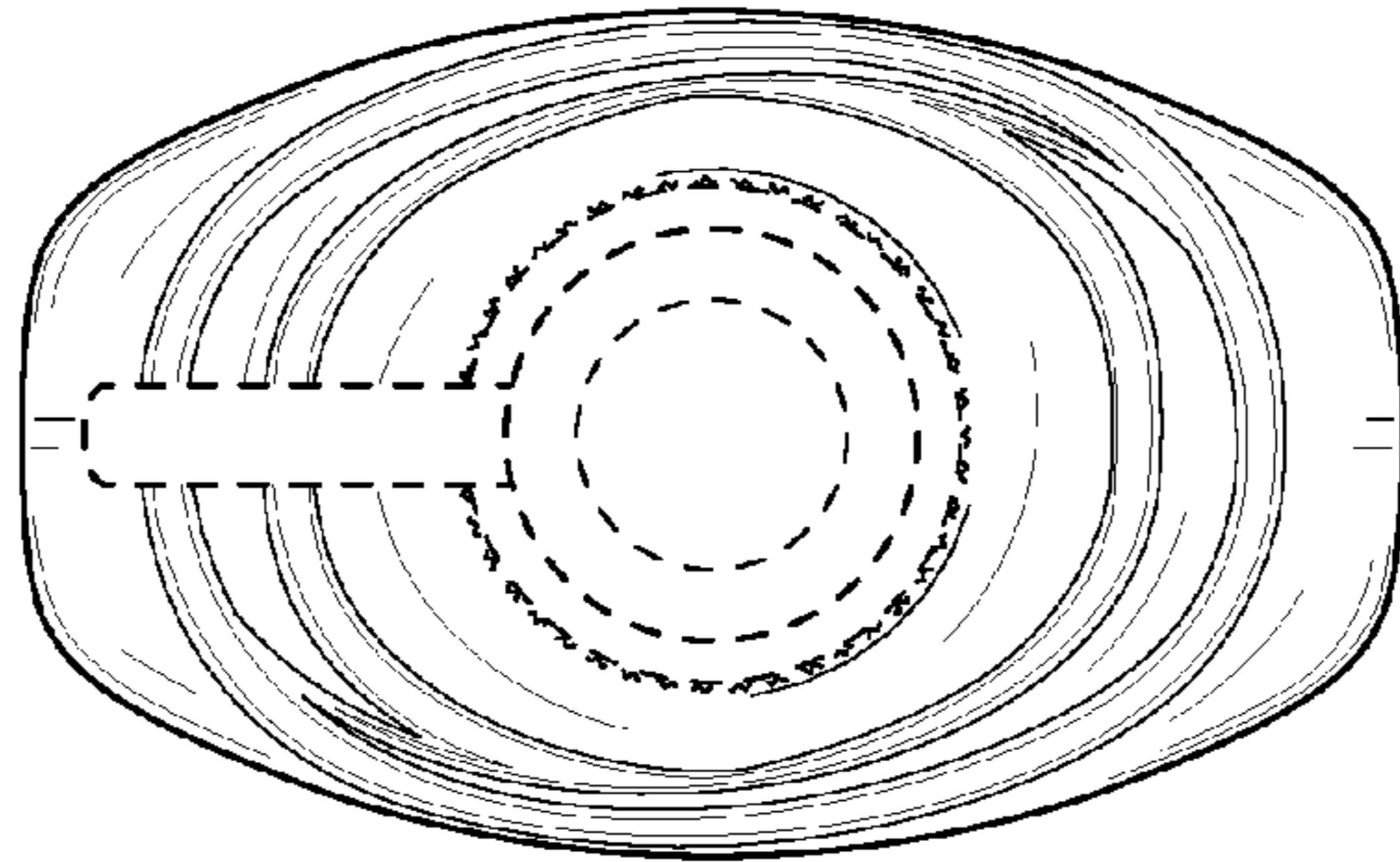


FIG. 6

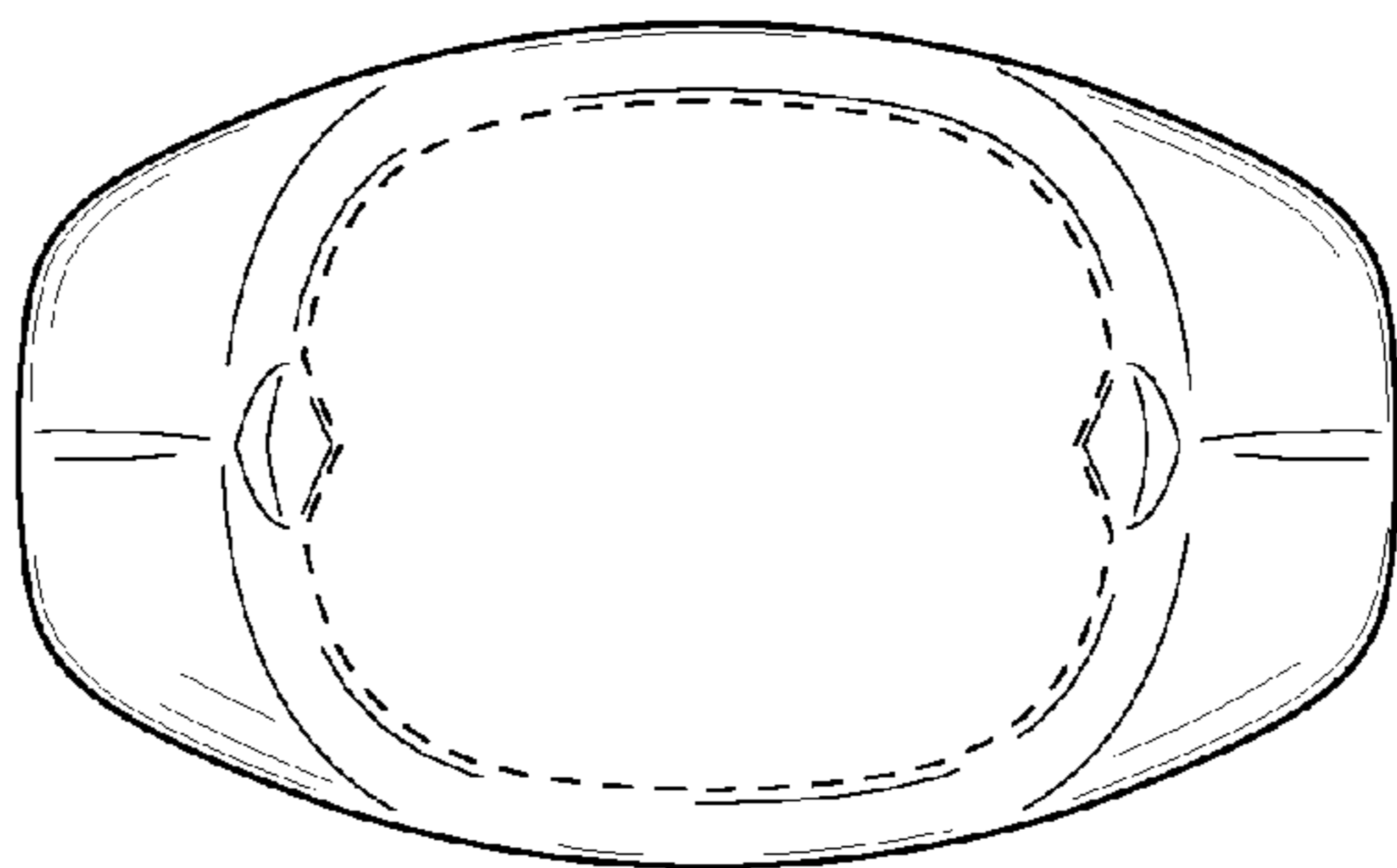


FIG. 7