



US00D684061S

(12) **United States Design Patent**  
**Leslie et al.**

(10) **Patent No.:** **US D684,061 S**  
(45) **Date of Patent:** **\*\* Jun. 11, 2013**

(54) **CONTAINER**

(75) Inventors: **Stuart Leslie**, Larchmont, NY (US);  
**Jason Billig**, Mount Vernon, NY (US);  
**Dwayne S. Jackson**, Des Plaines, IL  
(US); **Robert J. Stave**, Ridgefield, CT  
(US); **Anne E. Nixon**, Fairfield, CT (US)

(73) Assignee: **The Sun Products Corporation**,  
Wilton, CT (US)

(\*\*) Term: **14 Years**

(21) Appl. No.: **29/419,064**

(22) Filed: **Apr. 24, 2012**

(51) **LOC (9) Cl.** ..... **09-01**

(52) **U.S. Cl.**  
USPC ..... **D9/528**

(58) **Field of Classification Search**  
USPC ..... D9/516, 523, 528, 541, 543, 552,  
D9/559, 560, 563, 565, 571, 434-436, 447;  
215/381-385; 220/660, 669, 675  
See application file for complete search history.

(56) **References Cited**

**U.S. PATENT DOCUMENTS**

D358,098 S *	5/1995	Carre et al.	D9/529
D373,533 S	9/1996	Lathrop et al.	
D373,534 S	9/1996	Lathrop et al.	
D374,179 S	10/1996	Lathrop et al.	
D414,422 S *	9/1999	Beaver	D9/528
6,398,076 B1	6/2002	Giblin et al.	
D462,616 S *	9/2002	Scheida	D9/528
6,968,980 B2	11/2005	Giblin et al.	
D540,172 S *	4/2007	Haller et al.	D9/516
D543,861 S	6/2007	Garcia-Ruiz	

7,225,939 B2	6/2007	Cascales et al.	
D547,194 S	7/2007	Masotta et al.	
D549,578 S	8/2007	Maffeo et al.	
D556,039 S *	11/2007	Heller et al.	D9/528
D576,882 S *	9/2008	Meeker et al.	D9/516
D580,268 S *	11/2008	Roman et al.	D9/516
D613,608 S *	4/2010	Floyd et al.	D9/528
D621,713 S *	8/2010	Wilkum et al.	D9/528
D627,231 S	11/2010	Lee et al.	
D658,499 S *	5/2012	Wycoff	D9/528
D659,001 S *	5/2012	Enciso et al.	D9/528
D663,213 S *	7/2012	Kallenbach et al.	D9/528
D676,326 S *	2/2013	Kersten	D9/528
D677,165 S *	3/2013	Kersten	D9/528

\* cited by examiner

*Primary Examiner* — Keli L Hill

(74) *Attorney, Agent, or Firm* — Sterne, Kessler, Goldstein  
& Fox P.L.L.C.

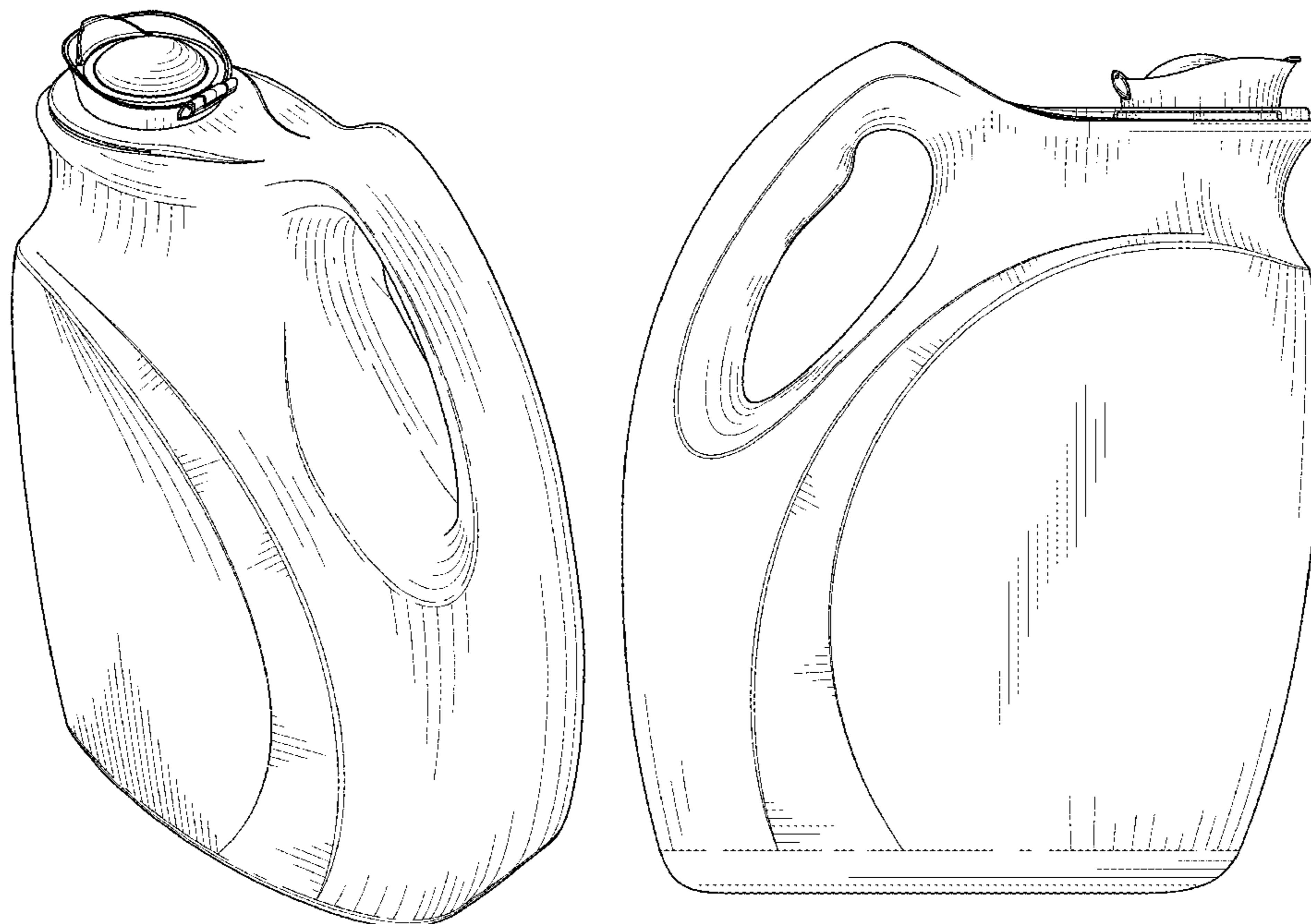
(57) **CLAIM**

The ornamental design for a container, as shown and described.

**DESCRIPTION**

FIG. 1 is a front perspective view of a container showing our new design;  
FIG. 2 is a left side view thereof;  
FIG. 3 is a right side view thereof;  
FIG. 4 is a rear view thereof, the front view being a mirror image thereof;  
FIG. 5 is a top plan view thereof;  
FIG. 6 is a bottom plan view thereof; and,  
FIG. 7 is a bottom perspective view thereof.  
The shading in the figures is intended to show contour and transparency or translucency and not surface ornamentation.

**1 Claim, 7 Drawing Sheets**



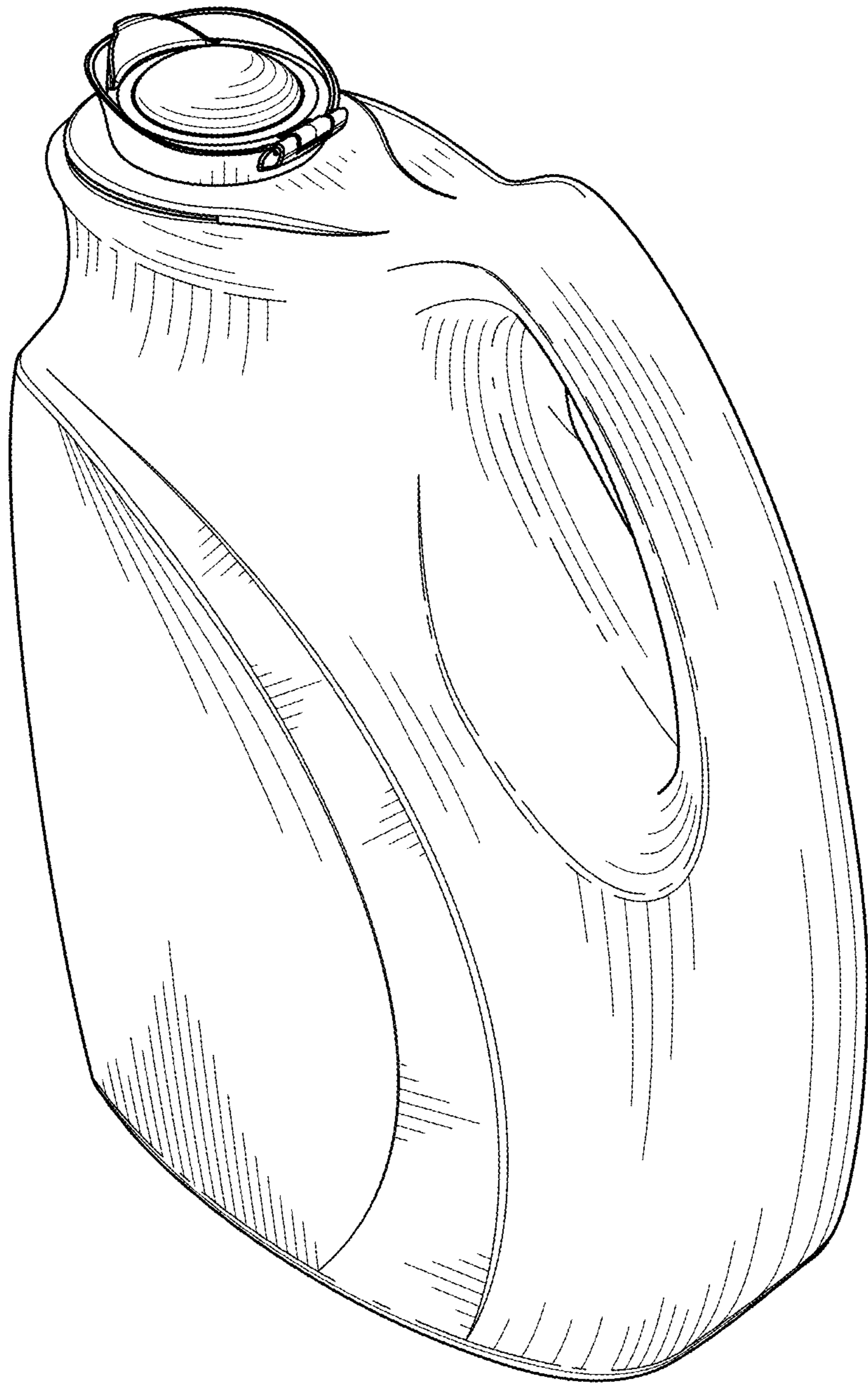


FIG. 1

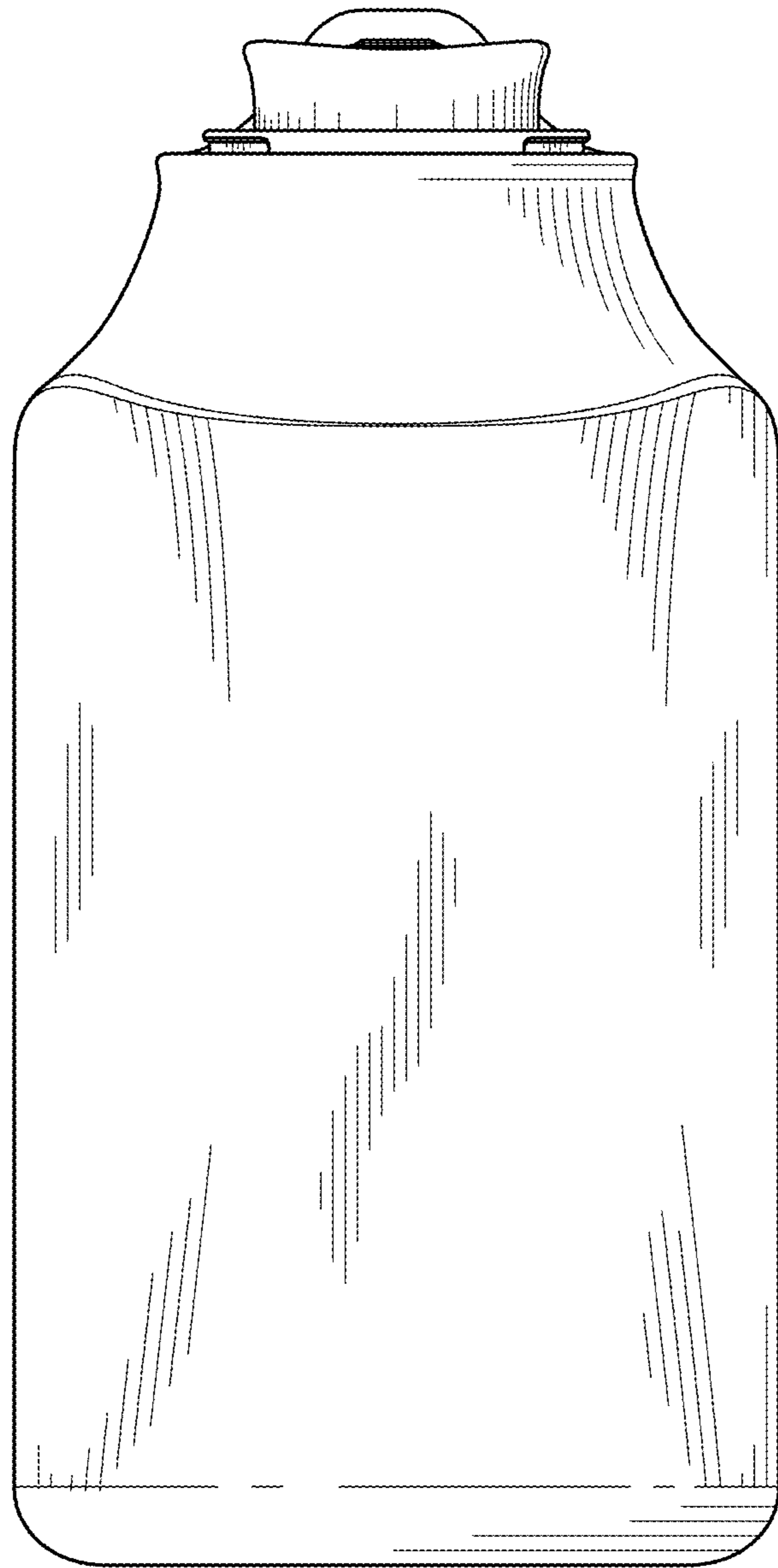


FIG. 2



FIG. 3




FIG. 4

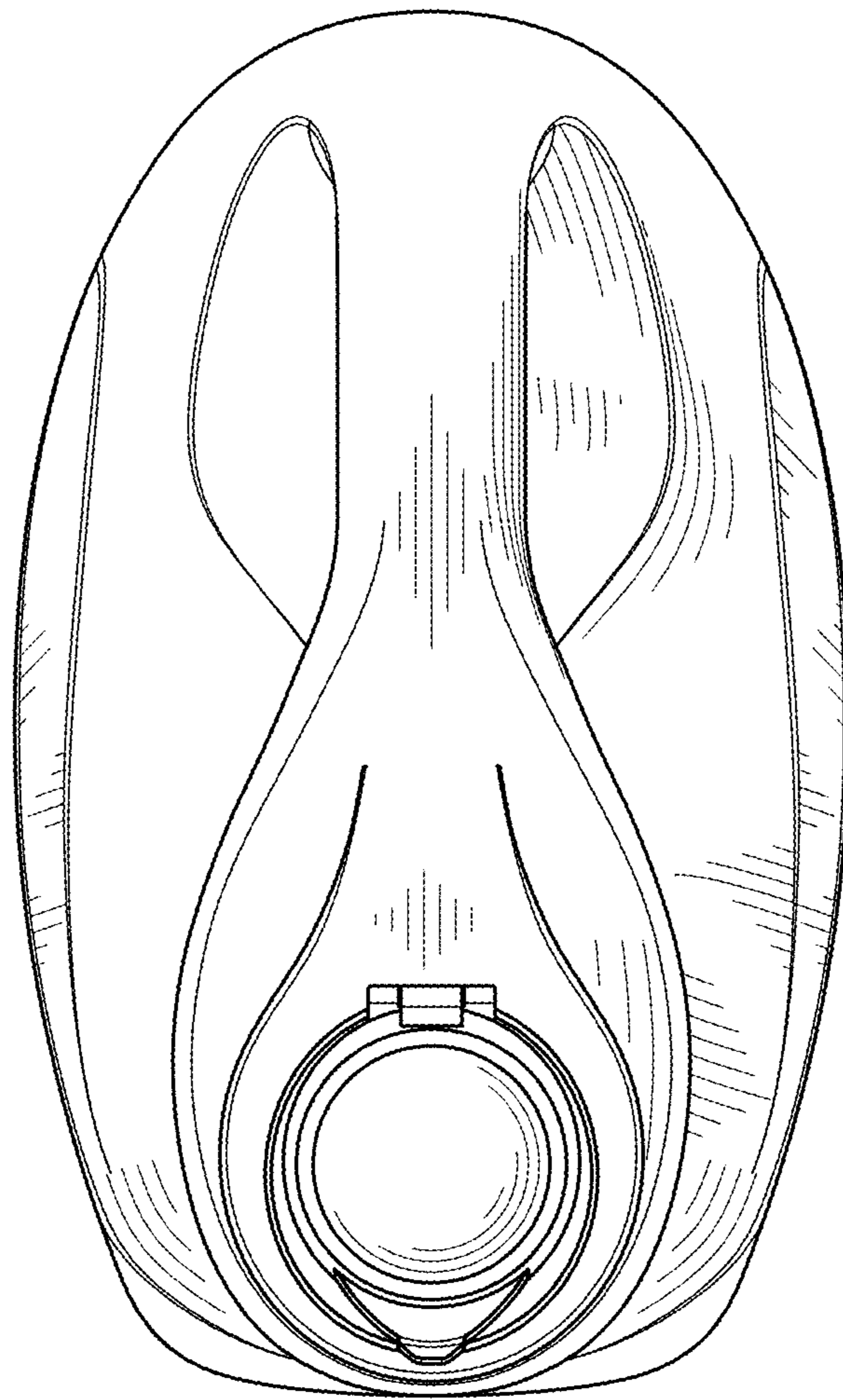


FIG. 5

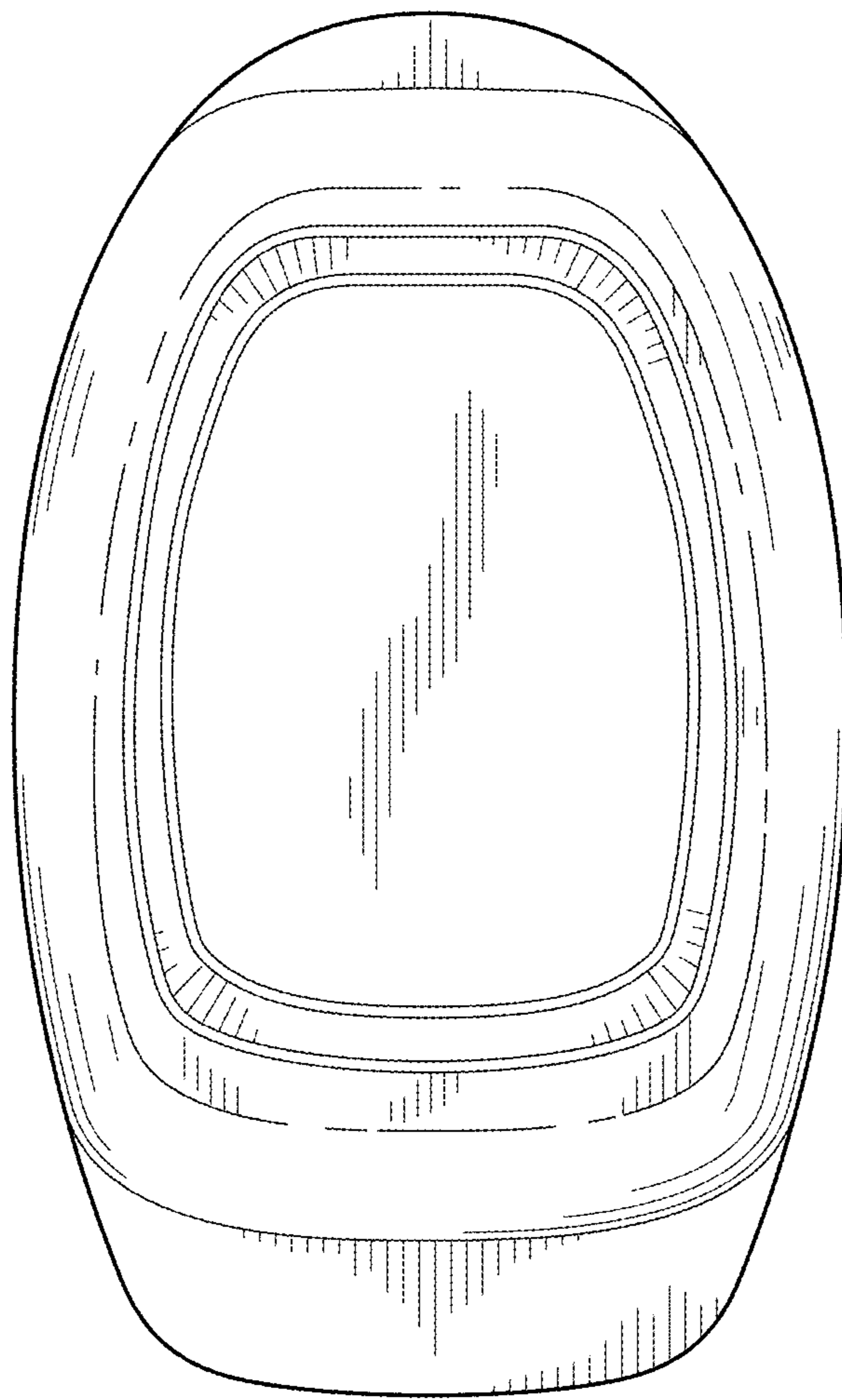


FIG. 6

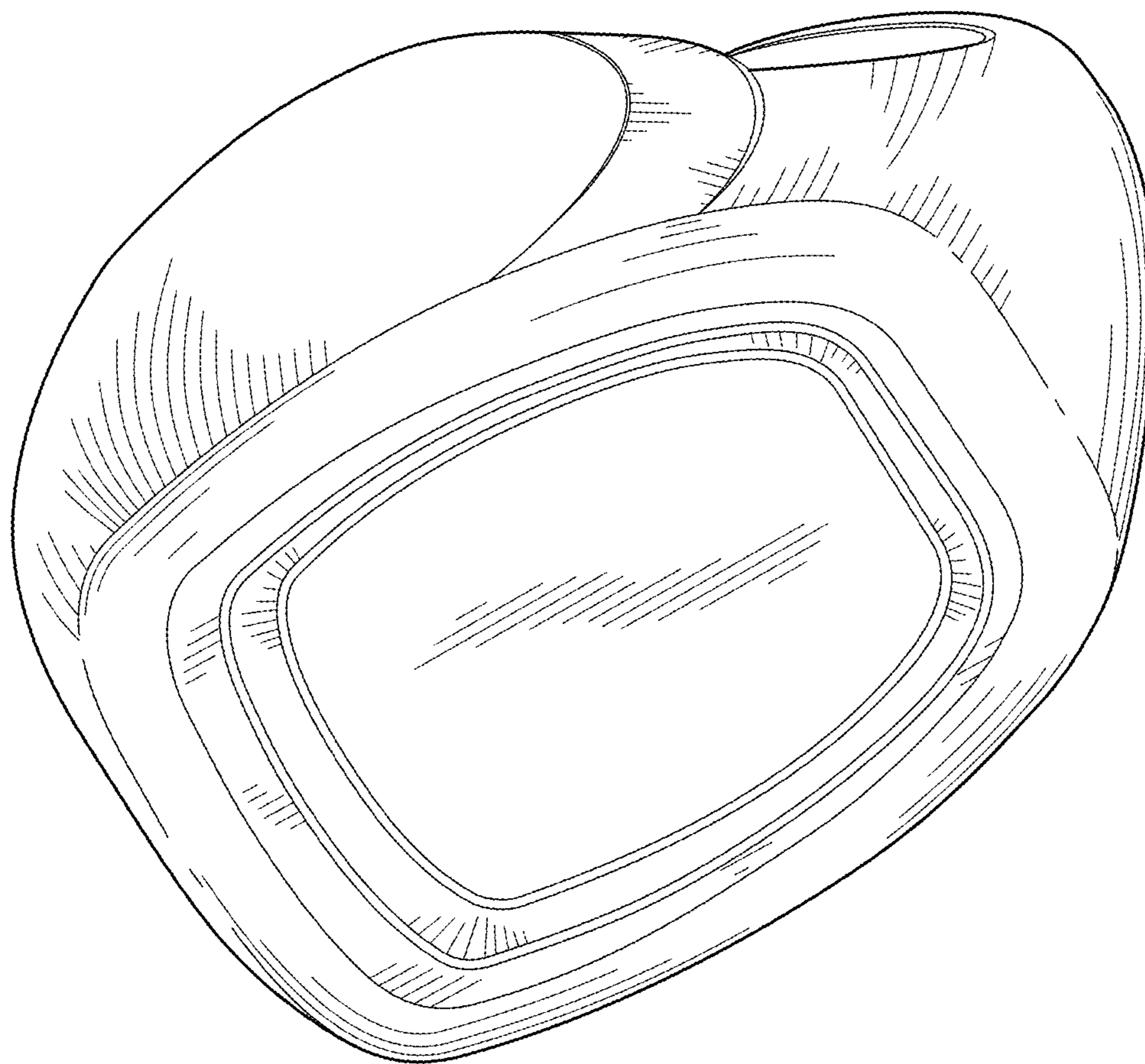


FIG. 7