



US00D684049S

(12) **United States Design Patent**
McCarthy

(10) **Patent No.:** **US D684,049 S**
(45) **Date of Patent:** **** Jun. 11, 2013**

- (54) **LAUNDRY PRODUCT CONTAINER**
- (75) Inventor: **Adam McCarthy**, Raleigh, NC (US)
- (73) Assignee: **Greenology Products, Inc.**, Raleigh, NC (US)
- (**) Term: **14 Years**
- (21) Appl. No.: **29/414,518**
- (22) Filed: **Feb. 29, 2012**
- (51) **LOC (9) Cl.** **09-03**
- (52) **U.S. Cl.**
USPC **D9/432**
- (58) **Field of Classification Search**
USPC D9/414, 416, 418, 420-424, 430-433,
D9/455-456; D3/272, 273, 302; 206/267,
206/269, 270, 273, 299, 737, 740, 822; 229/100,
229/101, 101.3, 106, 108-122, 123-123.3
See application file for complete search history.

| | | | | | |
|--------------|------|---------|------------|-------|-----------|
| 7,708,186 | B2 * | 5/2010 | Pawlick | | 229/117.3 |
| 7,984,845 | B2 * | 7/2011 | Kelly | | 229/242 |
| D668,951 | S * | 10/2012 | Voelker | | D9/430 |
| 2006/0180643 | A1 * | 8/2006 | Stephenson | | 229/117.3 |
| 2009/0084834 | A1 * | 4/2009 | Duyst | | 229/117.3 |

* cited by examiner

Primary Examiner — Susan Bennett Hattan

Assistant Examiner — Vy Koenig

(74) *Attorney, Agent, or Firm* — Ward and Smith, P.A.

(57) **CLAIM**

The ornamental design for a laundry product container, as shown and described.

DESCRIPTION

FIG. 1 is a front left side perspective view of a laundry product container showing a new design;
 FIG. 2 is a top rear right side perspective view thereof;
 FIG. 3 is a front elevation view thereof;
 FIG. 4 is a rear elevation view thereof;
 FIG. 5 is a right side elevation view thereof;
 FIG. 6 is a left side elevation view thereof;
 FIG. 7 is a top plan view thereof;
 FIG. 8 is a bottom plan view thereof; and,
 FIG. 9 is another front left side perspective view thereof, showing the laundry station container in an alternate configuration.

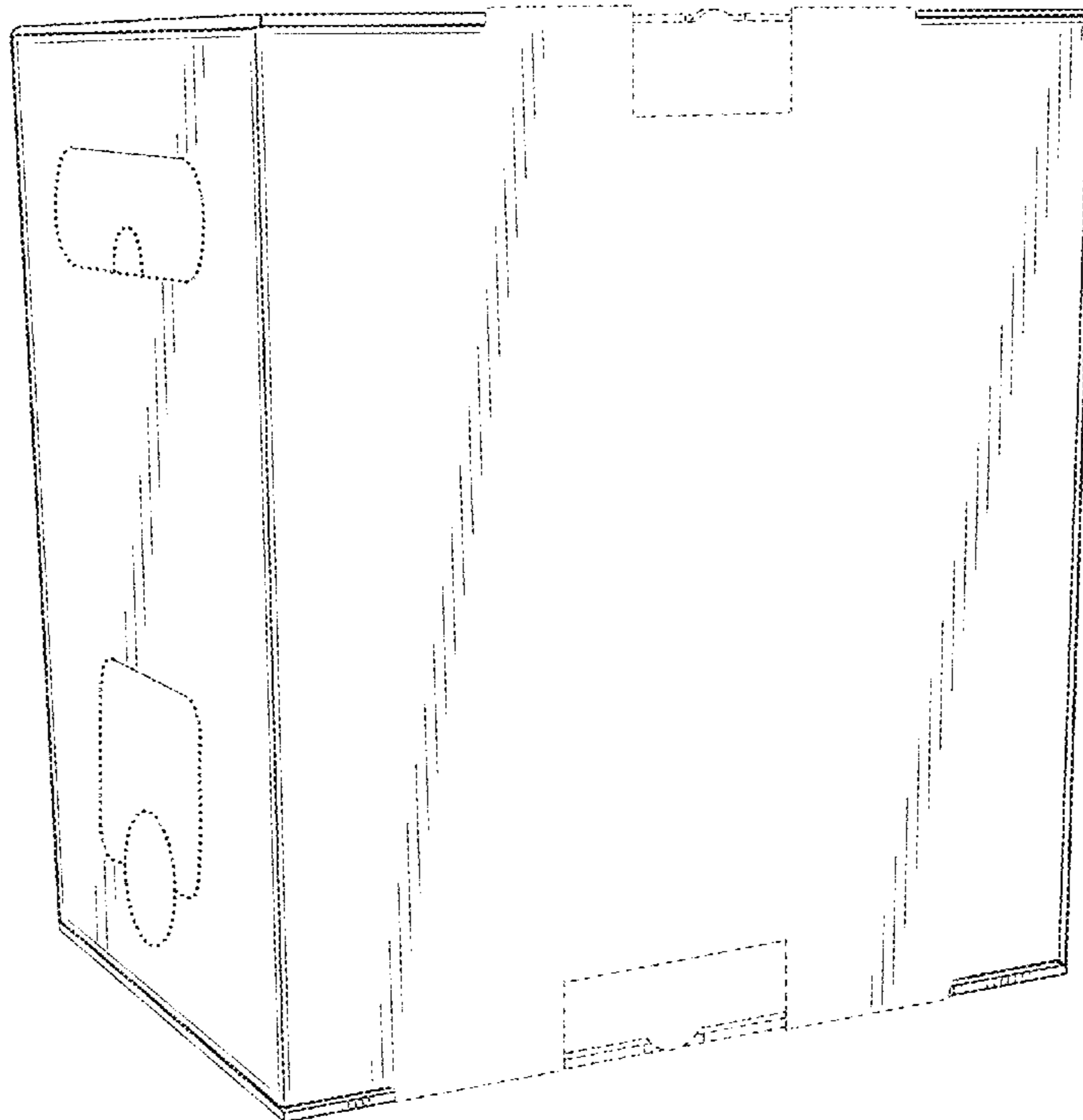
The dashed lines shown in the drawings are for environmental purposes only and form no part of the claimed design. The dotted lines shown in the drawings depict perforations and form part of the claimed design.

1 Claim, 9 Drawing Sheets

(56) **References Cited**

U.S. PATENT DOCUMENTS

| | | | | | |
|-----------|-----|---------|---------------|-------|------------|
| 2,639,080 | A * | 5/1953 | Anderson, Jr. | | 229/122 |
| 3,499,582 | A * | 3/1970 | Berney | | 222/183 |
| D277,553 | S * | 2/1985 | Ito et al. | | D9/416 |
| D280,491 | S * | 9/1985 | Nielsen | | D9/432 |
| 5,373,960 | A * | 12/1994 | Gunn et al. | | 229/117.25 |
| D364,087 | S * | 11/1995 | Farley | | D9/418 |
| D372,861 | S * | 8/1996 | Hoell et al. | | D9/418 |
| D379,759 | S * | 6/1997 | Mulry | | D9/418 |
| 6,045,036 | A * | 4/2000 | Ring | | 229/117.24 |
| D503,614 | S * | 4/2005 | Sax et al. | | D9/416 |
| D548,072 | S * | 8/2007 | Nixon | | D9/432 |



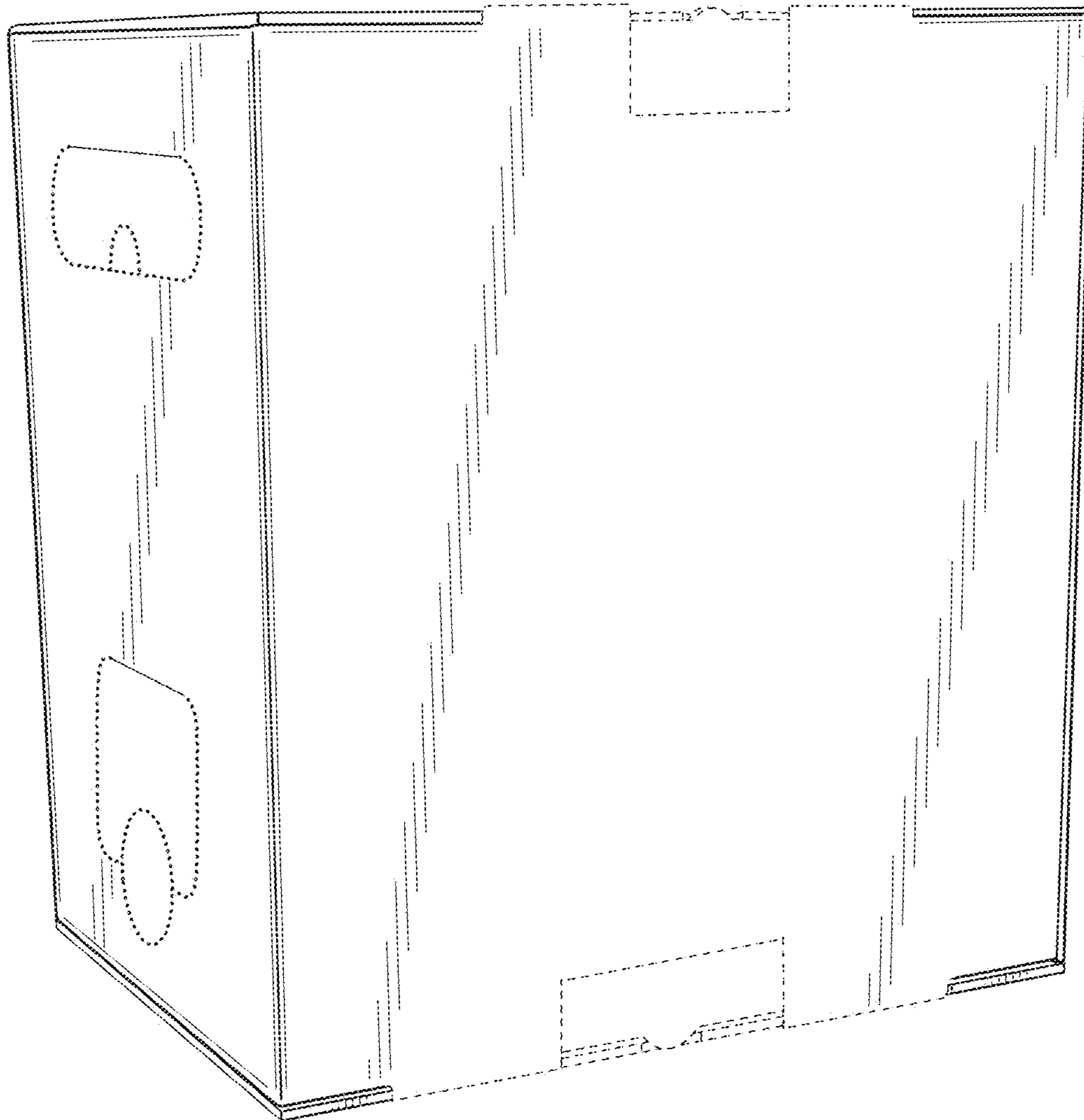


FIG. 1

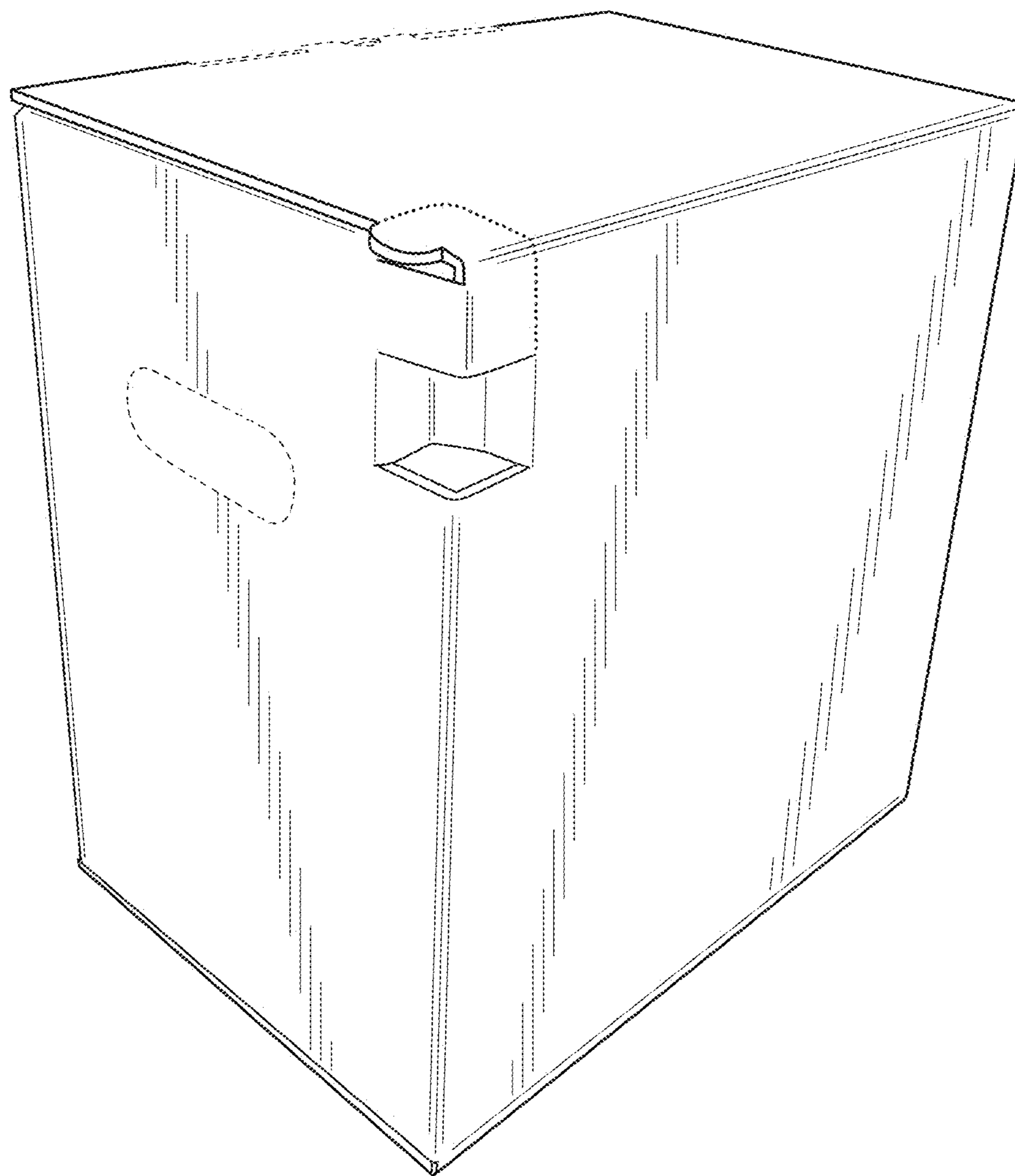


FIG. 2

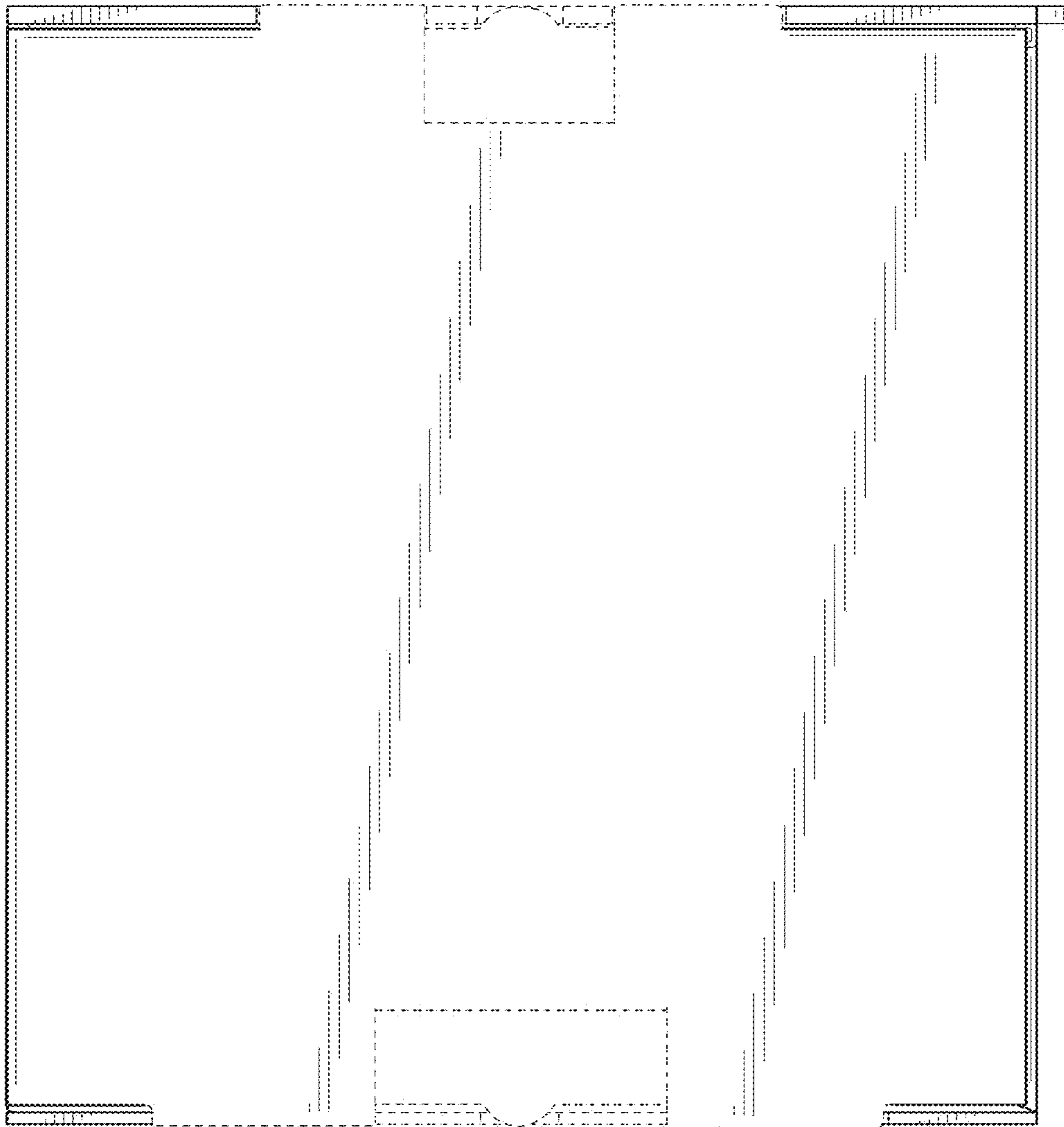


FIG. 3




FIG. 4




FIG. 5

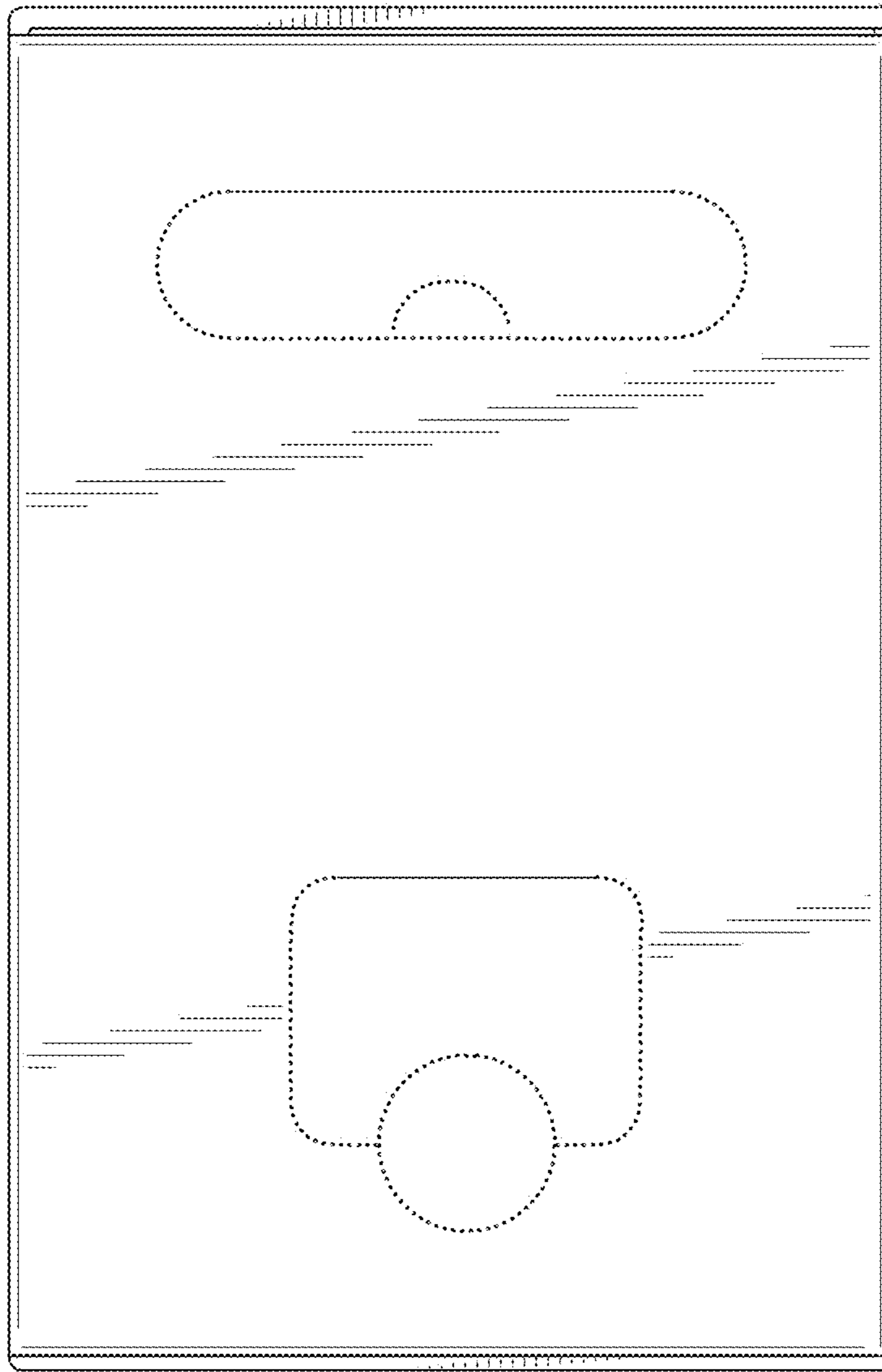


FIG. 6

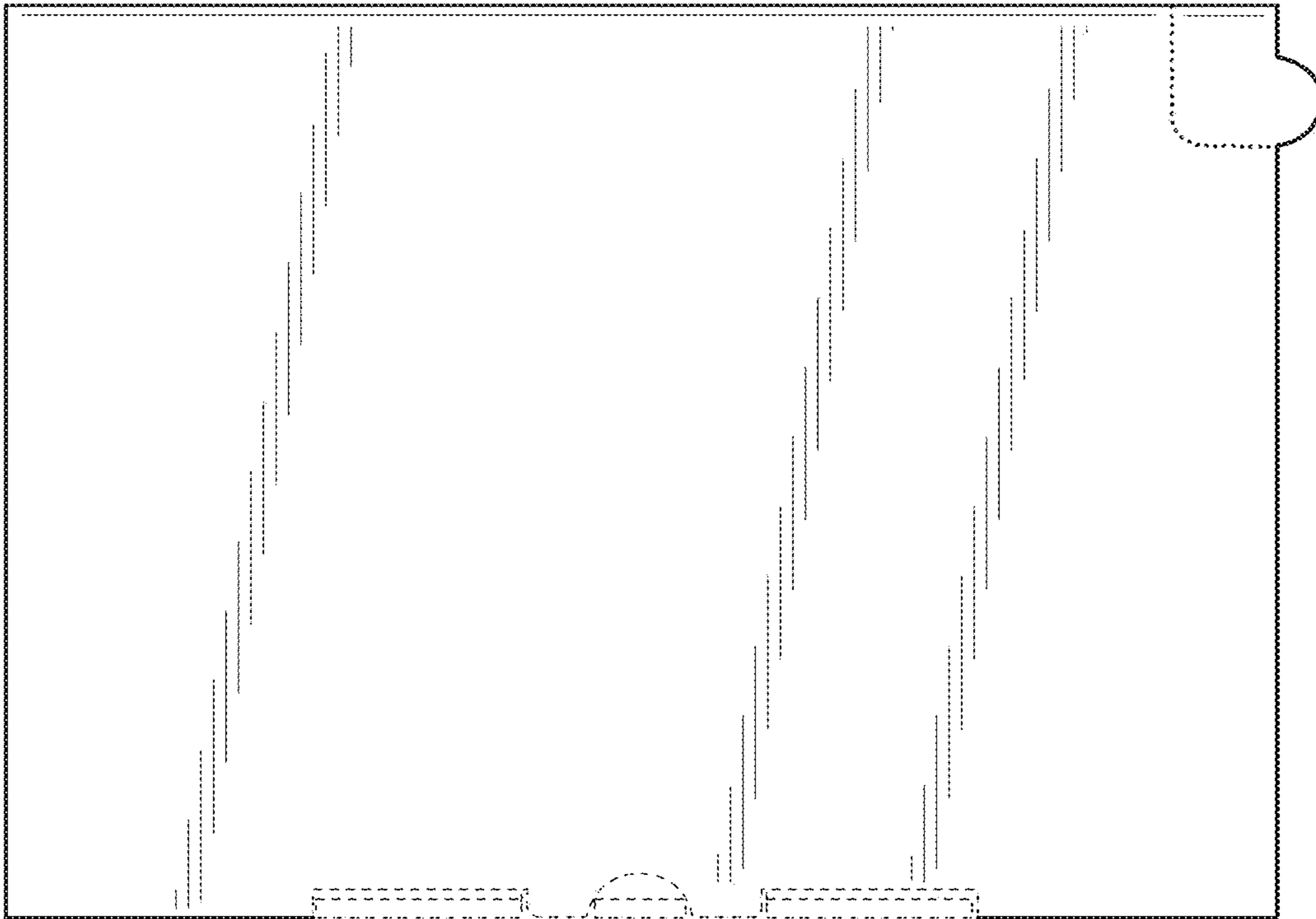


FIG. 7

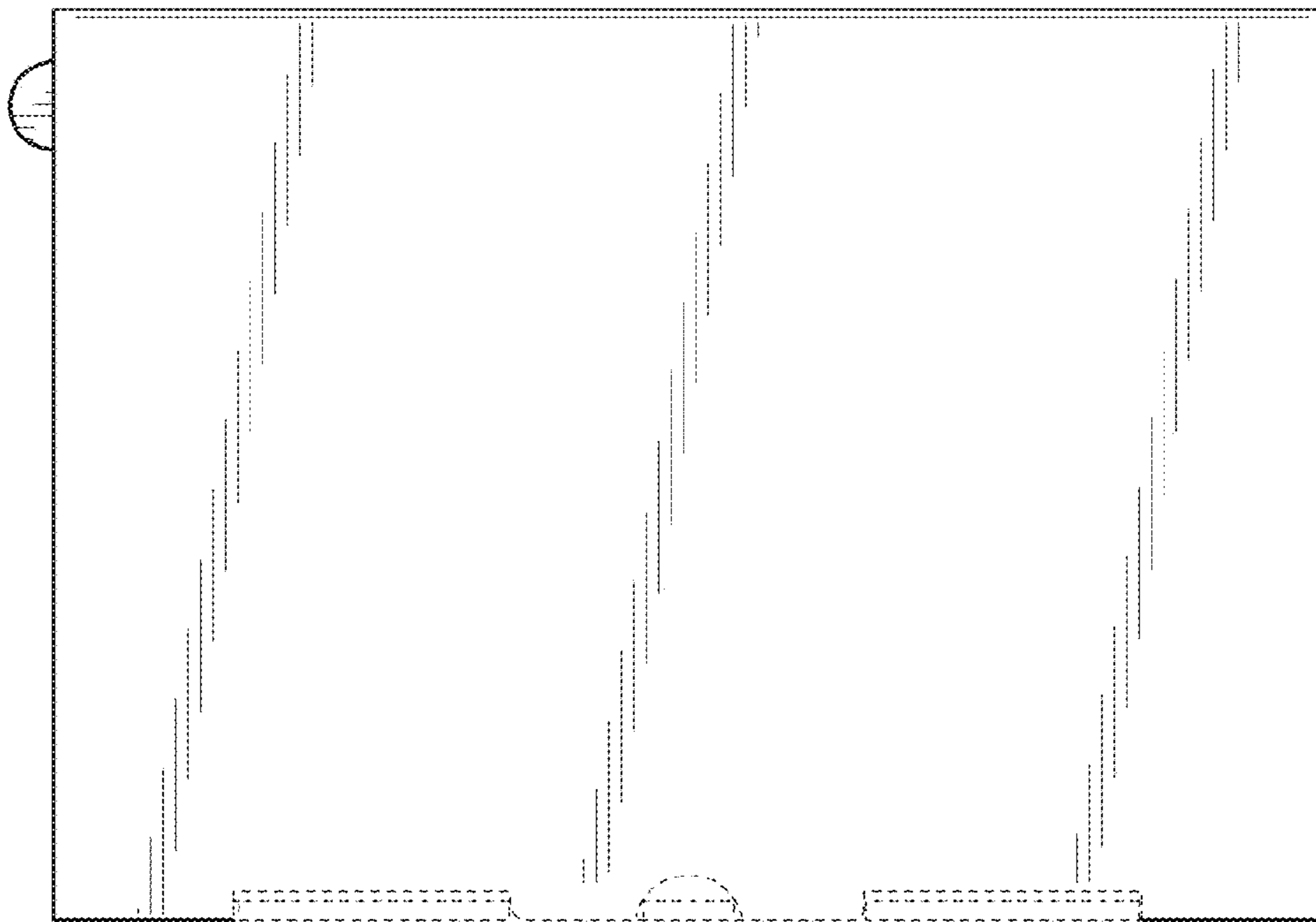


FIG. 8

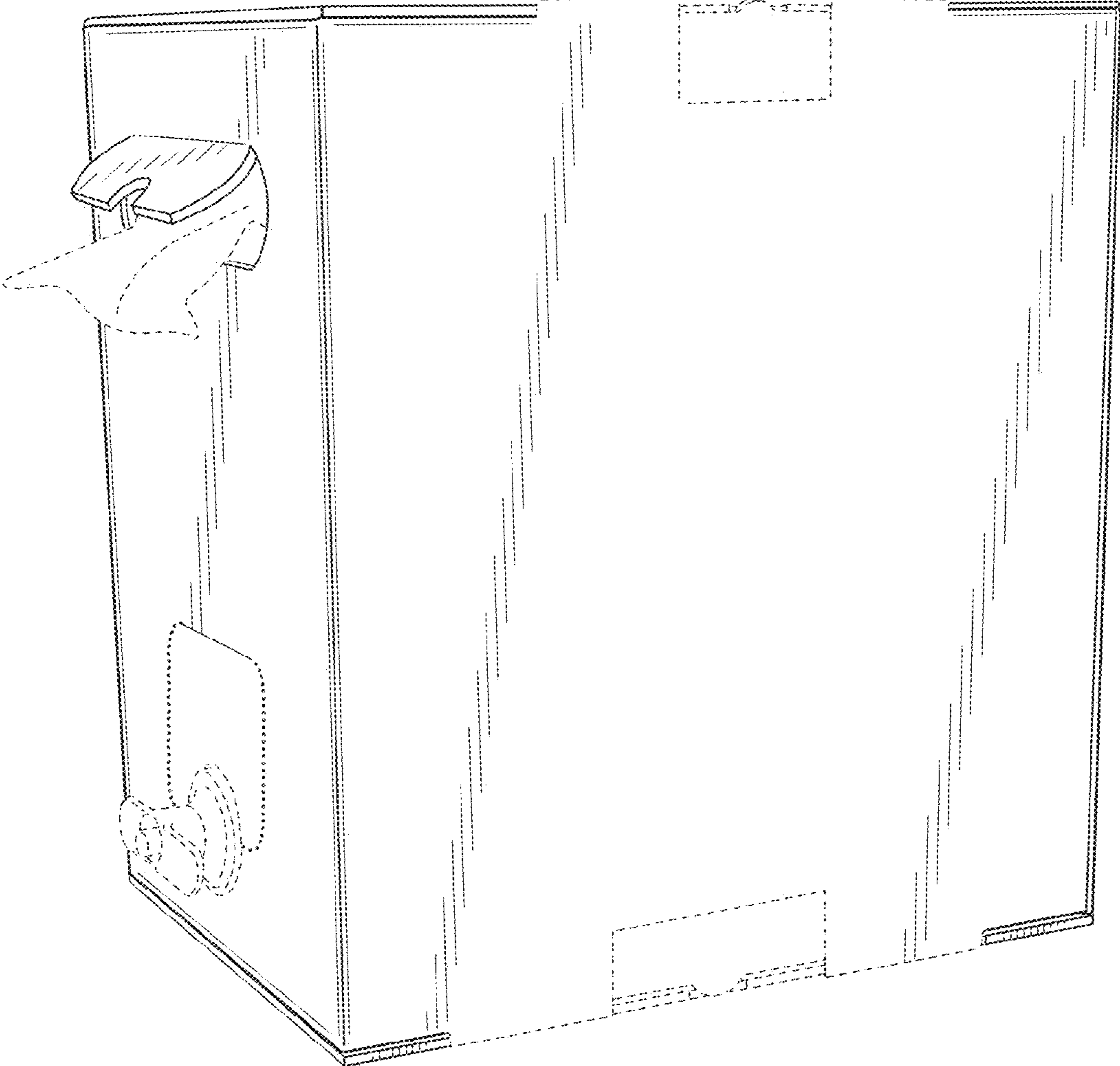


FIG. 9