



US00D684029S

(12) **United States Design Patent**
Krohmer et al.

(10) **Patent No.:** **US D684,029 S**
(45) **Date of Patent:** **** Jun. 11, 2013**

- (54) **STRAIGHT EDGE GUIDE**
- (75) Inventors: **Steve Donald Krohmer**, Coon Rapids, MN (US); **Daniel Patrick Banasik**, Eagan, MN (US)
- (73) Assignee: **Rockler Companies, Inc.**, Medina, MN (US)
- (**) Term: **14 Years**
- (21) Appl. No.: **29/402,323**
- (22) Filed: **Sep. 22, 2011**
- (51) **LOC (9) Cl.** **08-05**
- (52) **U.S. Cl.**
USPC **D8/70; D15/140**
- (58) **Field of Classification Search**
USPC D8/70; D15/133, 140; 83/468, 821, 83/829, 441.1, 761, 781, 745; 144/253.1, 144/287, 144.52, 144.1, 154.5, 371, 372; 269/303; 409/125; 104/307
See application file for complete search history.

- D298,040 S * 10/1988 Legler et al. D15/133
- D364,177 S * 11/1995 Lewis D15/138
- 5,740,847 A * 4/1998 Lakso 144/144.52
- D646,541 S * 10/2011 Andresen D8/70
- 2003/0233922 A1* 12/2003 Makropoulos 83/574
- 2003/0233926 A1* 12/2003 Makropoulos 83/829
- 2011/0271814 A1* 11/2011 Di Nicolantonio et al. 83/821

OTHER PUBLICATIONS

Website www.leevalley.com; Veritas Power Tool Guide—Lee Valley Tools, Jan. 29, 2010.

* cited by examiner

Primary Examiner — Antoine D Davis
(74) *Attorney, Agent, or Firm* — James L. Young; Westman, Champlin & Kelly, P.A.

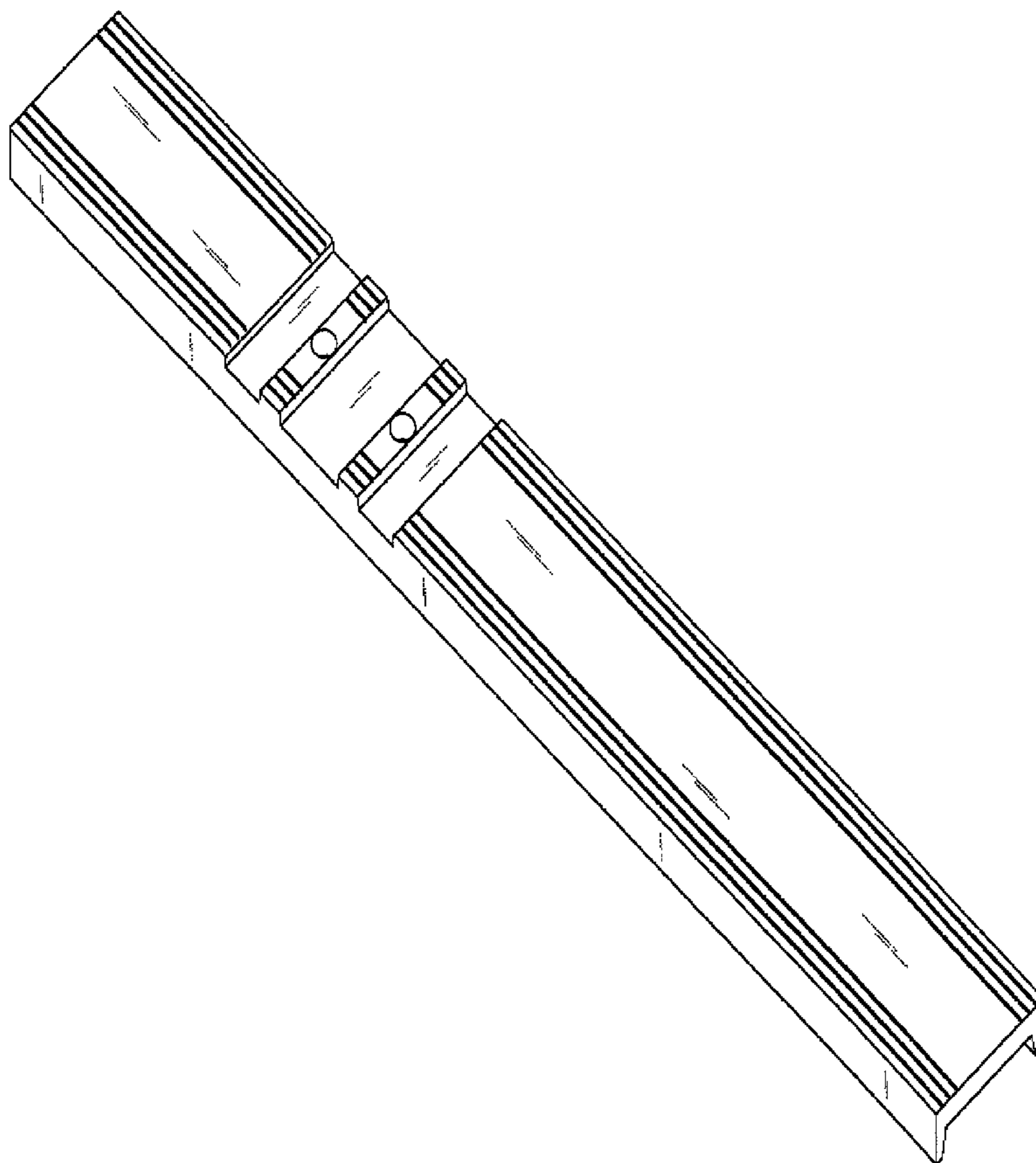
(57) **CLAIM**
The ornamental design for a straight edge guide, as shown and described.

DESCRIPTION

FIG. 1 is a perspective view of the straight edge guide.
FIG. 2 is a top plan thereof.
FIG. 3 is a bottom plan thereof.
FIG. 4 is a side plan thereof; and,
FIG. 5 is the end view thereof.

1 Claim, 3 Drawing Sheets

- (56) **References Cited**
U.S. PATENT DOCUMENTS
D255,903 S * 7/1980 Cable D15/139
4,693,158 A * 9/1987 Price 83/468



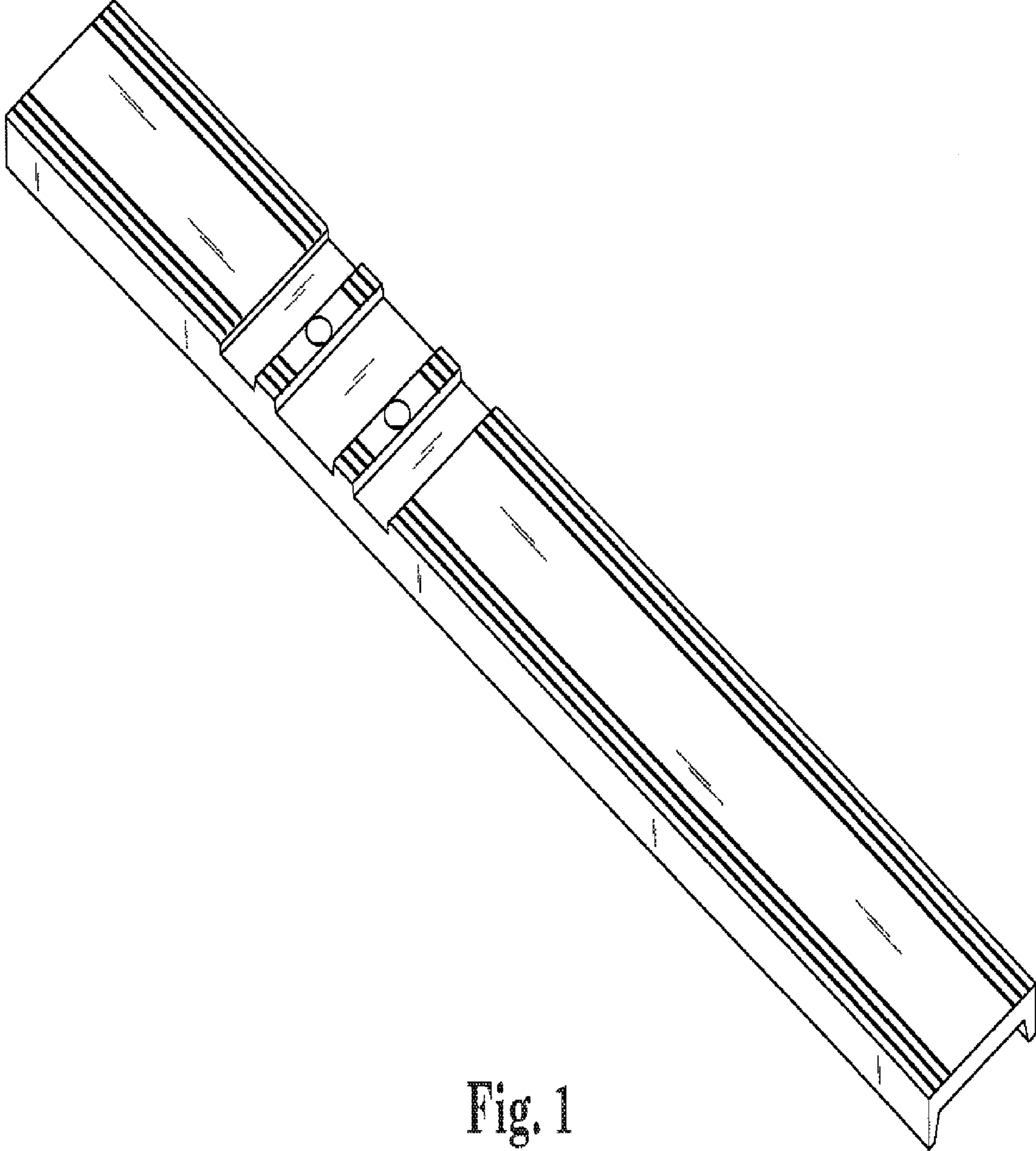


Fig. 1

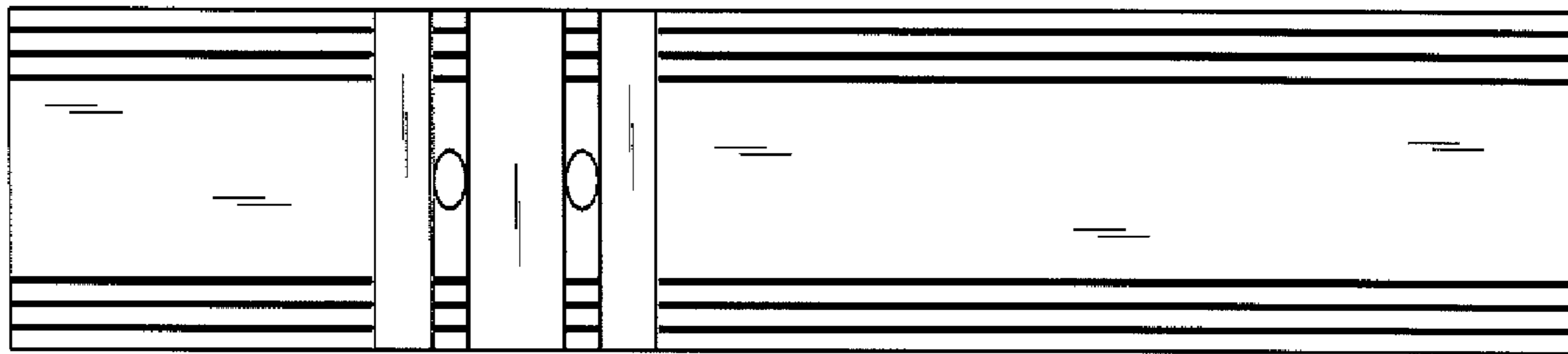


Fig. 2




Fig. 3



Fig. 4




Fig. 5