



US00D684023S

(12) **United States Design Patent**
Sikes

(10) **Patent No.:** **US D684,023 S**

(45) **Date of Patent:** **** Jun. 11, 2013**

- (54) **TREE ROOT BALL CONTAINER**
 - (76) Inventor: **George Sikes**, Brownwood, TX (US)
 - (**) Term: **14 Years**
 - (21) Appl. No.: **29/427,421**
 - (22) Filed: **Jul. 18, 2012**
 - (51) **LOC (9) Cl.** **08-01**
 - (52) **U.S. Cl.**
USPC **D8/1**
 - (58) **Field of Classification Search**
USPC D6/403-405, 556-558; D8/1; D11/143-156,
D11/164; D19/77, 80, 81, 84; D25/100;
D26/9-11, 16, 19; D34/1, 2, 4-6; D99/5,
D99/19; 47/17, 32.4, 32.5, 33, 39, 41.01,
47/41.1, 41.11-41.15, 44-47, 65, 65.5, 65.9,
47/66.1, 66.6, 66.7, 67-71
- See application file for complete search history.

5,103,588 A	4/1992	Reiger	
5,768,825 A	6/1998	Reiger	
D398,492 S *	9/1998	Weber	D8/1
D399,713 S *	10/1998	Allen et al.	D8/1
D413,495 S *	9/1999	Carter	D8/1
6,073,391 A	6/2000	Tort et al.	
D437,194 S *	2/2001	Rivas et al.	D8/1
6,202,348 B1	3/2001	Reiger	
D520,307 S	5/2006	Tort et al.	
2011/0000130 A1 *	1/2011	Miller	47/65.5
2011/0179707 A1 *	7/2011	Woelfel	47/65.5

* cited by examiner

Primary Examiner — Garth Rademaker

(74) *Attorney, Agent, or Firm* — Harper Washam LLP; Scott L. Harper

(57) **CLAIM**

The ornamental design for a tree root ball container, as shown and described.

DESCRIPTION

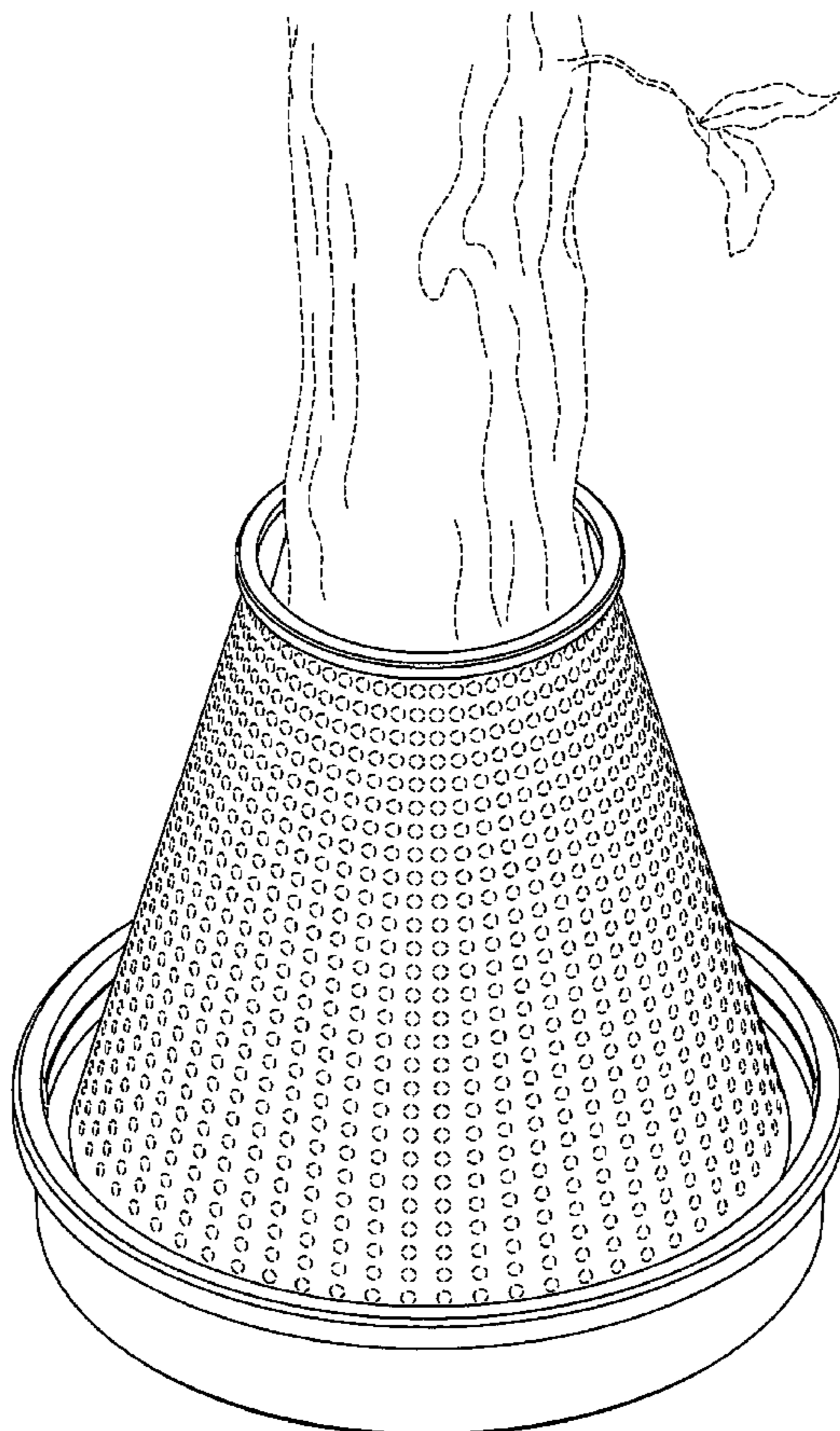
FIG. 1 is a perspective view of a tree root ball container showing the present invention;
 FIG. 2 is a front elevational view thereof;
 FIG. 3 is a top plan view thereof;
 FIG. 4 is a bottom plan view thereof; and,
 FIG. 5 is an exploded, perspective view thereof.
 The broken lines depict environmental subject matter only and form no part of the claimed design.

1 Claim, 5 Drawing Sheets

(56) **References Cited**

U.S. PATENT DOCUMENTS

44,131 A *	9/1864	Whitlock	47/32.4
602,941 A *	4/1898	Harvey	47/32.4
770,461 A *	9/1904	Haggerty	47/32.4
4,574,522 A	3/1986	Reiger et al.	
4,888,914 A	12/1989	Reiger	



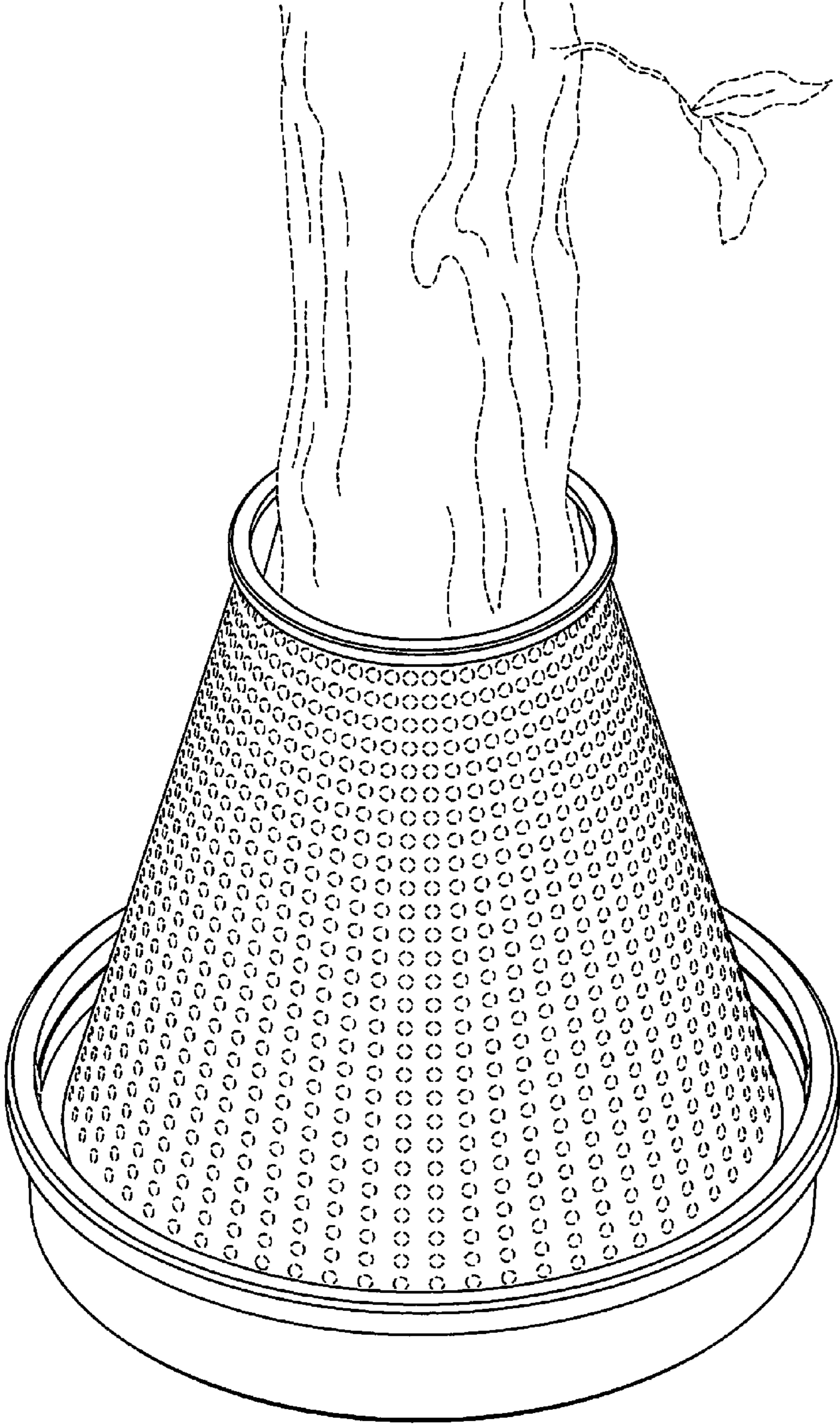


FIG. 1

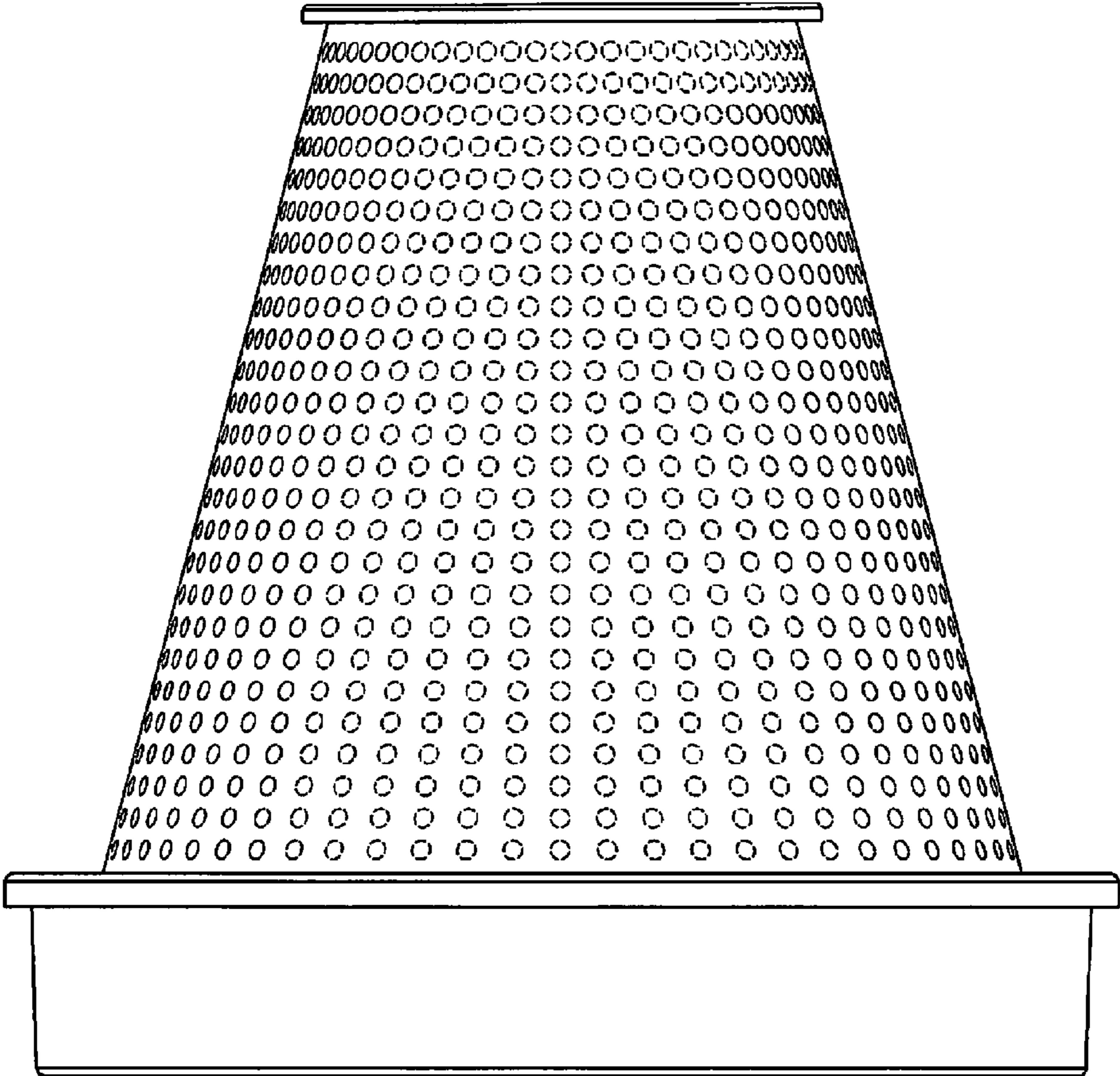


FIG. 2

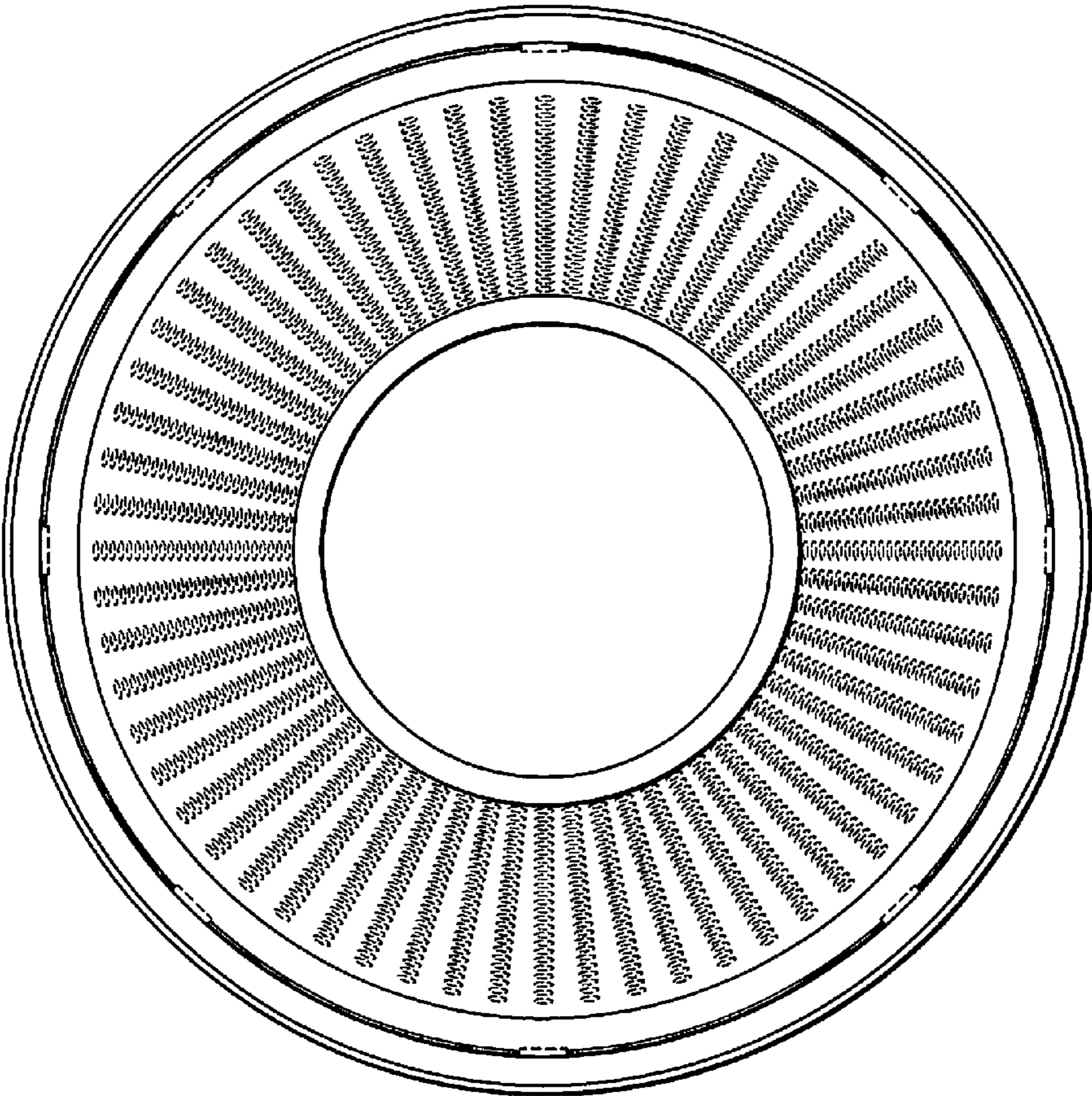


FIG. 3

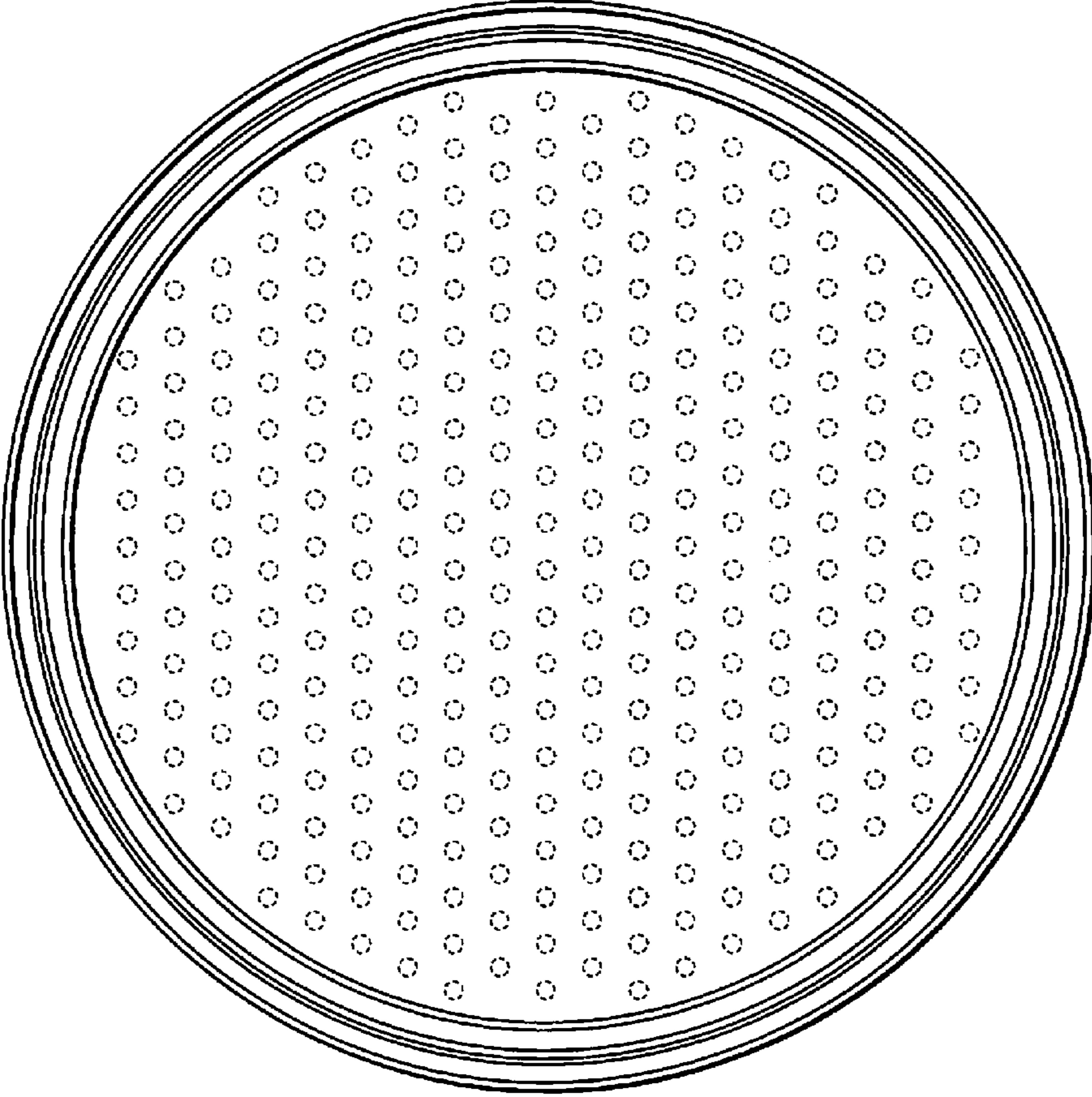


FIG. 4

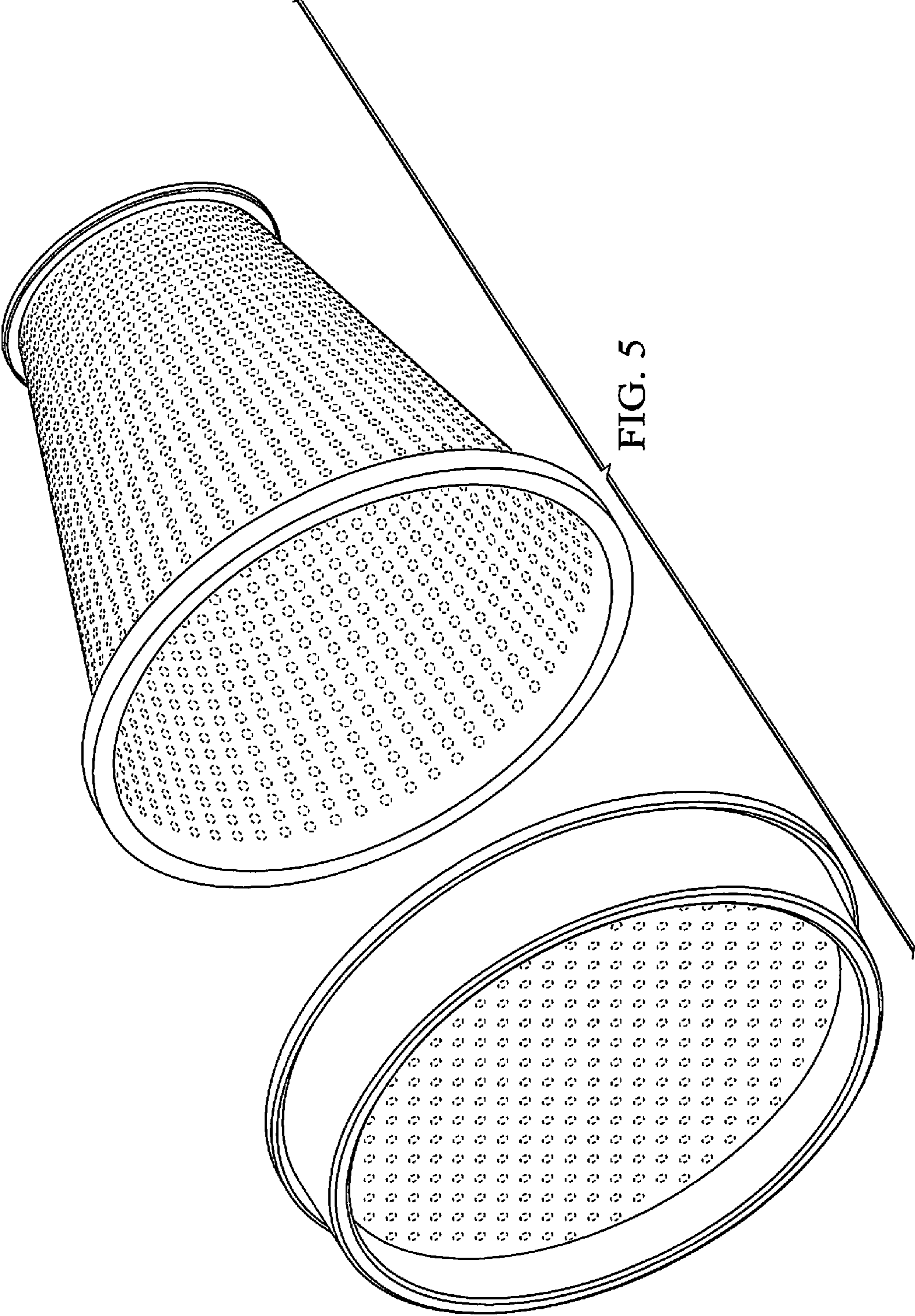


FIG. 5