



US00D684012S

(12) **United States Design Patent**
Chan et al.

(10) **Patent No.:** **US D684,012 S**
(45) **Date of Patent:** **** Jun. 11, 2013**

- (54) **RECTANGULAR VESSEL WITH A SADDLE SHAPED RIM**
- (71) Applicant: **Meyer Intellectual Properties Limited**,
Kowloon (HK)
- (72) Inventors: **Sung Fun Chan**, Tsuen Wan (HK);
Mary Elizabeth Stutz, Benecia, CA
(US); **Margaret Tree Woolf**, Petaluma,
CA (US)
- (73) Assignee: **Meyer Intellectual Properties Limited**
(VG)

- (**) Term: **14 Years**
- (21) Appl. No.: **29/441,913**
- (22) Filed: **Jan. 10, 2013**

Related U.S. Application Data

- (62) Division of application No. 29/382,554, filed on Jan. 5,
2011, now Pat. No. Des. 677,991.
 - (51) **LOC (9) Cl.** **07-01**
 - (52) **U.S. Cl.**
USPC **D7/548**
 - (58) **Field of Classification Search**
USPC D7/541, 538, 629, 601, 543, 554.3,
D7/548, 360, 701-708; D9/414, 761; 29/527.1;
220/574, 575
- See application file for complete search history.

(56) **References Cited**

U.S. PATENT DOCUMENTS

D251,169	S	*	2/1979	Ono	D7/584
D285,396	S	*	9/1986	Odate	D6/536
D483,617	S	*	12/2003	Watson	D7/545
D549,042	S	*	8/2007	Vals	D7/359
D569,690	S	*	5/2008	Schosser	D7/570
D606,176	S	*	12/2009	Urquiola	D23/293.1
D607,280	S	*	1/2010	Kellermann et al.	D7/548
D607,689	S	*	1/2010	Hart et al.	D7/360
D611,305	S	*	3/2010	Hart et al.	D7/545
D618,022	S	*	6/2010	Joshua	D6/536
D644,490	S	*	9/2011	Shah	D7/542
D645,307	S	*	9/2011	Shamoon	D7/545

* cited by examiner

Primary Examiner — Cynthia Underwood
(74) *Attorney, Agent, or Firm* — Edward S. Sherman

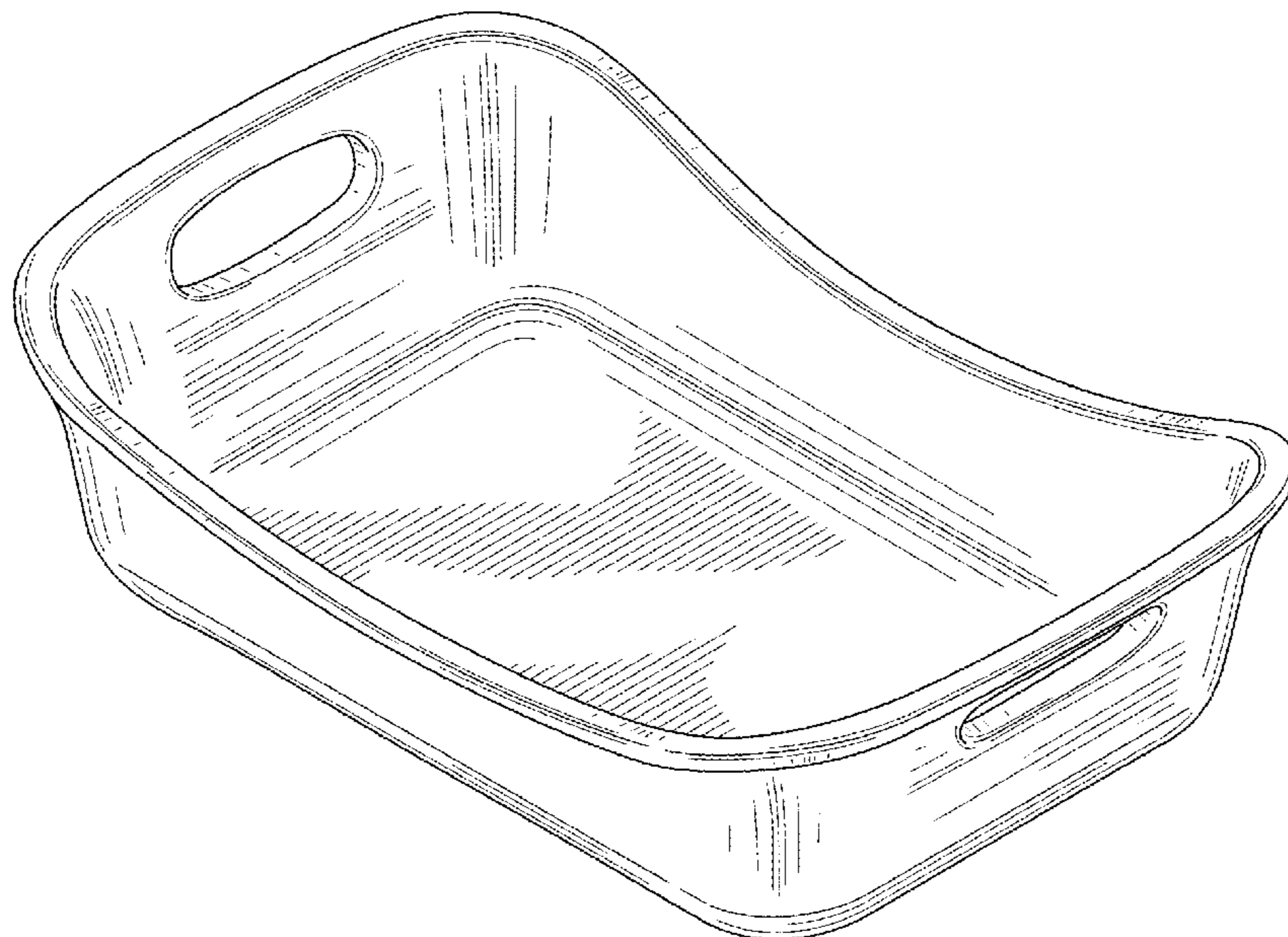
(57) **CLAIM**

The ornamental design for a “rectangular vessel with a saddled shaped rim,” as shown and described.

DESCRIPTION

FIG. 1 is a perspective view of the “rectangular vessel with a saddled shaped rim”, showing our new design;
FIG. 2 is a top plan view thereof;
FIG. 3 is a front elevation view, the rear elevation view being the mirror image thereof;
FIG. 4 is a right side elevation view, the left side elevation view being the mirror image thereof; and,
FIG. 5 is a bottom plan view thereof.
The region within the broken line in FIG. 5 forms no part of the claimed design.

1 Claim, 3 Drawing Sheets



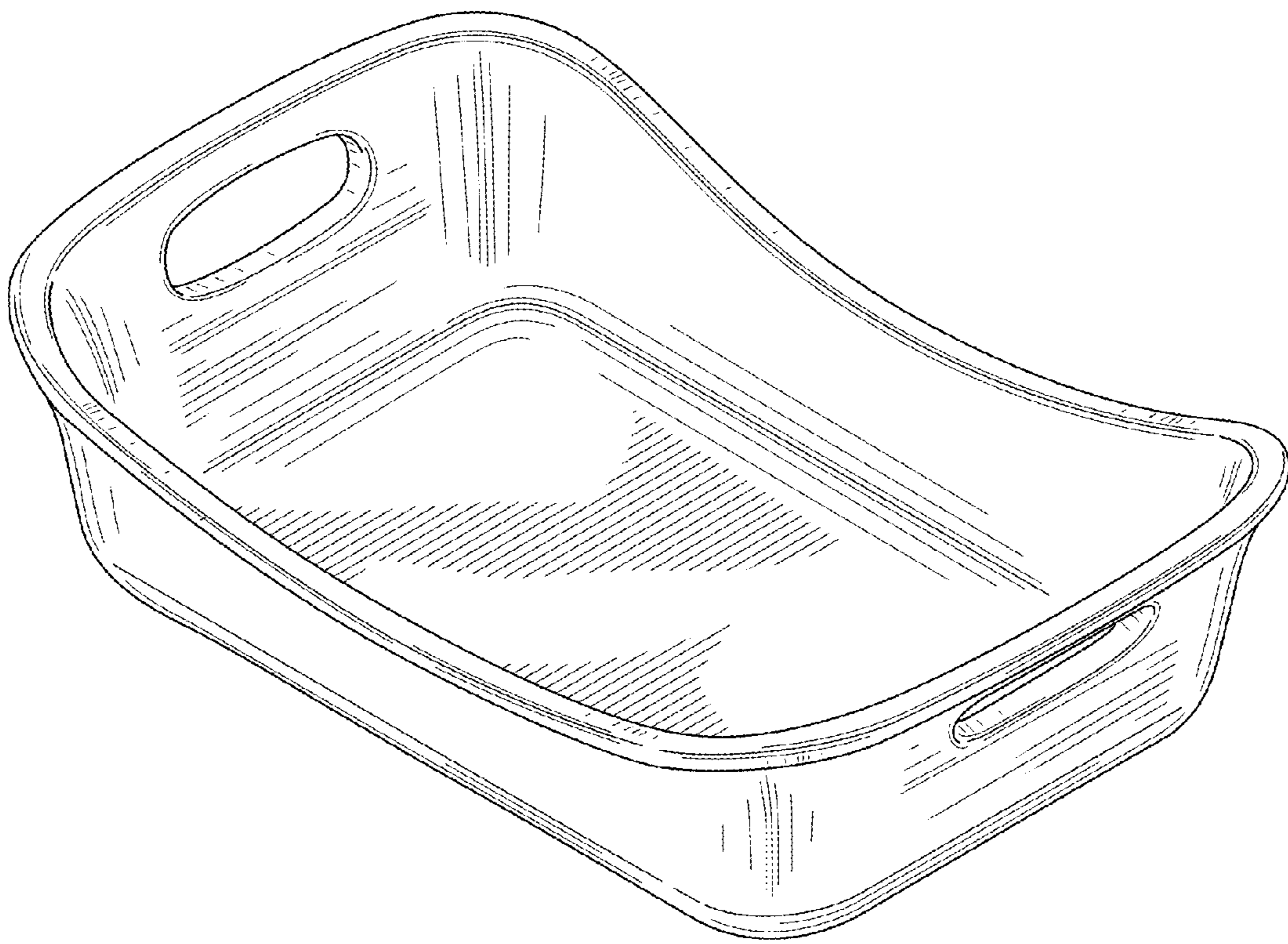


FIG. 1

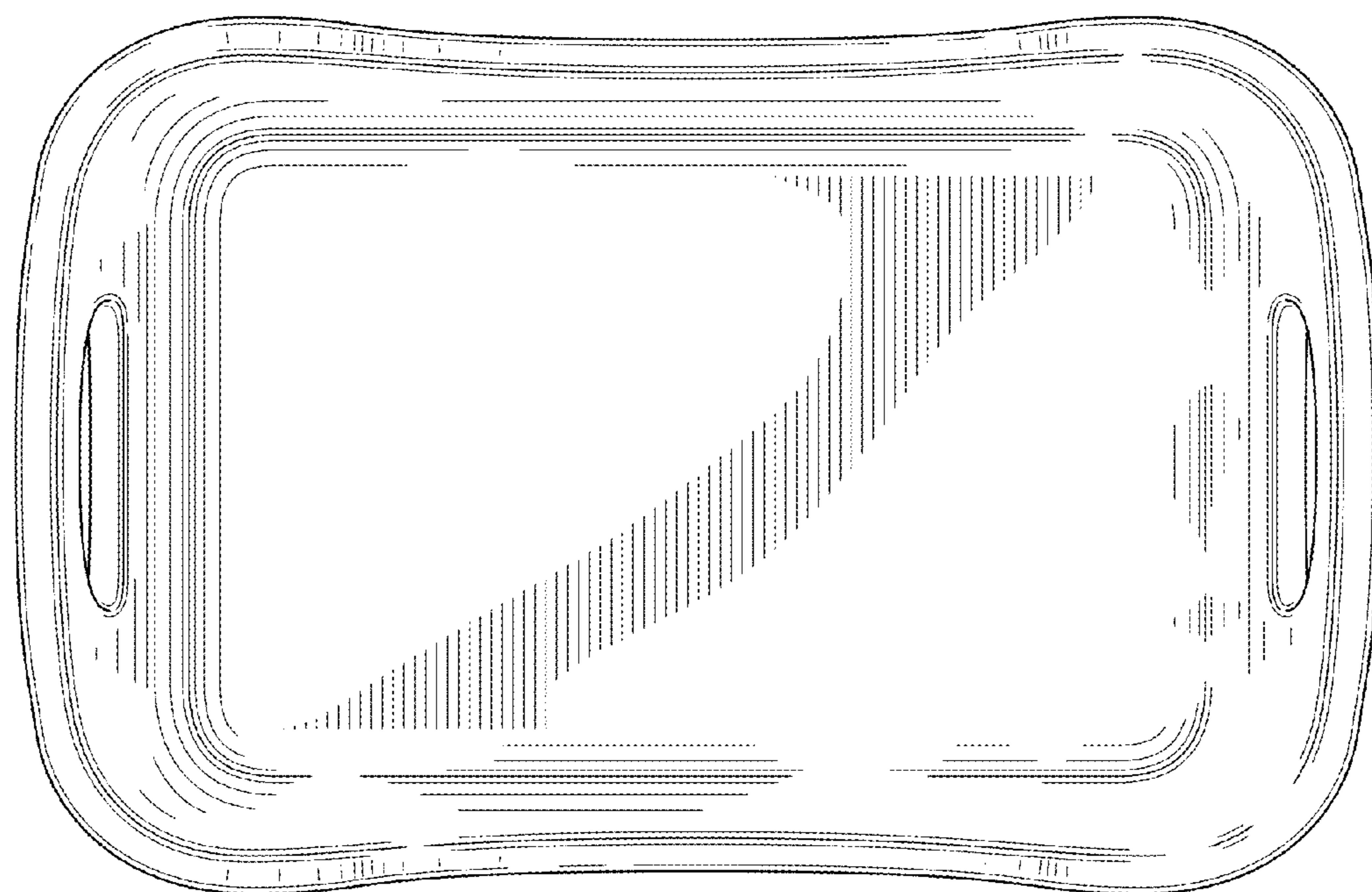


FIG. 2

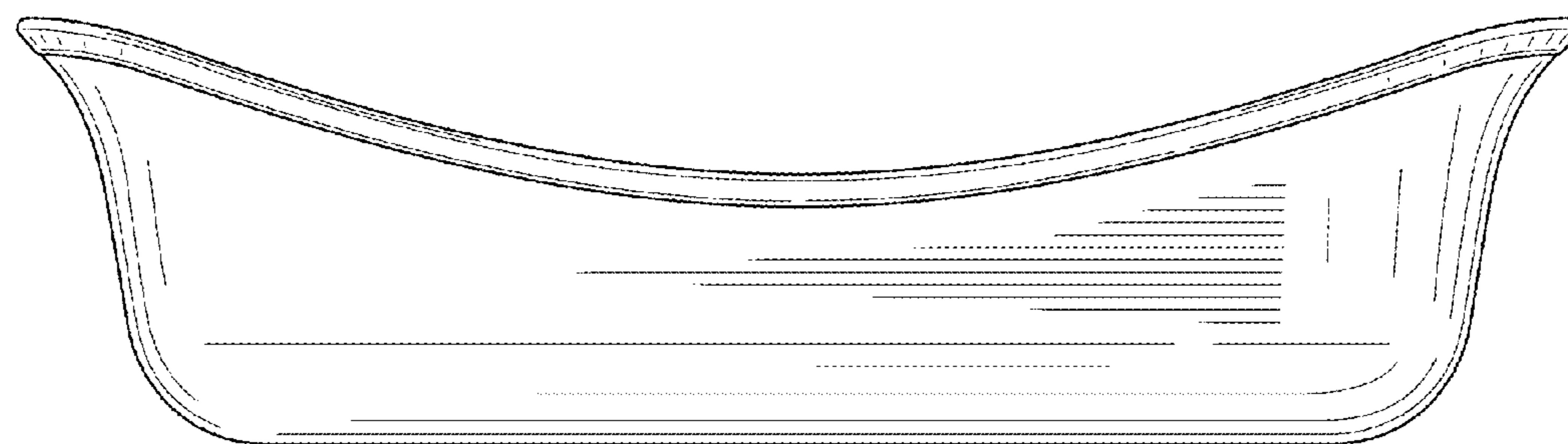


FIG. 3

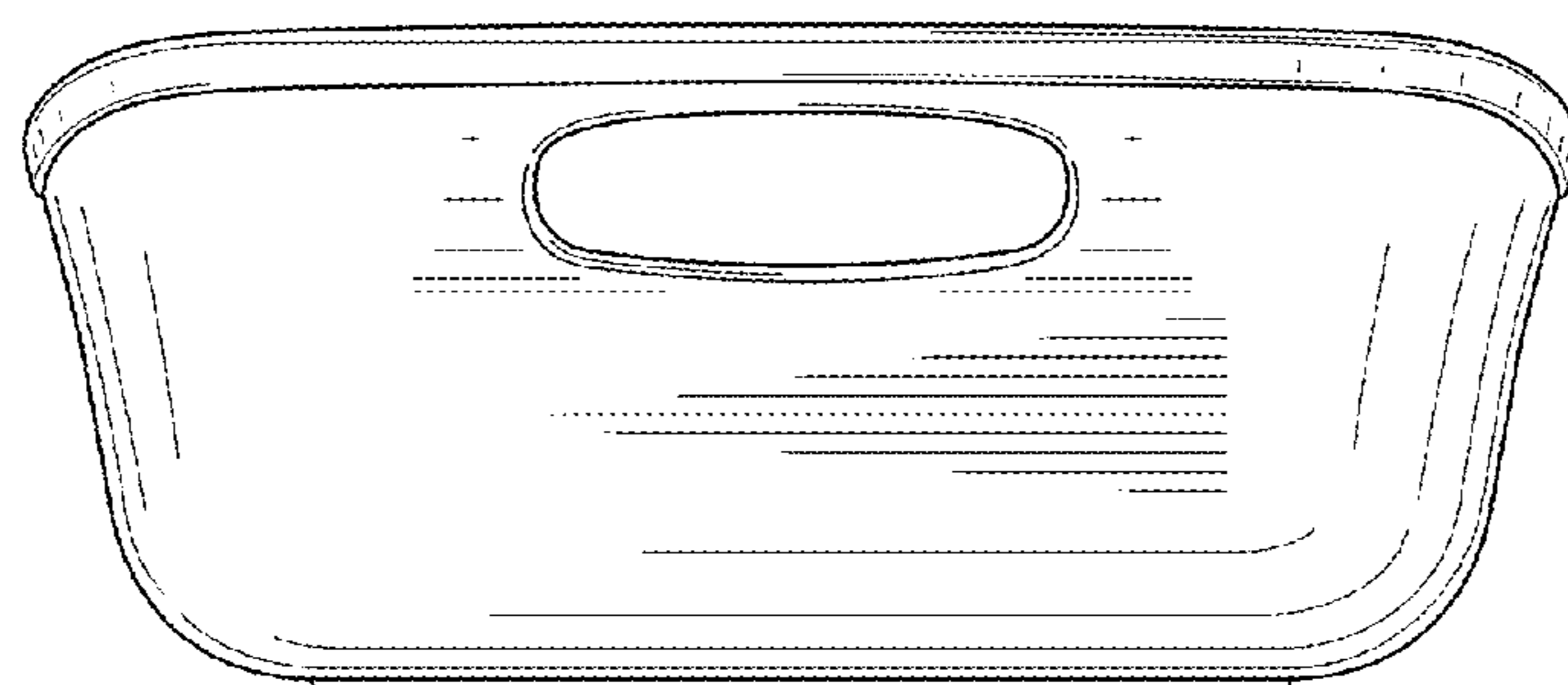


FIG. 4




FIG. 5