



US00D683991S

(12) **United States Design Patent**
Smith

(10) **Patent No.:** **US D683,991 S**

(45) **Date of Patent:** **** Jun. 11, 2013**

(54) **TASSEL**
(76) **Inventor:** **Rebecca Y. Smith**, Chagrin Falls, OH
(US)

(**) **Term:** **14 Years**

(21) **Appl. No.:** **29/395,588**

(22) **Filed:** **Feb. 24, 2012**

(51) **LOC (9) Cl.** **06-10**

(52) **U.S. Cl.**
USPC **D6/581**

(58) **Field of Classification Search**
USPC D6/580, 581; D3/208; 24/715.5; D8/33,
D8/34, 38, 40, 42, 43; 81/3.36, 3.37, 3.48,
81/3.49; D2/865, 866, 872, 873, 875, 876,
D2/882, 884

See application file for complete search history.

(56) **References Cited**

U.S. PATENT DOCUMENTS

| | | | | |
|-------------|---------|-----------|-------|----------|
| D1,604 S | 5/1862 | Kelty | | D6/581 |
| D25,375 S | 4/1896 | Beck | | D2/865 |
| D29,783 S | 12/1898 | Whitehead | | D11/100 |
| 1,043,152 A | 11/1912 | Seely | | 2/200.3 |
| D75,153 S | 5/1928 | Davis | | D2/869 |
| 1,775,185 A | 9/1930 | Aldrich | | 2/171.01 |
| 1,974,667 A | 9/1934 | Solinger | | 401/52 |

| | | | | |
|---------------|---------|-----------|-------|----------|
| 2,762,056 A * | 9/1956 | Glagovsky | | 24/715.5 |
| 3,519,568 A | 7/1970 | Needleman | | 252/93 |
| D283,990 S | 5/1986 | Davidson | | D11/97 |
| 5,338,586 A | 8/1994 | Chalfin | | 428/28 |
| D350,645 S * | 9/1994 | Bagnall | | D3/208 |
| 5,433,981 A | 7/1995 | Chalfin | | 428/28 |
| 6,066,371 A | 5/2000 | Zehetner | | 428/28 |
| D435,330 S | 12/2000 | Soergel | | D2/866 |
| D530,133 S * | 10/2006 | Wilkins | | D6/581 |
| D639,674 S | 6/2011 | Bowman | | D9/632 |

* cited by examiner

Primary Examiner — Susan Bennett Hattan

(74) *Attorney, Agent, or Firm* — David A. Burge

(57) **CLAIM**


I claim the ornamental design for tassel, as shown and described.

DESCRIPTION

FIG. 1 is a front view;
FIG. 2 is a rear view thereof;
FIG. 3 is a left side view thereof;
FIG. 4 is a right side view thereof;
FIG. 5 is a top view thereof; and,
FIG. 6 is a bottom view depicted by broken lines inasmuch as no claim is made to any component of the bottom view.

The broken away symbols in the drawings indicate the appearance of any portion of the article between the break lines forms no part of the claimed design.

1 Claim, 2 Drawing Sheets






FIG. 1

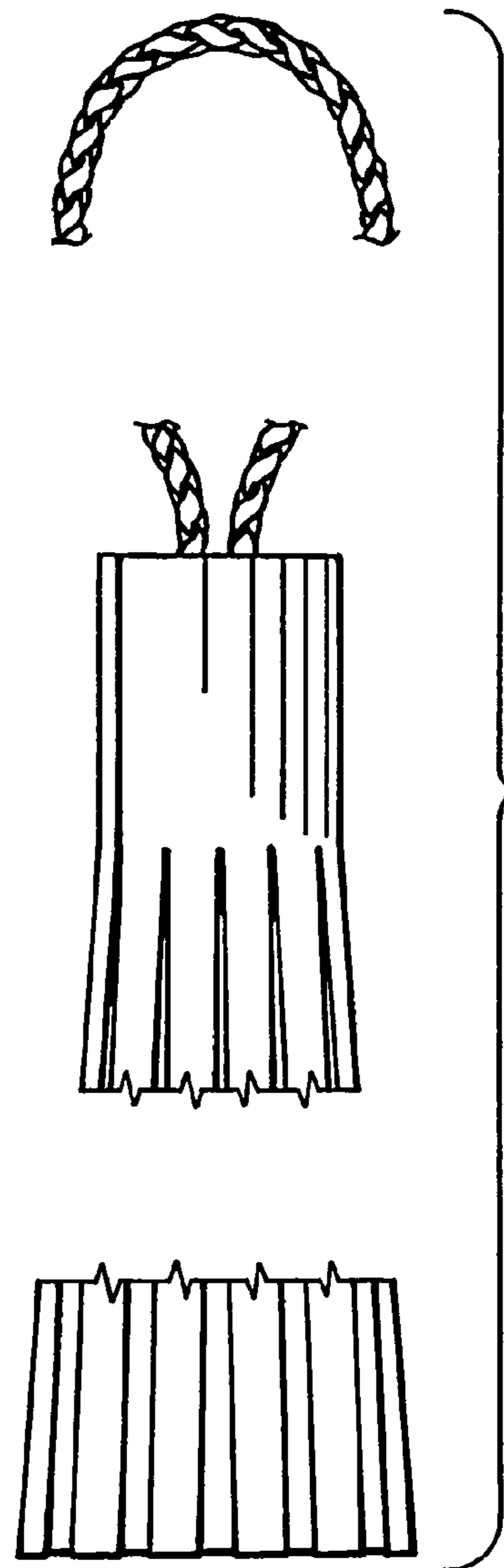


FIG. 2




FIG. 3




FIG. 4




FIG. 5




FIG. 6