



US00D683989S

(12) **United States Design Patent**  
**Jin**

(10) **Patent No.:** **US D683,989 S**

(45) **Date of Patent:** **\*\* Jun. 11, 2013**

(54) **DISPENSER**

(75) Inventor: **Changsoo Jin**, Seoul (KR)

(73) Assignee: **SHAPL**, Seoul (KR)

(\*\*) Term: **14 Years**

(21) Appl. No.: **29/430,461**

(22) Filed: **Aug. 25, 2012**

(30) **Foreign Application Priority Data**

Mar. 12, 2012 (KR) ..... 30-2012-0011587

(51) **LOC (9) Cl.** ..... **23-02**

(52) **U.S. Cl.**  
USPC ..... **D6/545**

(58) **Field of Classification Search**  
USPC .... D6/542-545; 221/208, 282, 283; 222/105,  
222/173, 180, 181.1, 181.2, 181.3; 211/87.01

See application file for complete search history.

(56) **References Cited**

U.S. PATENT DOCUMENTS

D340,605	S	*	10/1993	Feigenbaum	.....	D6/545
5,566,842	A	*	10/1996	Dennis	.....	211/87.01
D458,788	S	*	6/2002	Real	.....	D6/545
D612,649	S	*	3/2010	Pattberg	.....	D6/545
D623,880	S	*	9/2010	White	.....	D6/545
D639,591	S	*	6/2011	Wallace	.....	D6/545
D662,744	S	*	7/2012	Memory et al.	.....	D6/545

\* cited by examiner

*Primary Examiner* — Brian N Vinson

(74) *Attorney, Agent, or Firm* — MAXON IP LLC.; Justin H. Kim

(57) **CLAIM**

The ornamental design for dispenser, as shown.

**DESCRIPTION**

FIG. 1 is a perspective view;  
FIG. 2 is a front view thereof;  
FIG. 3 is a rear view thereof;  
FIG. 4 is a left side view thereof;  
FIG. 5 is a right side view thereof;  
FIG. 6 is a top view thereof; and,  
FIG. 7 is a bottom view thereof.

**1 Claim, 6 Drawing Sheets**

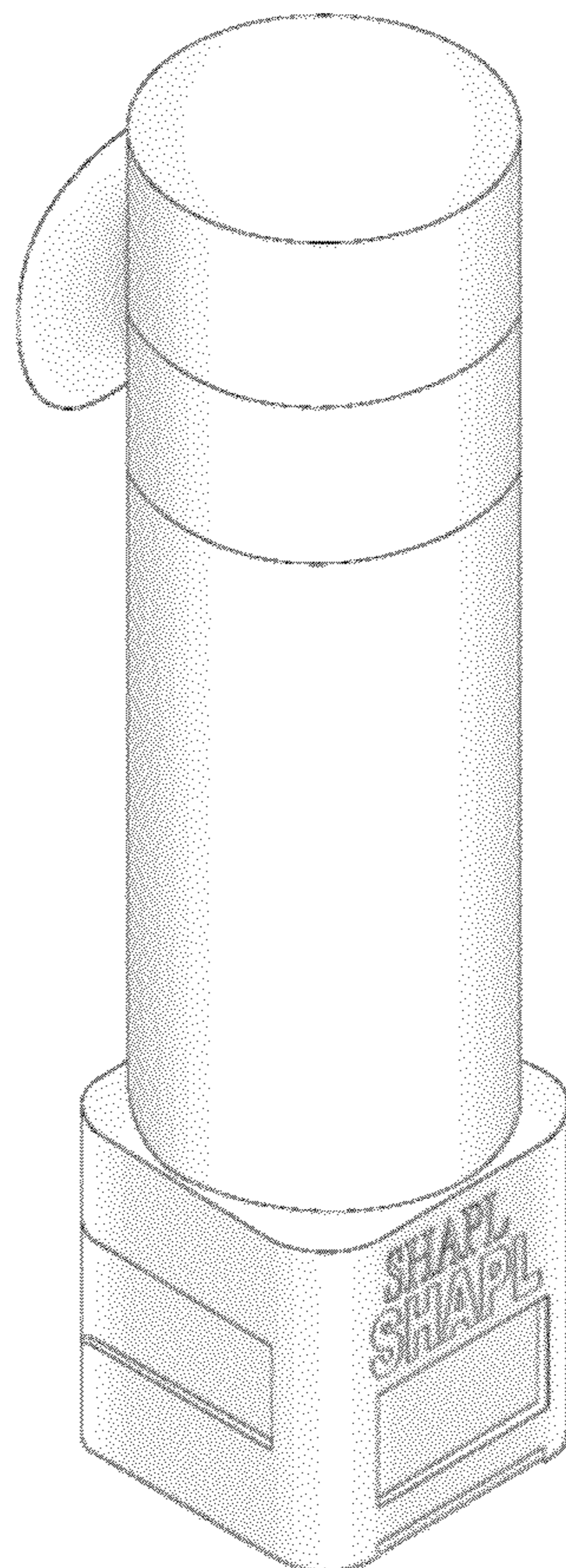


FIG. 1

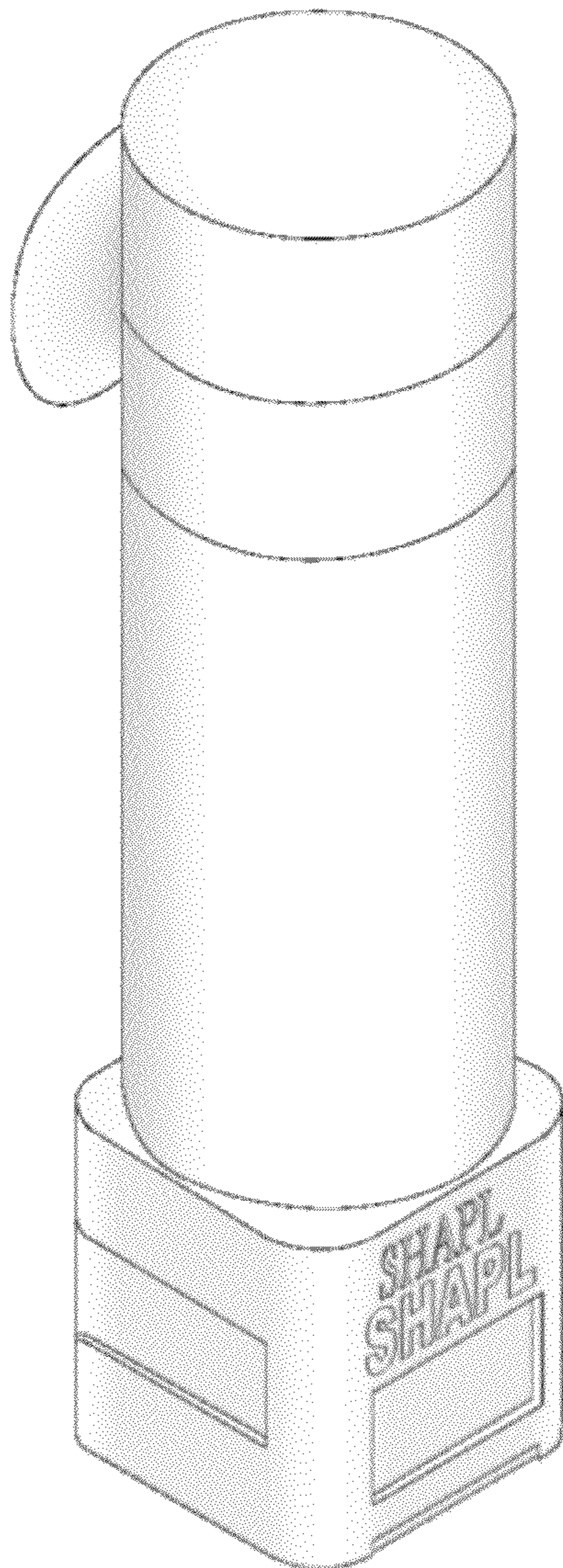


FIG. 2




FIG. 3




FIG. 4




FIG. 5




FIG. 6

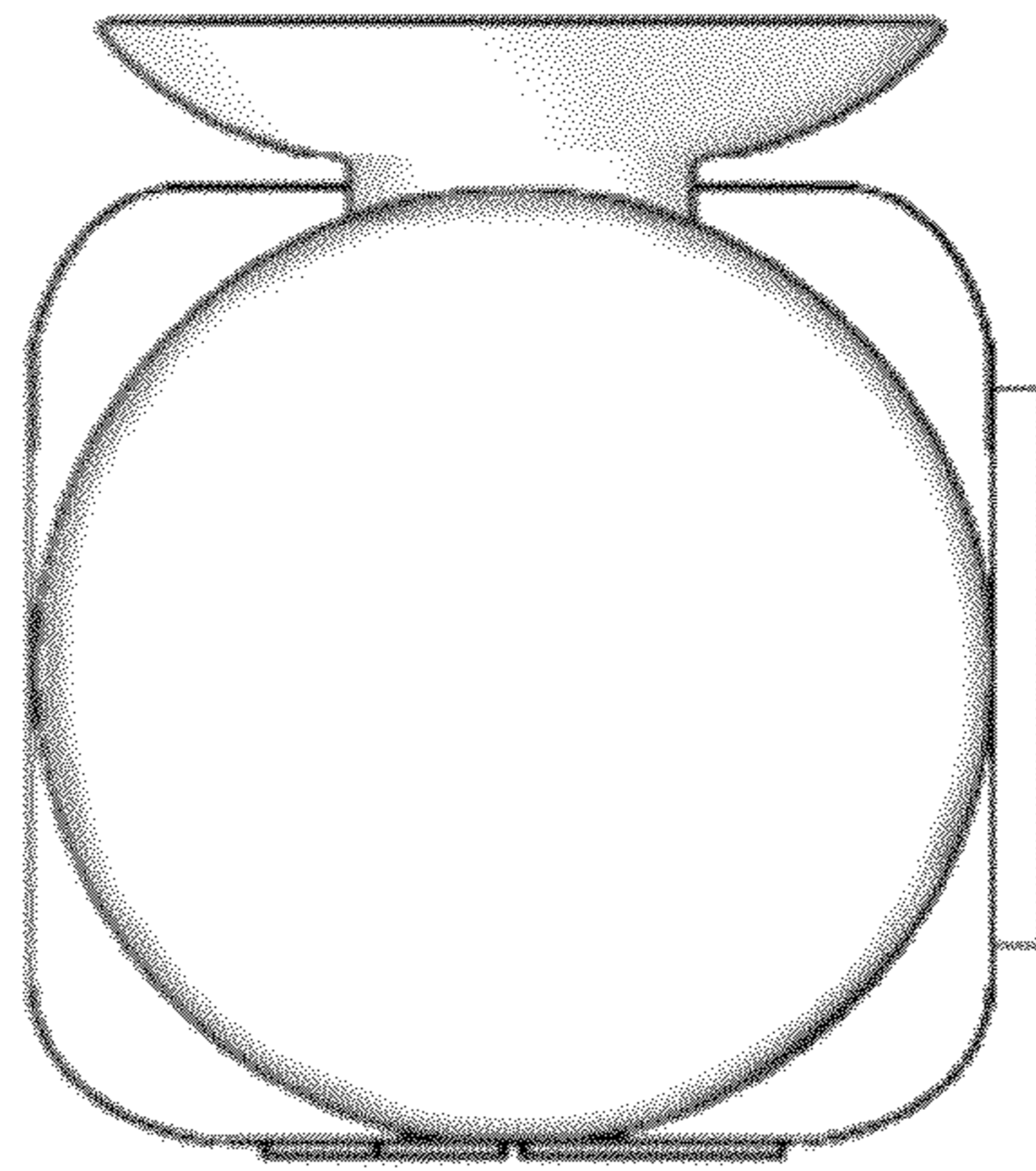


FIG. 7

