



US00D683973S

(12) **United States Design Patent**  
**Pitts Brown**

(10) **Patent No.:** **US D683,973 S**  
(45) **Date of Patent:** **\*\* Jun. 11, 2013**

(54) **CARD, PHOTO OR PHOTOCARD HOLDER**

(76) Inventor: **Tori R. Pitts Brown**, Frisco, TX (US)

(\*\*) Term: **14 Years**

(21) Appl. No.: **29/383,318**

(22) Filed: **Jan. 14, 2011**

(51) **LOC (9) Cl.** ..... **06-07**

(52) **U.S. Cl.**

USPC ..... **D6/310**

(58) **Field of Classification Search**

USPC ..... D6/301, 300, 312, 311, 449, 468,  
D6/466, 304, 308; 211/41.7; 248/459, 460,  
248/441.1, 445, 450, 463, 465; D19/91;  
D14/447; 40/400, 700, 711

See application file for complete search history.

(56) **References Cited**

**U.S. PATENT DOCUMENTS**

1,399,507	A *	12/1921	Mills, Jr. ....	248/459
1,666,400	A *	4/1928	Rose .....	248/459
3,282,437	A *	11/1966	Hansen .....	211/41.7
D227,326	S *	6/1973	Venuta .....	D6/310
D249,953	S *	10/1978	Drake .....	D19/91
D256,203	S *	8/1980	Brothers .....	D6/304
D291,628	S *	9/1987	Poltere .....	D6/310
D324,300	S *	3/1992	Yasuhara et al. ....	D6/634
D334,479	S *	4/1993	Glick .....	D6/310
5,388,798	A *	2/1995	Glick .....	248/459
D361,450	S *	8/1995	Weatherby .....	D6/466
D394,160	S *	5/1998	Yarbrough .....	D6/310
5,868,373	A *	2/1999	Duff .....	248/459
D470,149	S *	2/2003	West .....	D14/447
D482,904	S *	12/2003	Slaymaker .....	D6/466
D596,875	S *	7/2009	Small et al. ....	D6/466
D605,875	S *	12/2009	Buzzard et al. ....	D6/466
D627,990	S *	11/2010	Shea .....	D6/468
D643,223	S *	8/2011	Harding .....	D6/310
D643,635	S *	8/2011	Harding .....	D6/310
D647,326	S *	10/2011	Kellett .....	D6/449

\* cited by examiner

*Primary Examiner* — Susan E Krakower

*Assistant Examiner* — Sydney Buffalow

(74) *Attorney, Agent, or Firm* — Bell Nunnaly & Martin LLP; Craig J. Cox

(57) **CLAIM**

The ornamental design for a card, photo, or photocard holder, as shown and described.

**DESCRIPTION**

FIG. 1 is a front view of a first embodiment of a card, photo or photocard holder which embodies the design and illustrates the designs intended use;

FIG. 2 is a front view of the first embodiment shown in FIG. 1;

FIG. 3 is a back view of the first embodiment shown in FIG. 1;

FIG. 4 is a right side view of the first embodiment shown in FIG. 1, the left side view thereof being a mirror image of the right side view;

FIG. 5 is a top view of the first embodiment shown in FIG. 1;

FIG. 6 is a bottom view of the first embodiment shown in FIG. 1;

FIG. 7 is a front view of a second embodiment of a card, photo or photocard holder with a generic decorative element which embodies the design and illustrates the designs intended use; FIG. 8 is a front view of the second embodiment shown in FIG. 7;

FIG. 9 is a back view of the second embodiment shown in FIG. 7;


FIG. 10 is a right side view of the second embodiment shown in FIG. 7, the left side view thereof being a mirror image of the right side view;

FIG. 11 is a top view of the second embodiment shown in FIG. 7; and,

FIG. 12 is a bottom view of the second embodiment shown in FIG. 7.

In all figures, elements shown in broken lines are for illustrative purposes only and form no part of the claimed subject matter.

**1 Claim, 2 Drawing Sheets**






FIG. 1

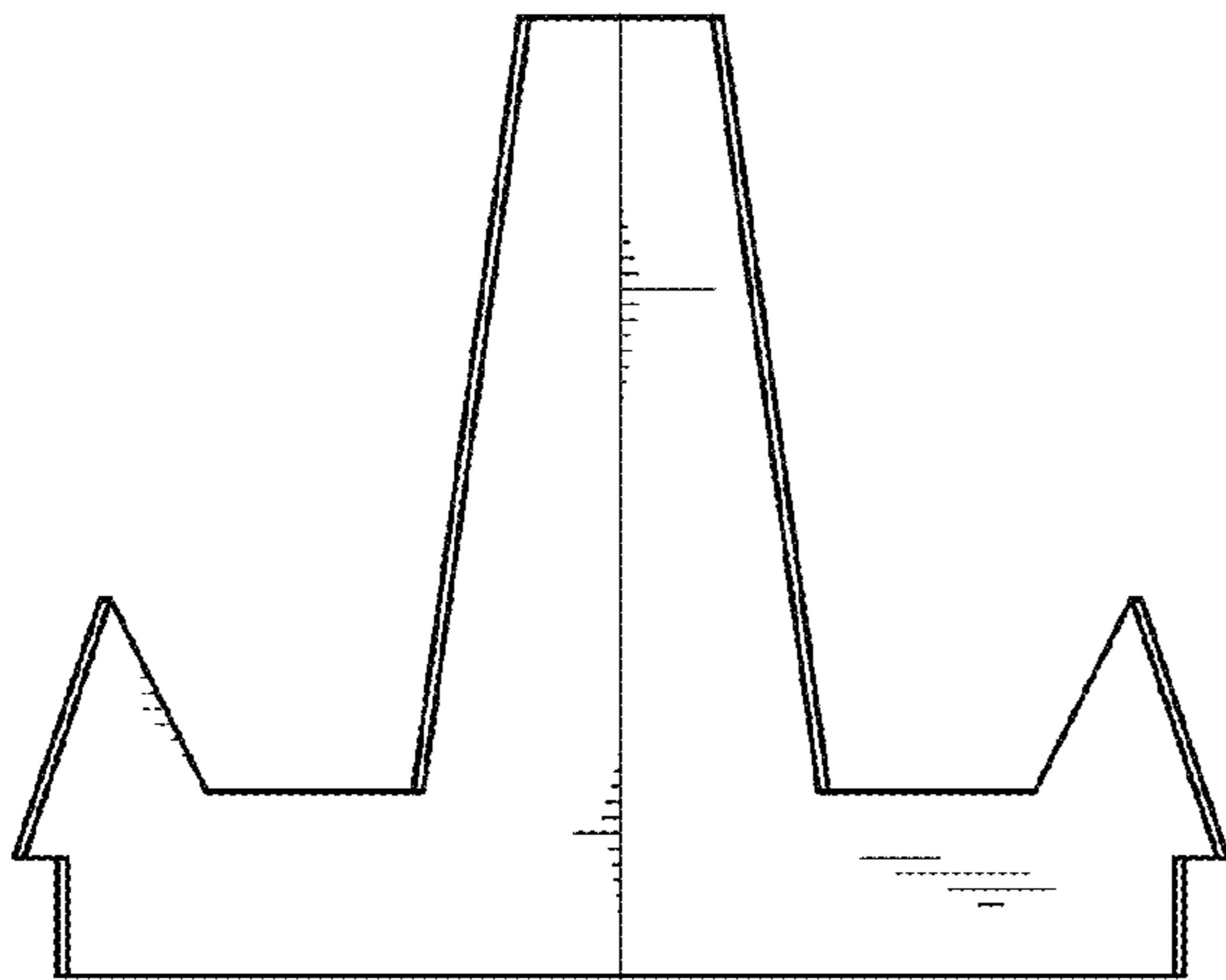


FIG. 2

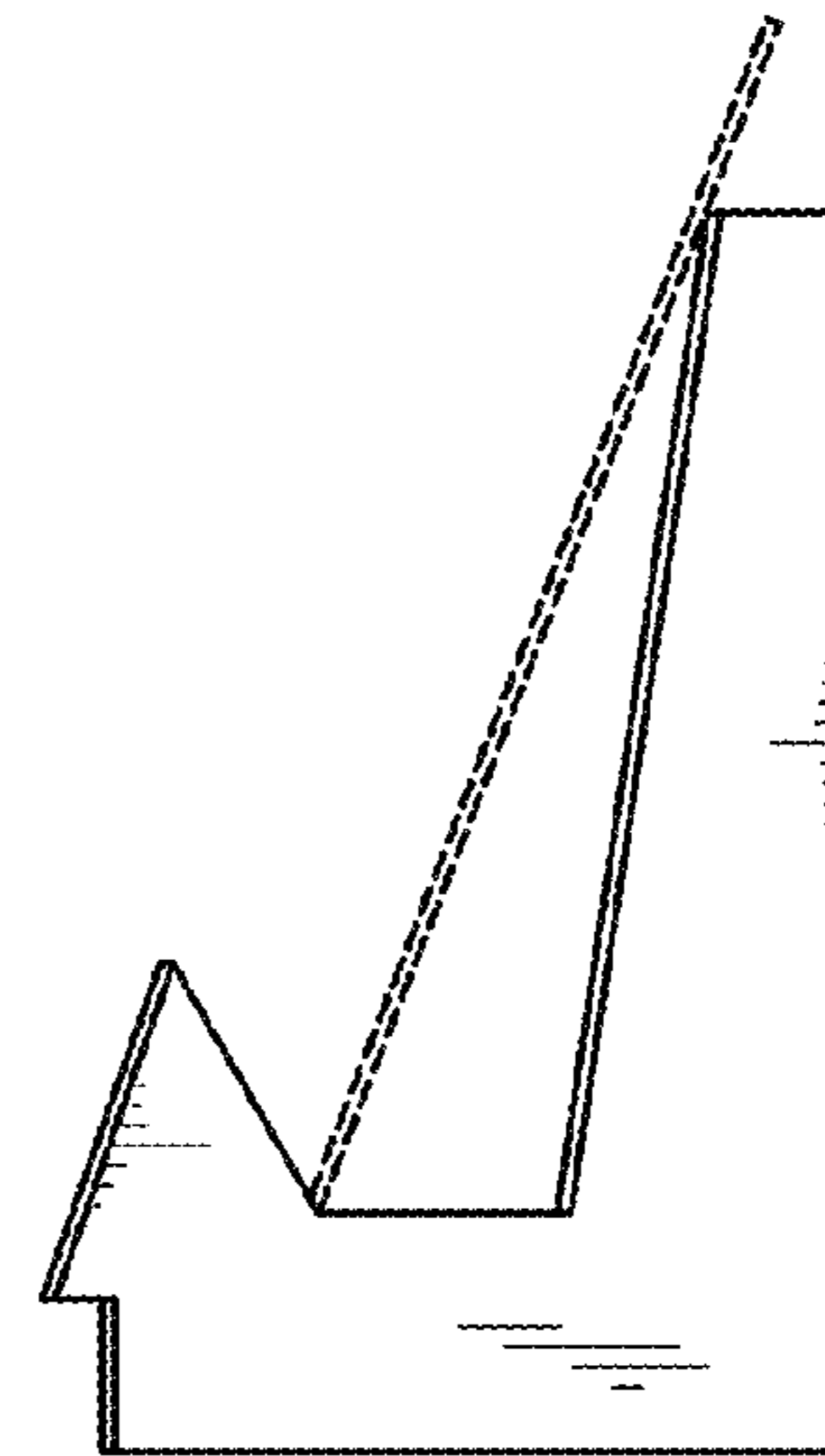


FIG. 4

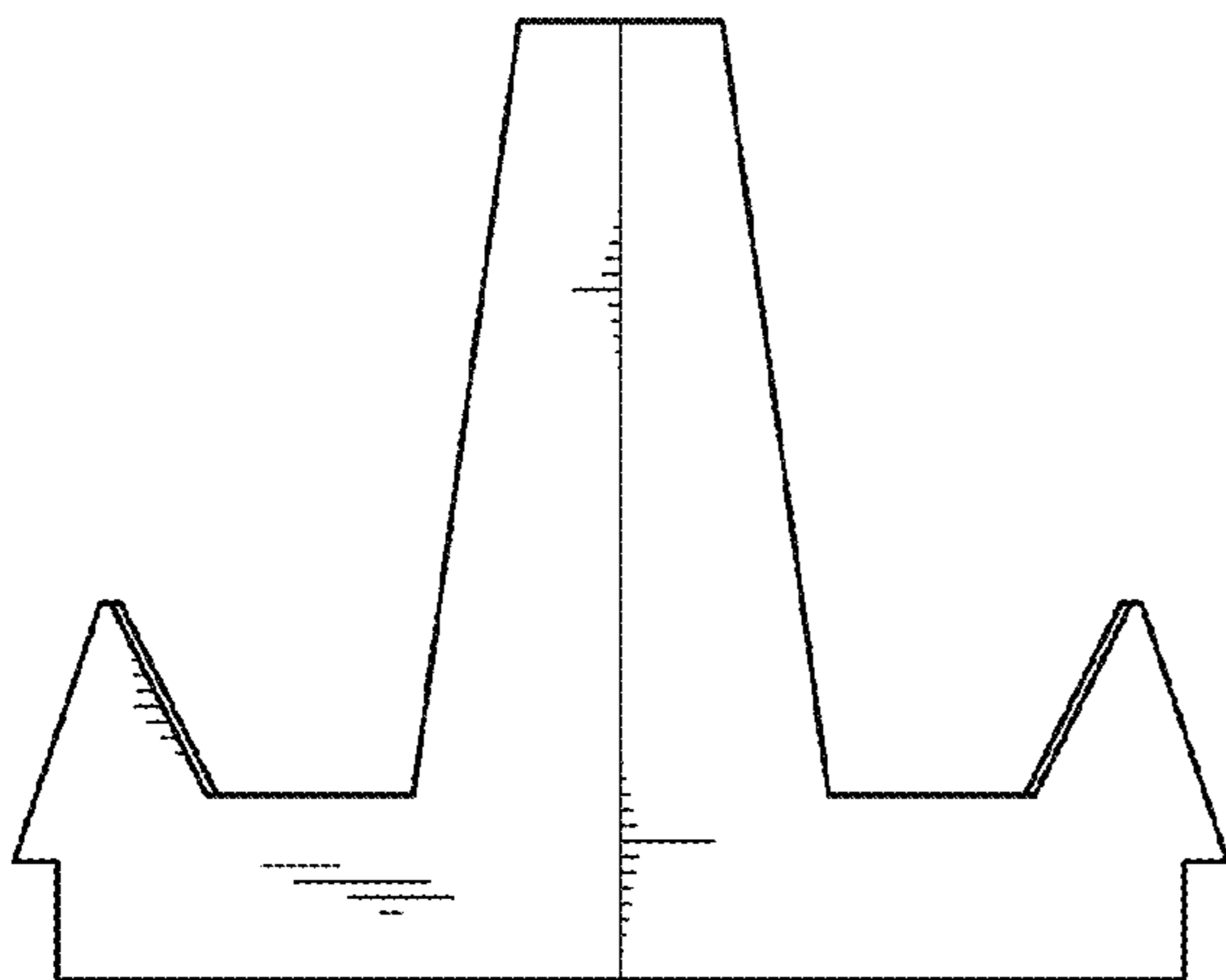


FIG. 3

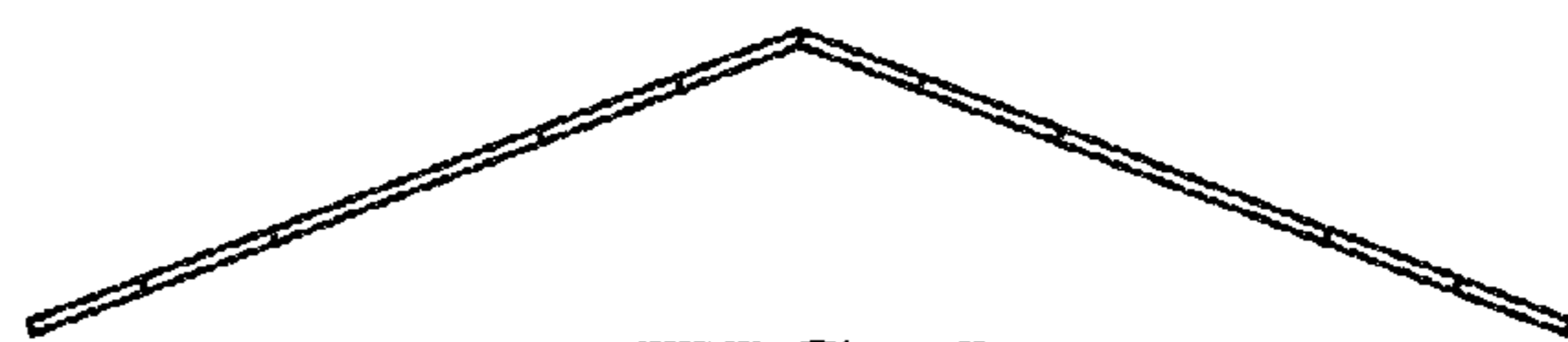


FIG. 5

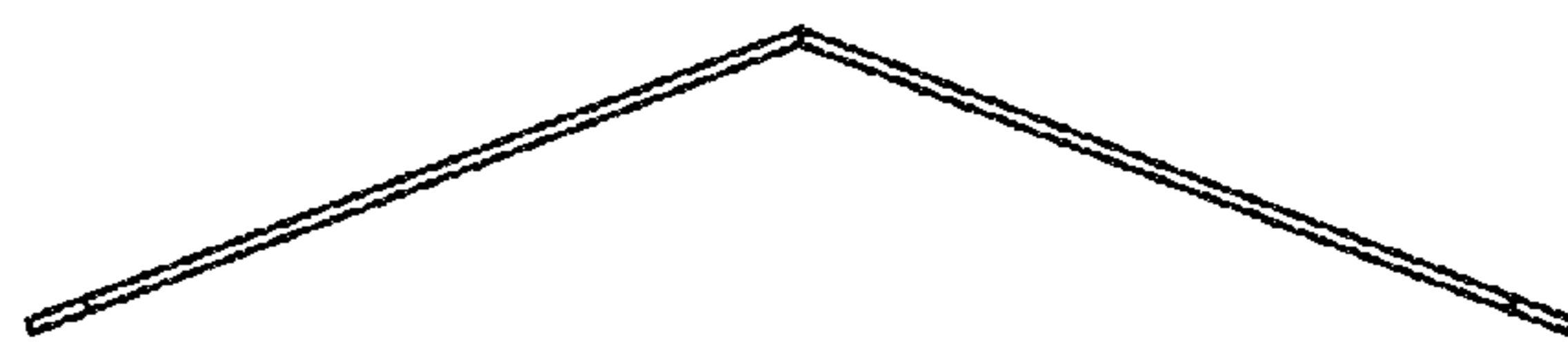


FIG. 6

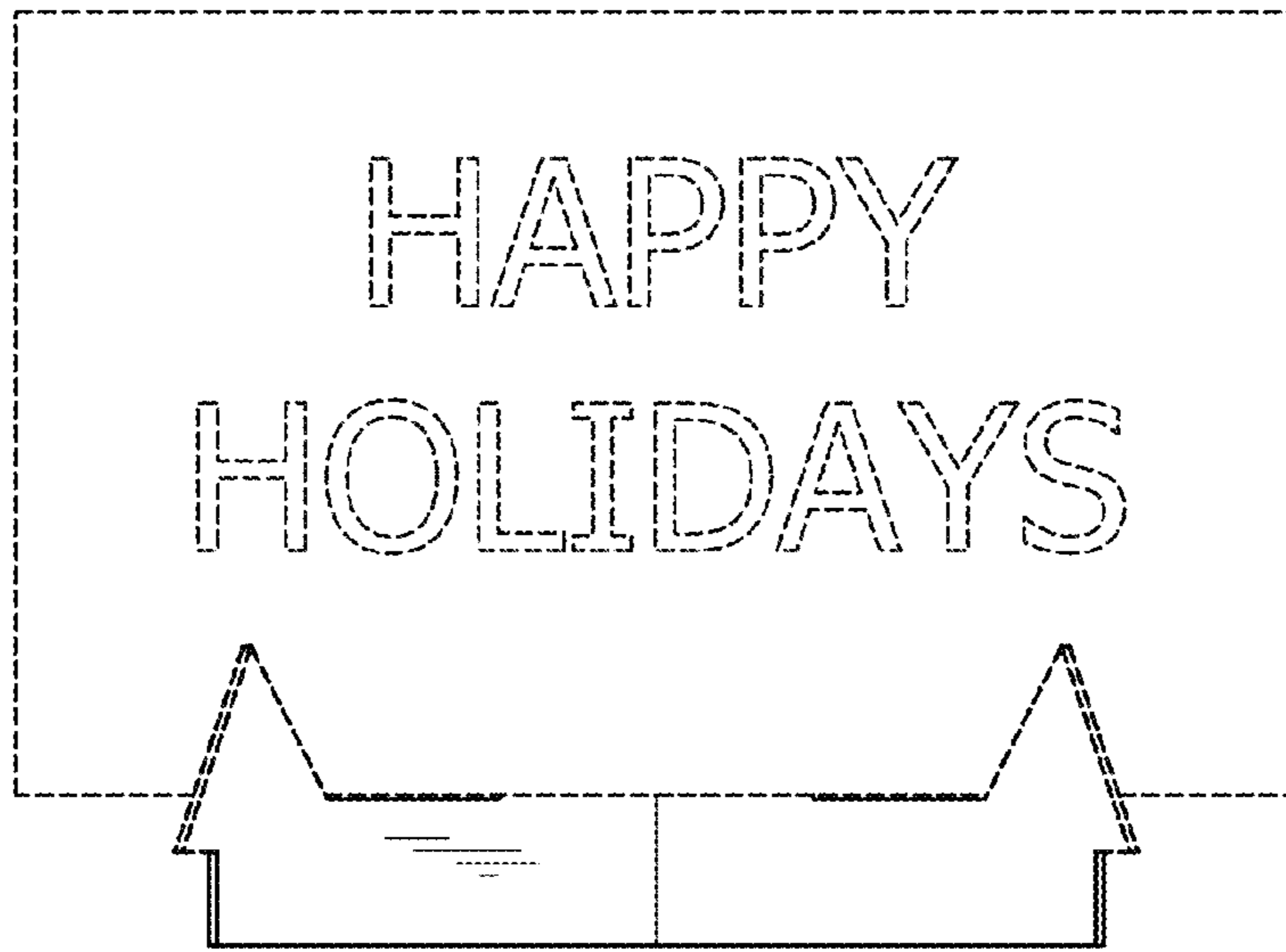


FIG. 7

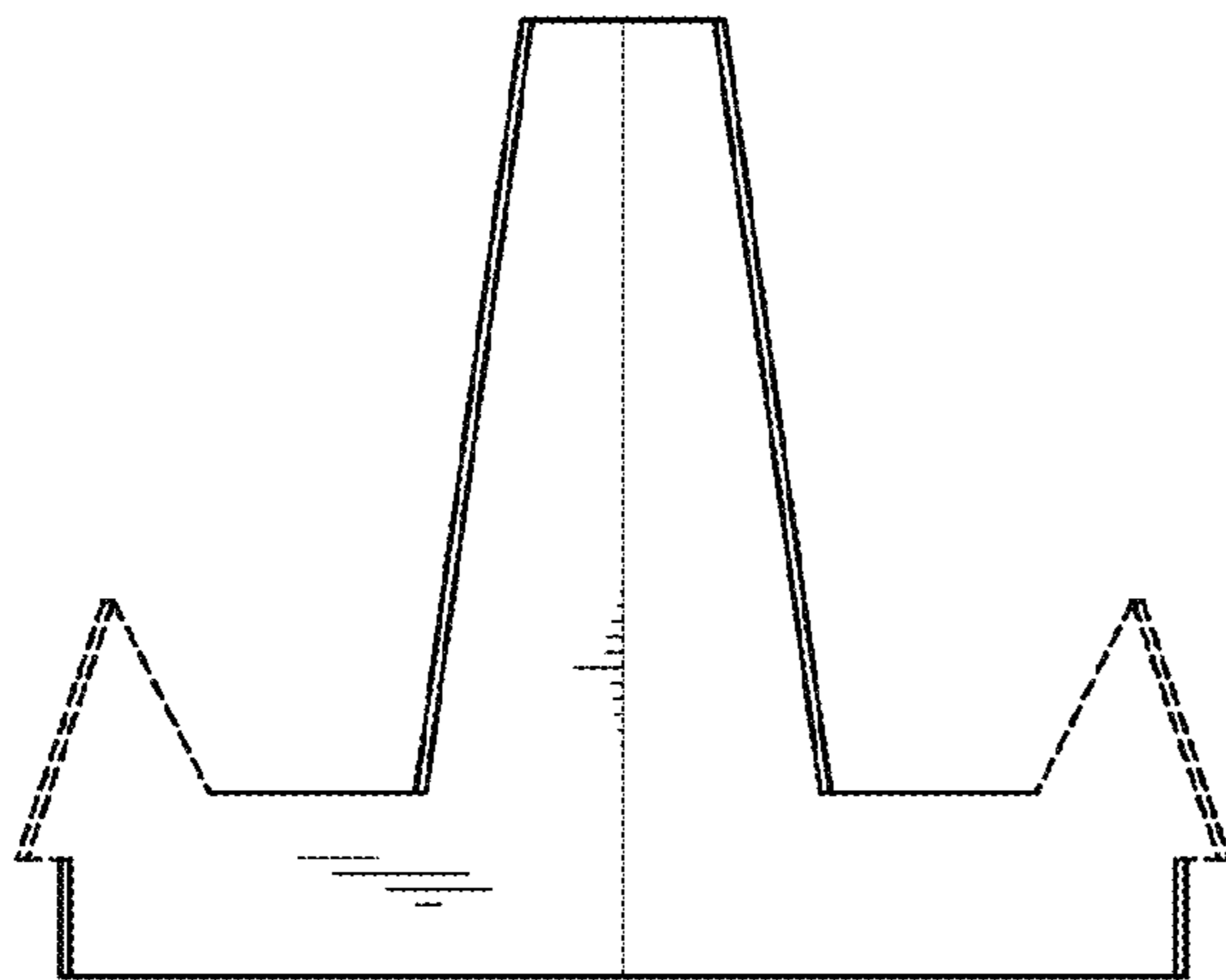


FIG. 8



FIG. 10

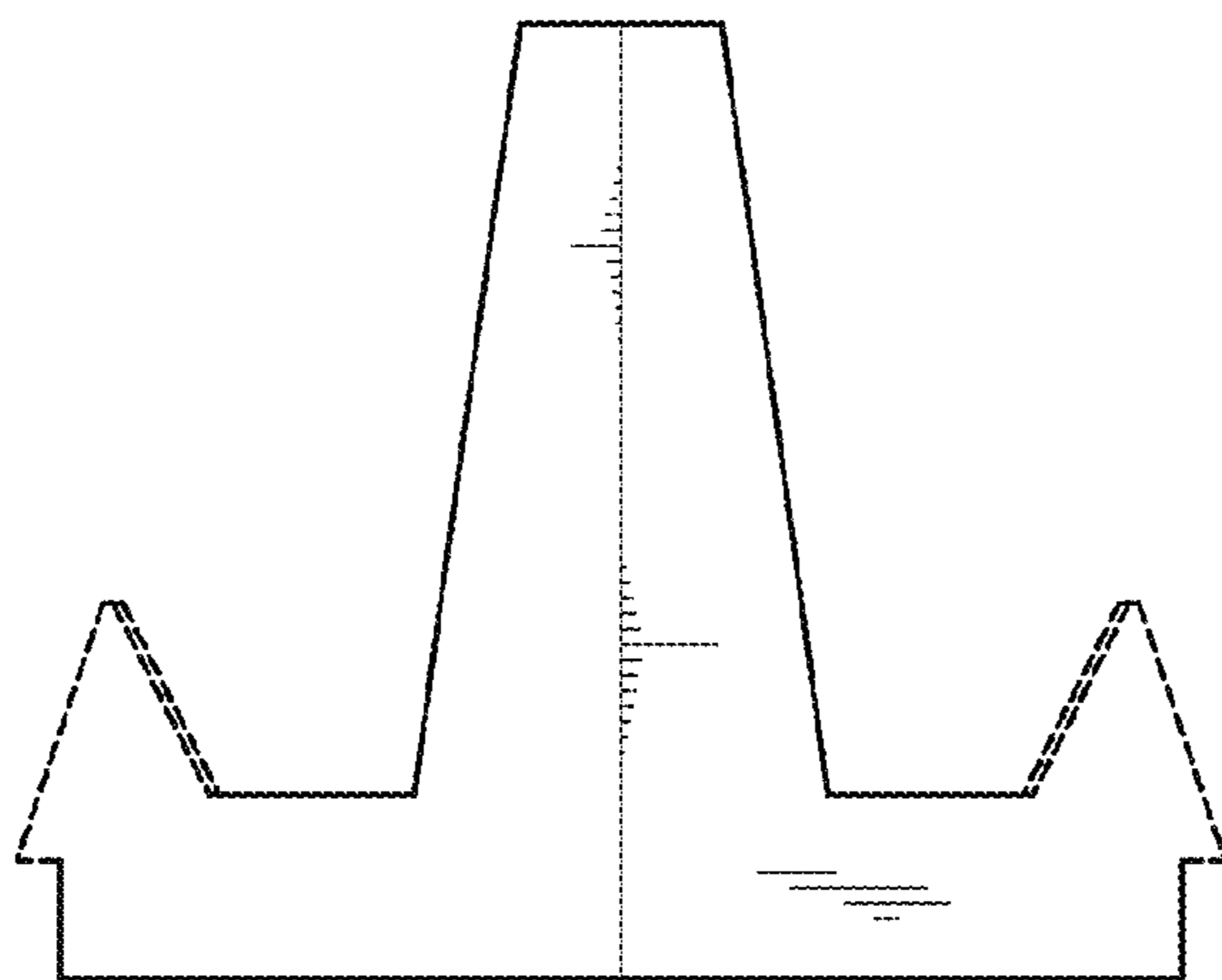


FIG. 9

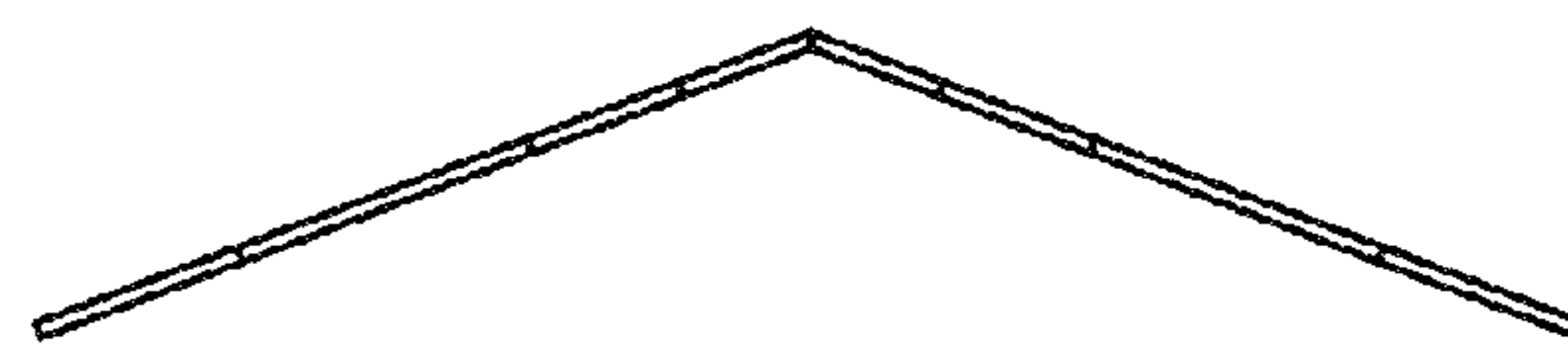


FIG. 11

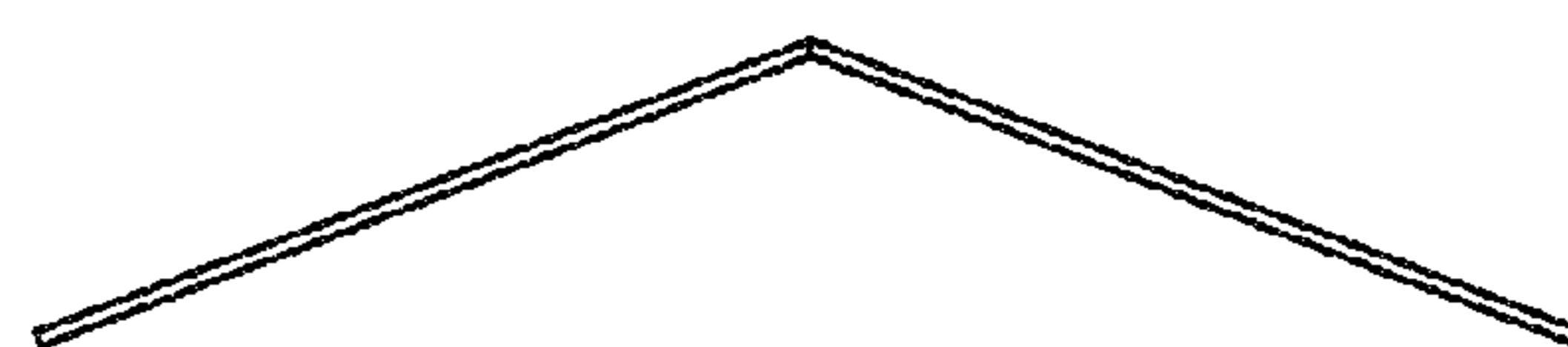


FIG. 12