



US00D683966S

(12) **United States Design Patent**  
**Lee et al.**

(10) **Patent No.:** **US D683,966 S**  
(45) **Date of Patent:** **\*\* Jun. 11, 2013**

(54) **ORAL CARE IMPLEMENT**

(75) Inventors: **David Lee**, East Brunswick, NJ (US);  
**Brenda Zuck**, Greenwood Lake, NY (US)

(73) Assignee: **Colgate-Palmolive Company**, New York, NY (US)

(\*\*) Term: **14 Years**

(21) Appl. No.: **29/381,426**

(22) Filed: **Dec. 20, 2010**

(51) **LOC (9) Cl.** ..... **28-03**

(52) **U.S. Cl.**  
USPC ..... **D4/101; D4/108**

(58) **Field of Classification Search**  
USPC ..... D4/101, 104–112, 132–134, 138; 15/110, 15/111, 143.1, 167.1, 167.2; 132/308–311; 601/139, 141; 606/161; D7/395, 401.2; D8/107, D8/303; D24/46, 48; 16/430, 902, DIG. 12, 16/DIG. 18, DIG. 19

See application file for complete search history.

(56) **References Cited**

U.S. PATENT DOCUMENTS

D154,598 S *	7/1949	Gass	.....	D4/108
D351,732 S *	10/1994	Dair et al.	.....	D4/104
D371,242 S	7/1996	Shimatsu et al.		
D375,205 S *	11/1996	Lewkowicz	.....	D4/104
D457,000 S	5/2002	Lim		
D474,895 S	5/2003	Breit		
D479,403 S *	9/2003	Breit et al.	.....	D4/101
D491,728 S *	6/2004	Jimenez	.....	D4/101
D500,599 S	1/2005	Callaghan		
D514,320 S	2/2006	Hohlbein		
D534,726 S	1/2007	Vu		
7,418,757 B2 *	9/2008	Gatzerneyer et al.	.....	15/167.1
D591,050 S	4/2009	Moskovich		
D609,013 S	2/2010	Kling et al.		

(Continued)

FOREIGN PATENT DOCUMENTS

EM	000989157-0002			9/2008
JP		1339684 S *		9/2008
KR		30-0353095 S *		6/2004

OTHER PUBLICATIONS

CN 3505549D Registered Design Application, (Sheng Dafang) Feb. 15, 2006, [online], [retrieved on Sep. 23, 2012] Retrieved from the State Intellectual Property Office's CNIPR Database using the Internet: <URL: http://www.cnipr.com>.\*

(Continued)

*Primary Examiner* — Melanie H Tung

*Assistant Examiner* — Lavone D Tabor

(74) *Attorney, Agent, or Firm* — Ryan M. Flandro

(57) **CLAIM**

The ornamental design for an oral care implement, as shown and described.

**DESCRIPTION**

FIG. 1 is a right front perspective view of an oral care implement according to the new design;

FIG. 2 is a left front perspective view thereof;

FIG. 3 is a right rear perspective view thereof;

FIG. 4 is a left rear perspective view thereof;

FIG. 5 is a front view thereof;

FIG. 6 is a rear view thereof;

FIG. 7 is a right side view thereof;

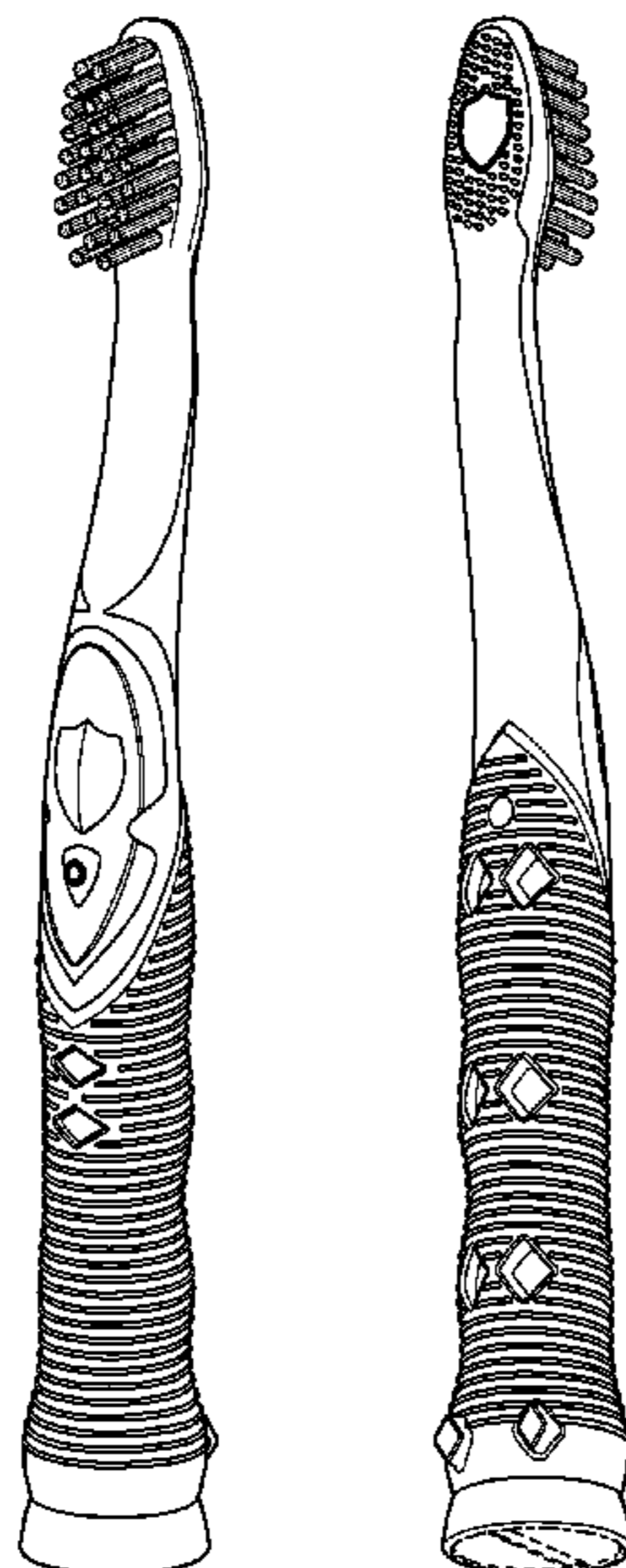
FIG. 8 is a left side view thereof;

FIG. 9 is a top view thereof; and,

FIG. 10 is a bottom view thereof.

The dash-dot-dash broken line shown in FIGS. 3, 4, and 10 represents the bounds of the claim and forms no part thereof and the dashed broken lines illustrate portions of the oral care implement that form no part of the claimed design.

**1 Claim, 5 Drawing Sheets**



# US D683,966 S

Page 2

---

## U.S. PATENT DOCUMENTS

D611,254	S	3/2010	Lee	
7,917,986	B2 *	4/2011	Jimenez et al.	15/167.1
8,240,936	B2 *	8/2012	Vazquez et al.	401/282
2008/0201884	A1	8/2008	Vazquez et al.	
2008/0276393	A1 *	11/2008	Russell et al.	15/105
2009/0183331	A1	7/2009	Gross et al.	

## OTHER PUBLICATIONS

CN 3238430 Registered Design Application, (Hou Longzhong) May 29, 2002. [online], [retrieved on Jun. 4, 2011] Retrieved from the

Questel Intellectual Property Portal Design Database using the Internet: <URL:http://www.orbit.com>.

CN 300685361 Registered Design Application, (Lv Yinhua) Aug. 29, 2007, [online], [retrieved on Jan. 21, 2011] Retrieved from the Questel Intellectual Property Portal Design Database using the Internet: <URL:http://www.orbit.com>.

JP D1179312 Registered Design Application, (Matsushita Electric Corp) Jul. 14, 2003, [online], [retrieved on Mar. 3, 2011] Retrieved from the Questel Intellectual Property Portal Design Database using the Internet: <URL:http://www.orbit.com>.

\* cited by examiner

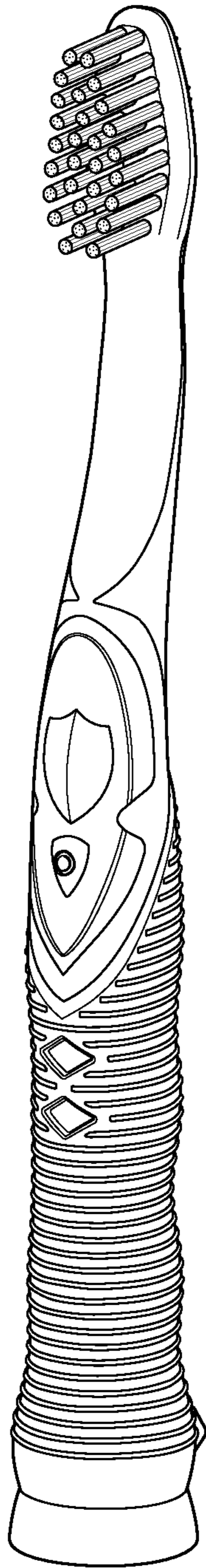


FIG. 1

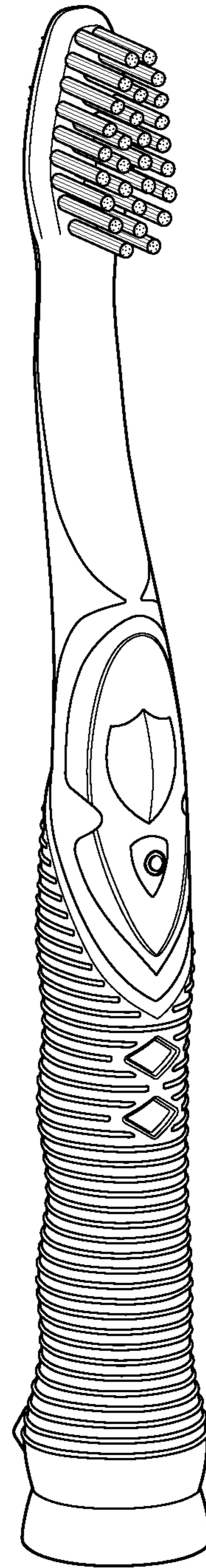


FIG. 2

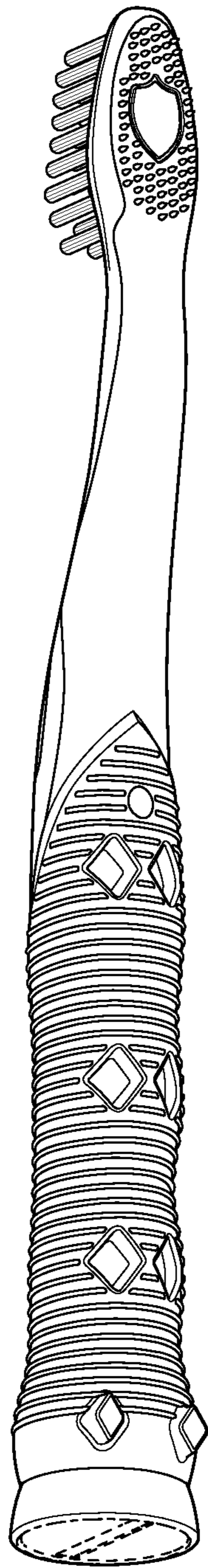


FIG. 3

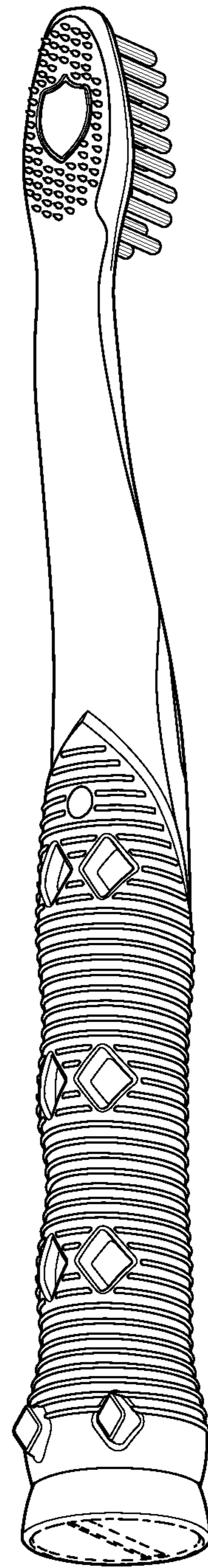


FIG. 4



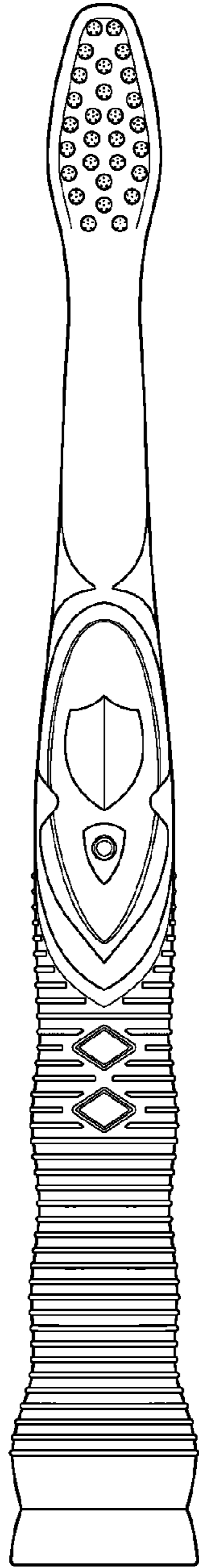


FIG. 5

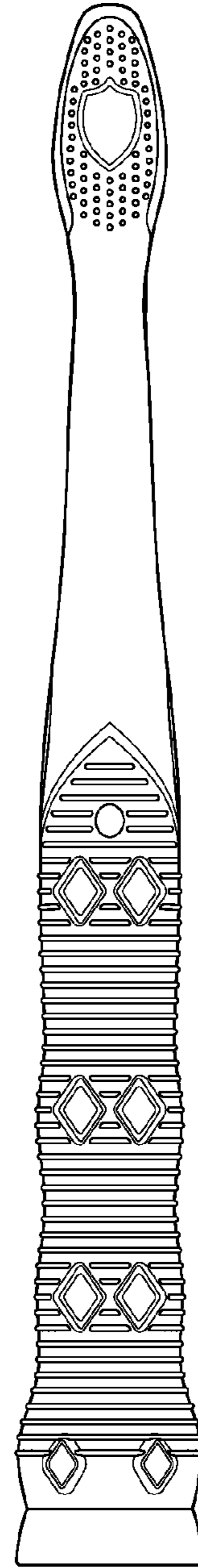


FIG. 6

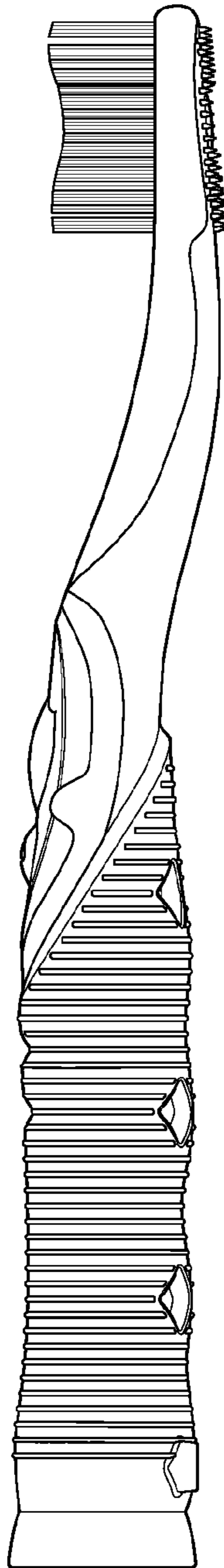


FIG. 7

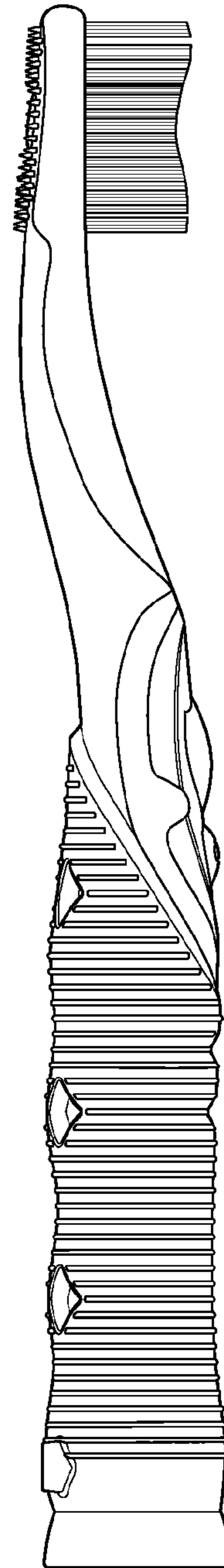


FIG. 8

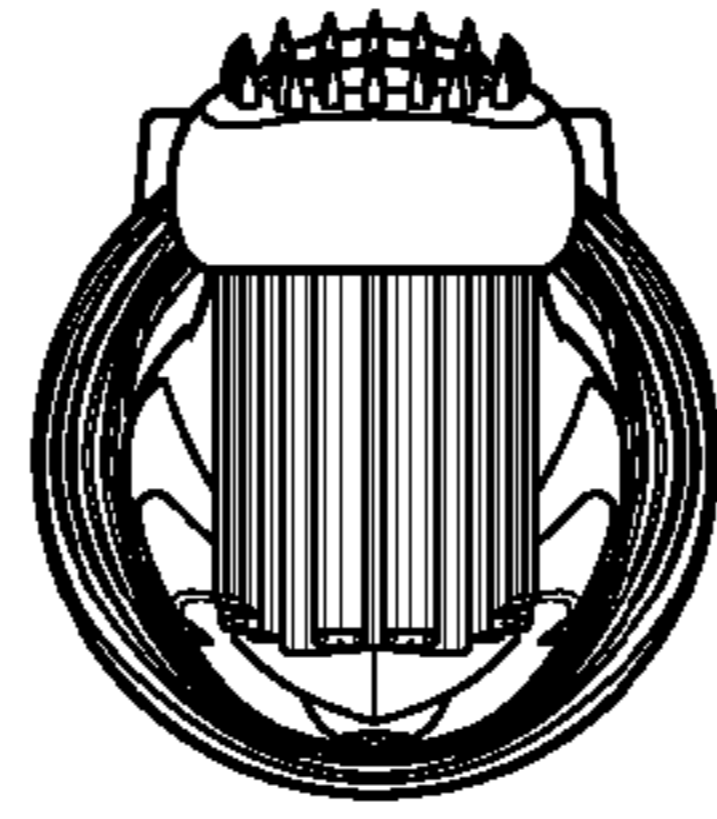


FIG. 9

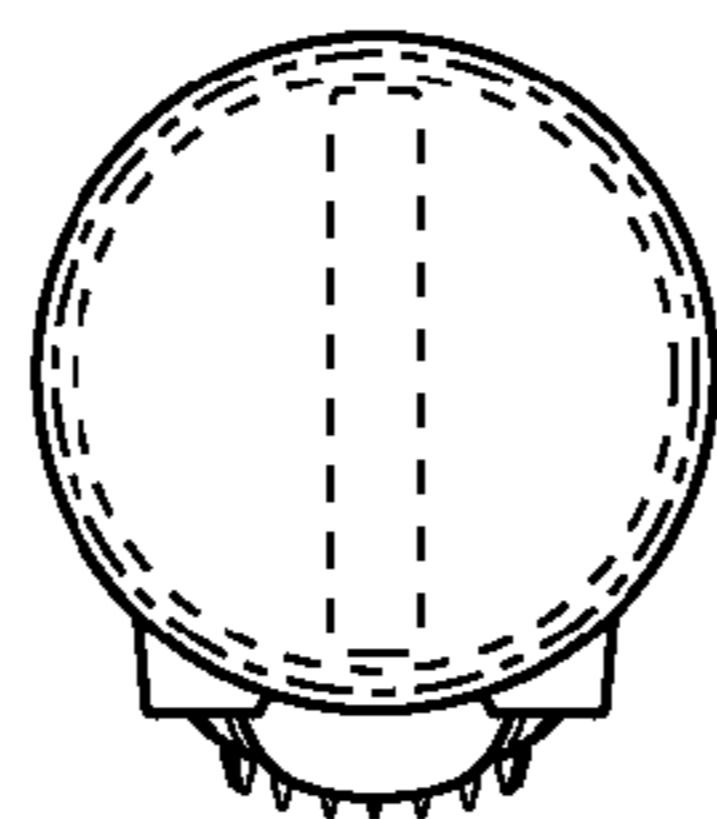


FIG. 10