



US00D683963S

(12) **United States Design Patent**
Tsai

(10) **Patent No.:** **US D683,963 S**
(45) **Date of Patent:** **** Jun. 11, 2013**

(54) **MESH BASKET**

(71) Applicant: **Dongguan Master United Plastic & Hardware Products Co., Ltd.,**
Dongguan (CN)

(72) Inventor: **Tsung-Yu Tsai, Changhua (TW)**

(73) Assignee: **Dongguan Master United Plastic & Hardware Products Co., Ltd.,**
Dongguan, Guandong Province (CN)

(**) Term: **14 Years**

(21) Appl. No.: **29/445,105**

(22) Filed: **Feb. 7, 2013**

(51) **LOC (9) Cl.** **03-01**

(52) **U.S. Cl.**
USPC **D3/304**

(58) **Field of Classification Search**
USPC D3/304-315, 320, 201-202, 203.1-203.3,
D3/205-206, 273, 276; D6/475-476, 525;
D19/75, 77, 86, 90, 92, 100; 206/203, 214-215,
206/822, 307.1; 229/100, 915, 406
See application file for complete search history.

(56) **References Cited**

U.S. PATENT DOCUMENTS

D383,283 S *	9/1997	Hankins, III	D6/513
D419,302 S *	1/2000	Hardy et al.	D3/306
D434,074 S *	11/2000	Hardy	D19/75
D451,675 S *	12/2001	Hardy et al.	D3/306

D472,735 S *	4/2003	Haugen	D6/462
D502,584 S *	3/2005	Post et al.	D34/27
D530,517 S *	10/2006	Hardy et al.	D3/306
D551,455 S *	9/2007	Norvell	D3/306
D579,660 S *	11/2008	Snider	D3/304
D584,055 S *	1/2009	Hardy et al.	D3/306
D585,195 S *	1/2009	Dominique et al.	D3/304
D624,753 S *	10/2010	Post et al.	D3/306
D639,561 S *	6/2011	Hardy et al.	D3/306
D657,562 S *	4/2012	McNamara	D3/304
D658,881 S *	5/2012	Post et al.	D3/306
D673,369 S *	1/2013	Post et al.	D3/306
D676,715 S *	2/2013	Tsai	D7/600.1
D677,056 S *	3/2013	Hu	D3/306
2005/0077299 A1 *	4/2005	Cheng et al.	220/485

* cited by examiner

Primary Examiner — Kelley Donnelly

(74) *Attorney, Agent, or Firm* — Muncy, Geissler, Olds & Lowe, PLLC

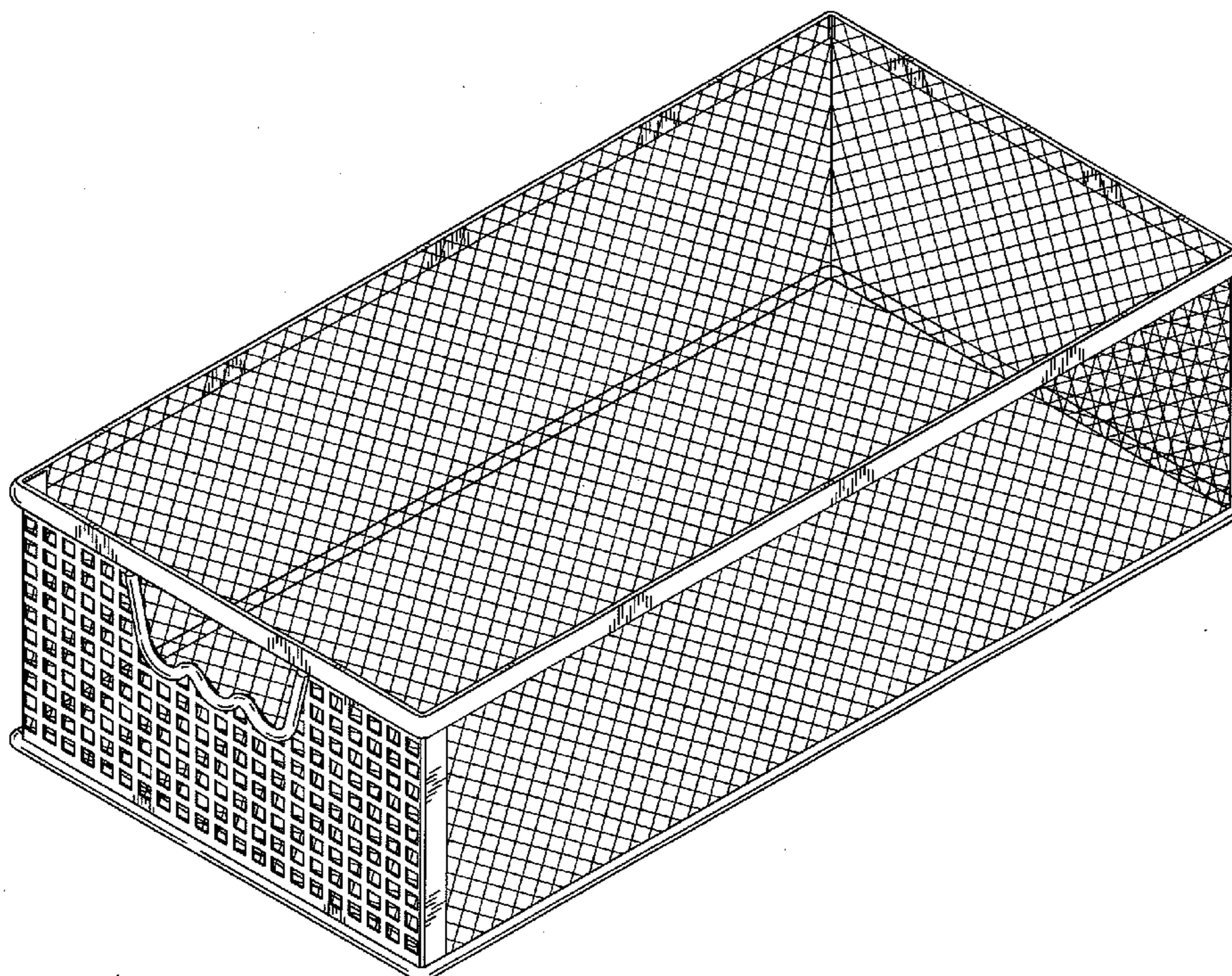
(57) **CLAIM**

The ornamental design for a mesh basket, as shown and described.

DESCRIPTION

FIG. 1 shows a perspective view of the present design.
FIG. 2 shows a front view of the present design,
FIG. 3 shows a rear view of the present design.
FIG. 4 shows a left side view of the present design
FIG. 5 shows a right side view of the present design.
FIG. 6 shows a top view of the present design; and,
FIG. 7 shows a bottom view of the present design.

1 Claim, 5 Drawing Sheets



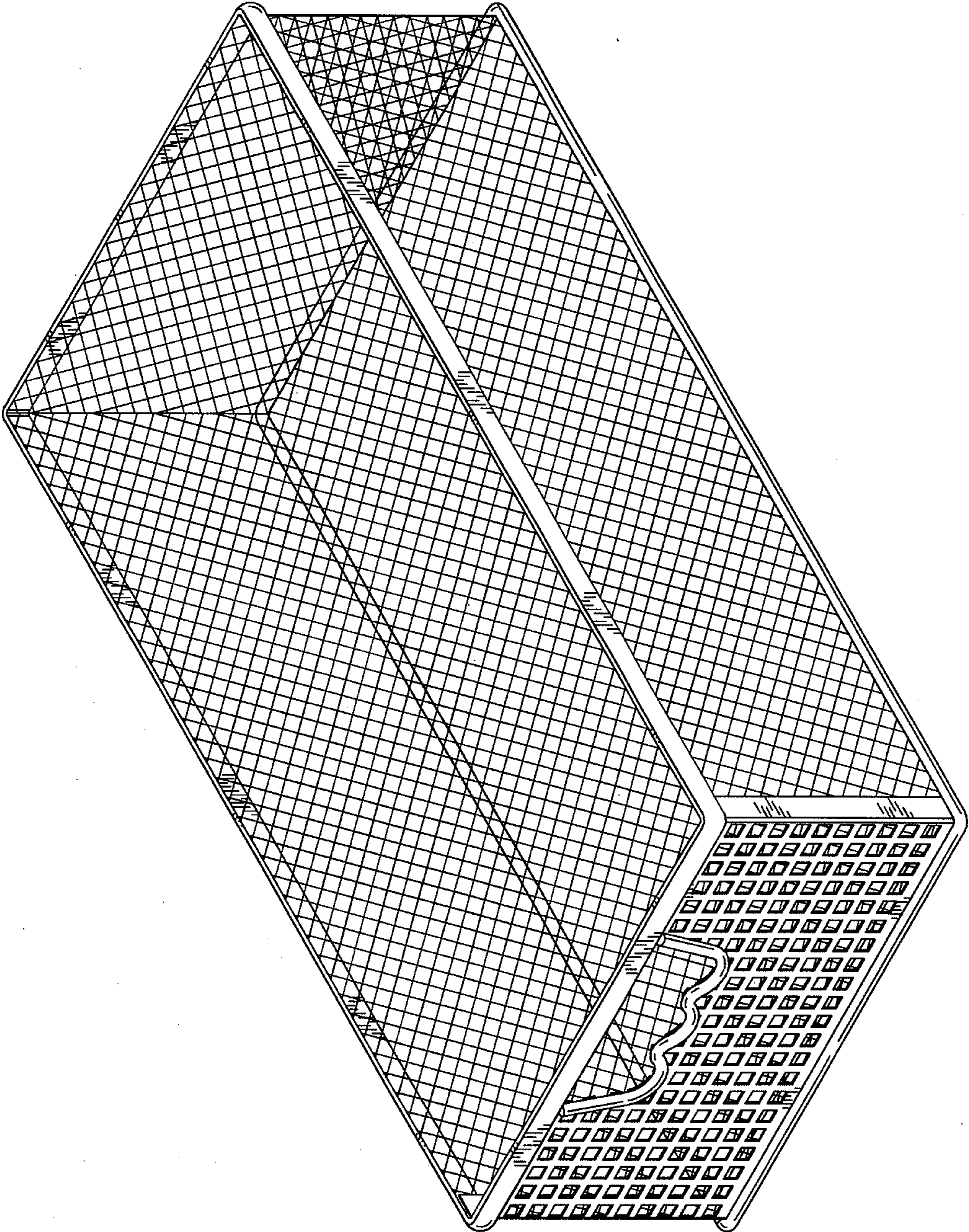


FIG. 1

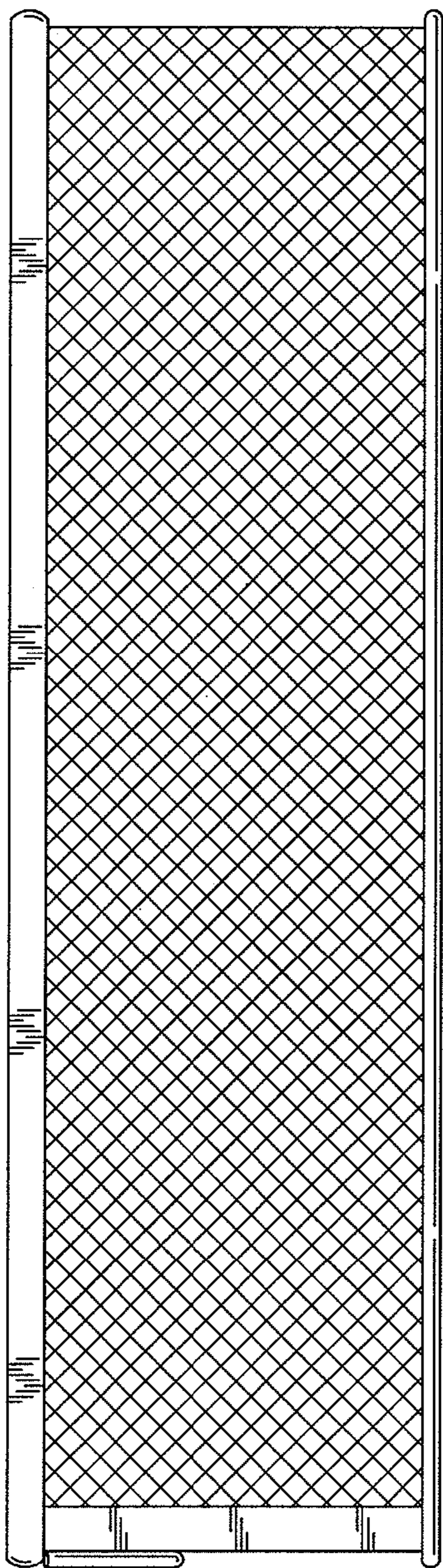


FIG. 2




FIG. 3

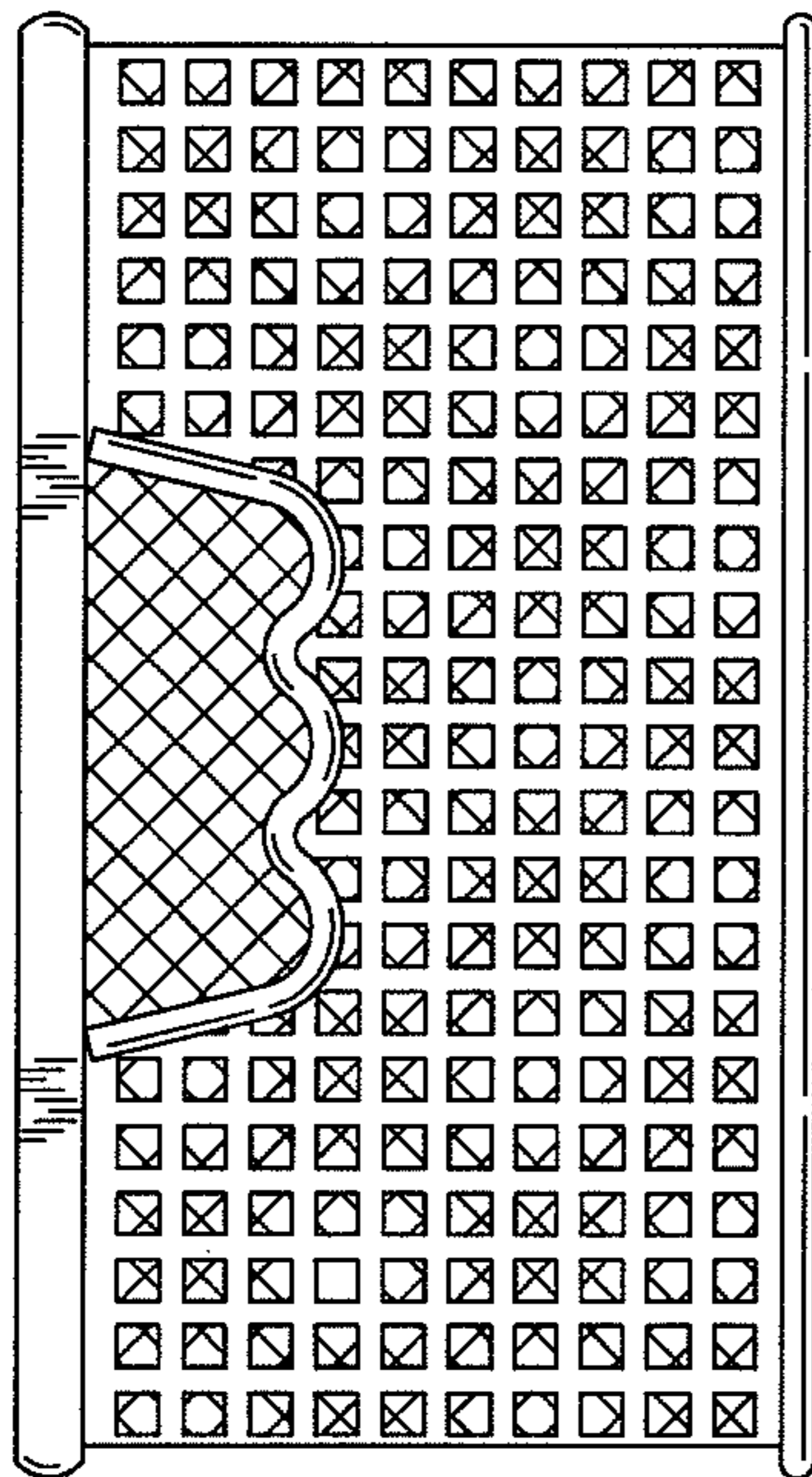


FIG. 4

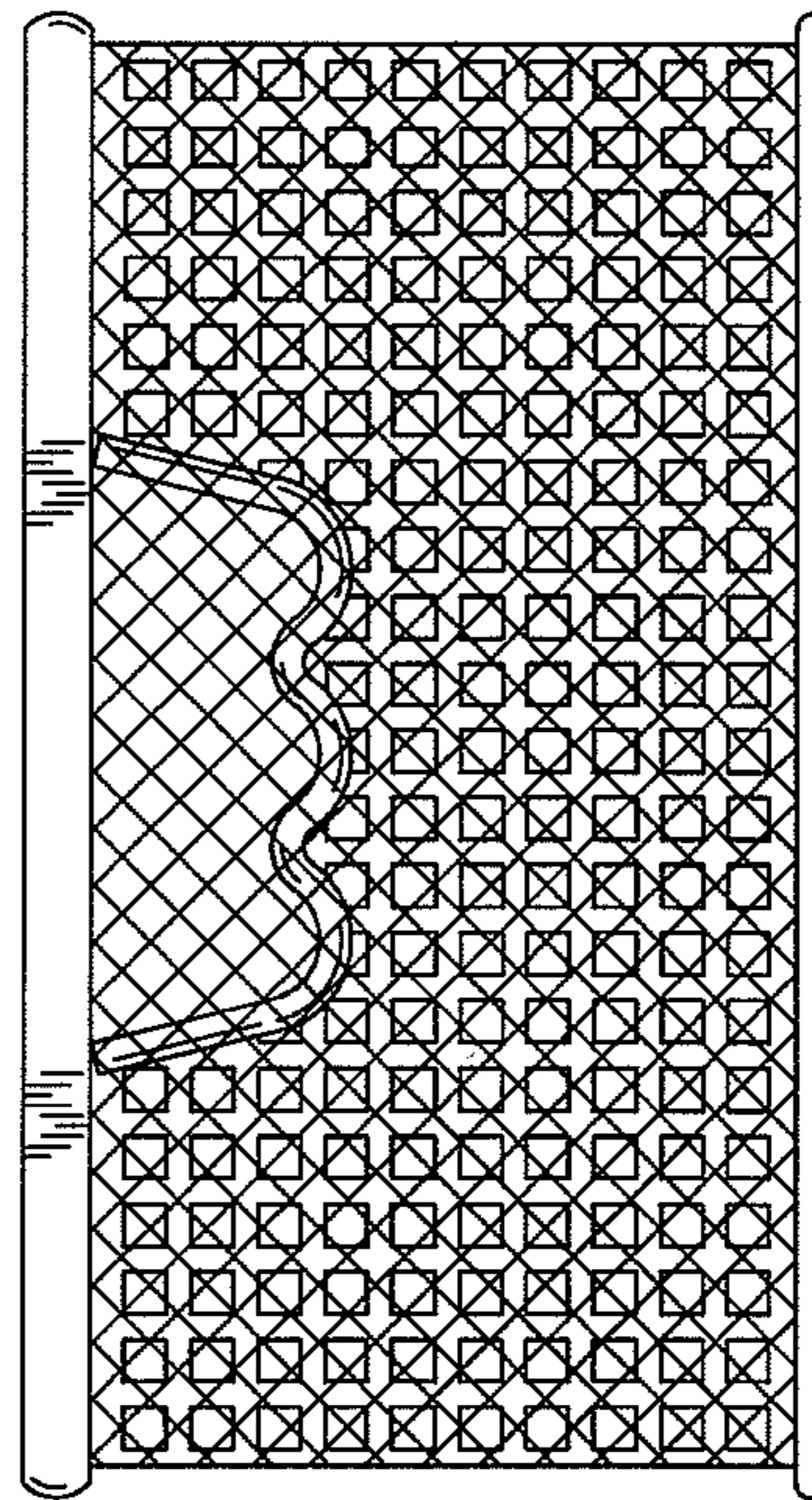


FIG. 5




FIG. 6




FIG. 7