



US00D683961S

(12) **United States Design Patent**
Middleton et al.

(10) **Patent No.:** **US D683,961 S**
(45) **Date of Patent:** **** Jun. 11, 2013**

(54) **SHOE CASE**

- (71) Applicant: **For The Love of Shoe Inc.**, Irvine, CA (US)
- (72) Inventors: **Darrylyn C. Middleton**, Cardiff, CA (US); **Michael R. Hatch**, Aliso Viejo, CA (US); **Shweta S. Karnik**, San Diego, CA (US); **Matthew W Cook**, San Diego, CA (US); **Mark Devanney**, Donegal (IE); **Vincent Naughton**, Sligo (IE); **Richard G. Campbell, III**, Perris, CA (US)
- (73) Assignee: **For The Love of Shoe Inc.**, Irvine, CA (US)
- (**) Term: **14 Years**
- (21) Appl. No.: **29/435,569**
- (22) Filed: **Oct. 25, 2012**

Related U.S. Application Data

- (63) Continuation-in-part of application No. 13/648,408, filed on Oct. 10, 2012, which is a continuation-in-part of application No. 29/403,899, filed on Oct. 12, 2011.
- (51) **LOC (9) Cl.** **03-01**
- (52) **U.S. Cl.**
USPC **D3/269**
- (58) **Field of Classification Search**
USPC D3/259, 261, 269, 270, 271.1, 271.4;
206/315.1, 278, 286, 292, 579, 269, 289,
206/273, 274, 276, 317, 904; 383/6, 25, 66;
D9/416, 614, 618, 621, 631; 190/13 F, 103;
150/107

See application file for complete search history.

(56) **References Cited**

U.S. PATENT DOCUMENTS

- D202,403 S 9/1965 Craig
- 3,749,232 A 7/1973 Craig
- D251,575 S * 4/1979 Molinari et al. D3/238
- D266,970 S 11/1982 Lilbob

(Continued)

OTHER PUBLICATIONS

Drawstring shoe bags sold by Kate Spade (left in photos) and Jimmy Choo (right in photos), shoe bags shown without shoes therein and with shoes therein, 2 pages, publicly available at least as early as Oct. 11, 2010.

(Continued)

Primary Examiner — Cynthia Ramirez

(74) *Attorney, Agent, or Firm* — Klintworth & Rozenblat IP LLC

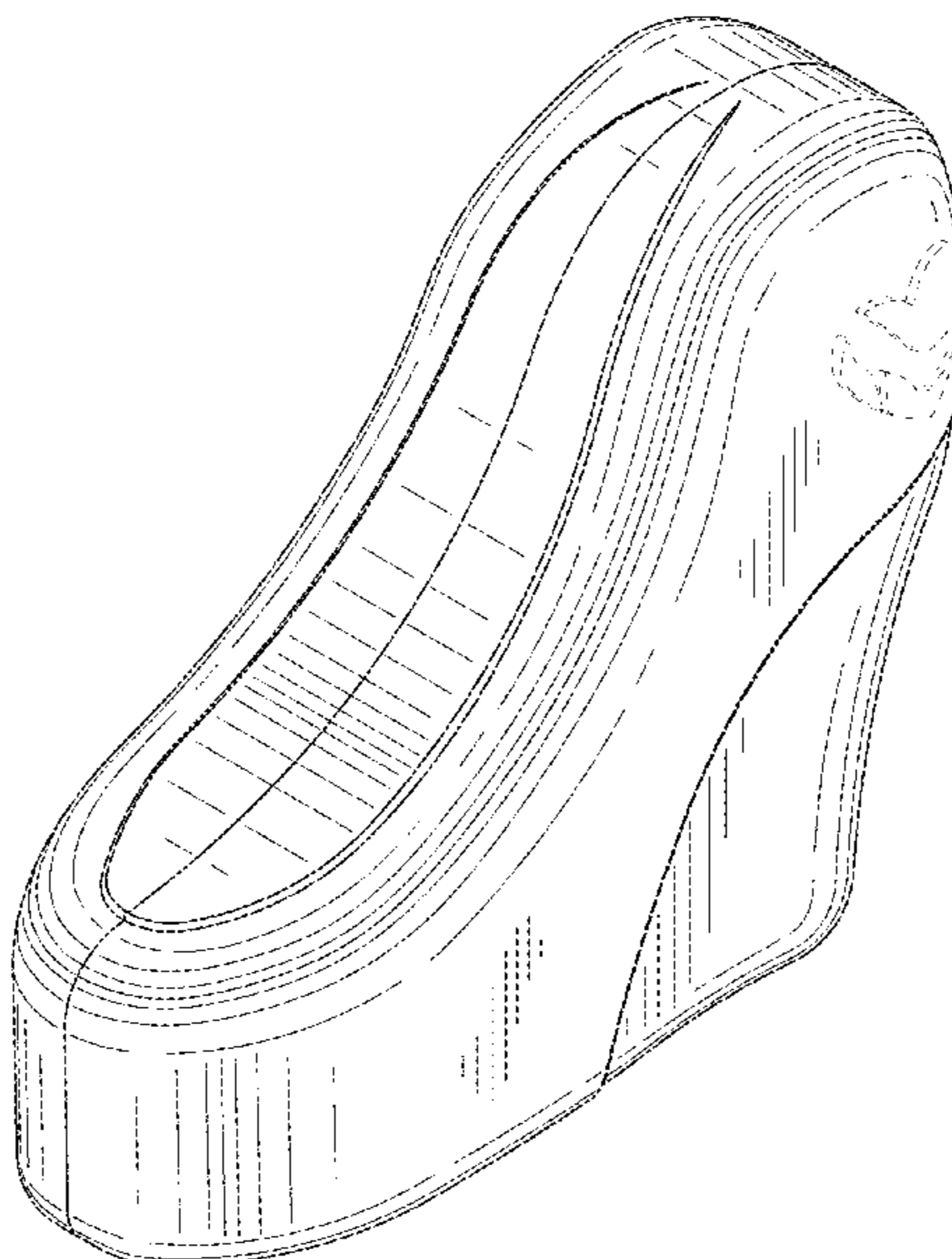
(57) **CLAIM**

We claim the ornamental design for a shoe case, as shown and described.

DESCRIPTION

FIG. 1 is a top, front perspective view of a shoe case; FIG. 2 is a bottom, rear perspective view of the shoe case shown in FIG. 1; FIG. 3 is a left side view of the shoe case shown in FIG. 1; FIG. 4 is a front view of the shoe case shown in FIG. 1; FIG. 5 is a rear view of the shoe case shown in FIG. 1; FIG. 6 is a top view of the shoe case shown in FIG. 1; and, FIG. 7 is a bottom view of the shoe case shown in FIG. 1. Portions of the shoe case and any exemplary environment shown in broken lines are for illustrative purposes only and form no part of the claimed design.

1 Claim, 7 Drawing Sheets



US D683,961 S

Page 2

U.S. PATENT DOCUMENTS

D287,548 S * 1/1987 Kraynack-Simon D3/269
D322,513 S 12/1991 Berger
D344,626 S * 3/1994 Landa D3/271.4
D367,173 S 2/1996 Trihus
5,513,787 A * 5/1996 Reed 224/602
5,564,539 A * 10/1996 Duensing 190/107
D398,447 S * 9/1998 Lalani D3/261
D455,341 S 4/2002 Davis

D472,464 S 4/2003 Snider
D547,063 S 7/2007 Soetardjo et al.
D674,189 S * 1/2013 Robinson D3/269

OTHER PUBLICATIONS

Eyewear case sold by Silhouette, 5 pages publicly available at least as early as Oct. 11, 2010.

* cited by examiner

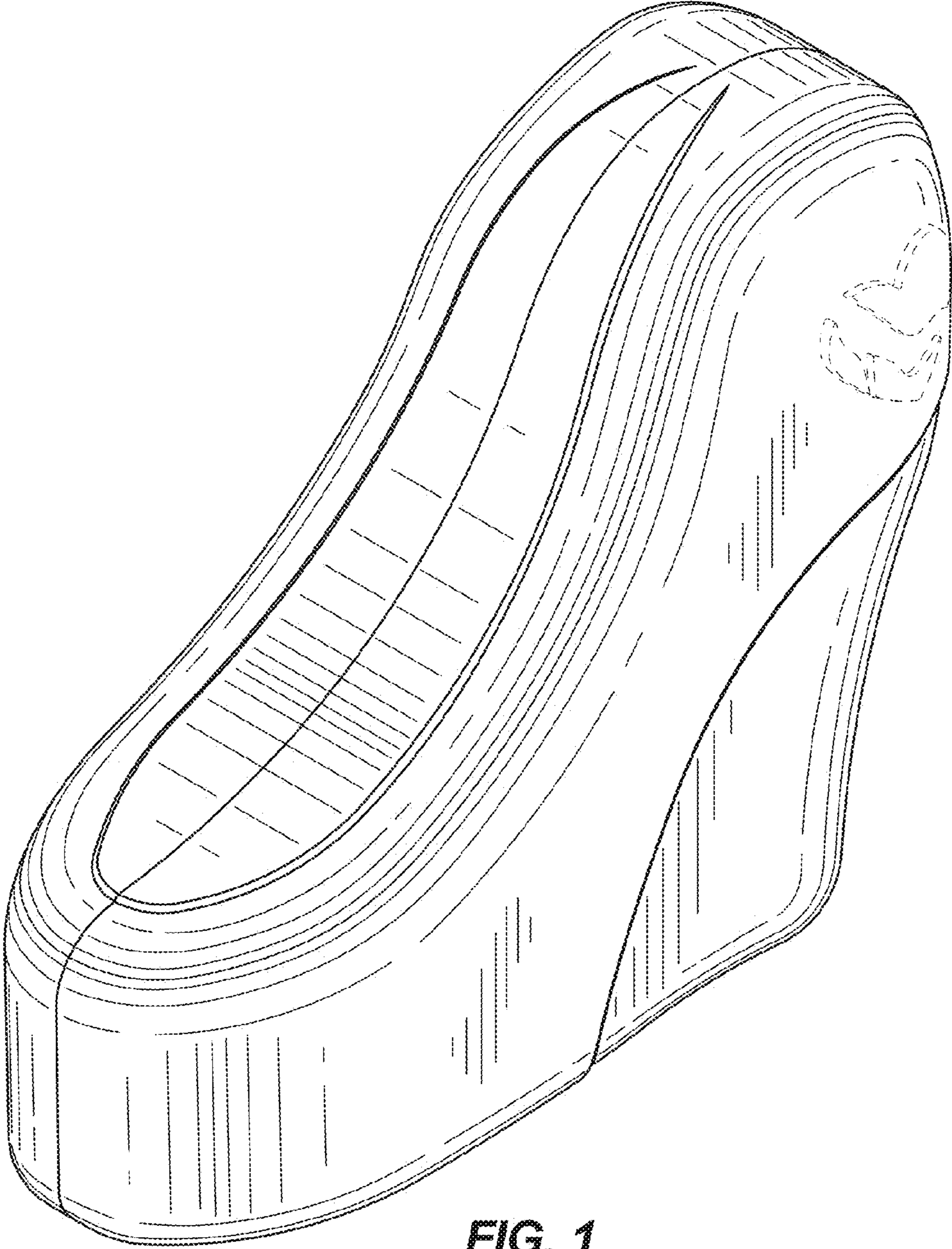


FIG. 1

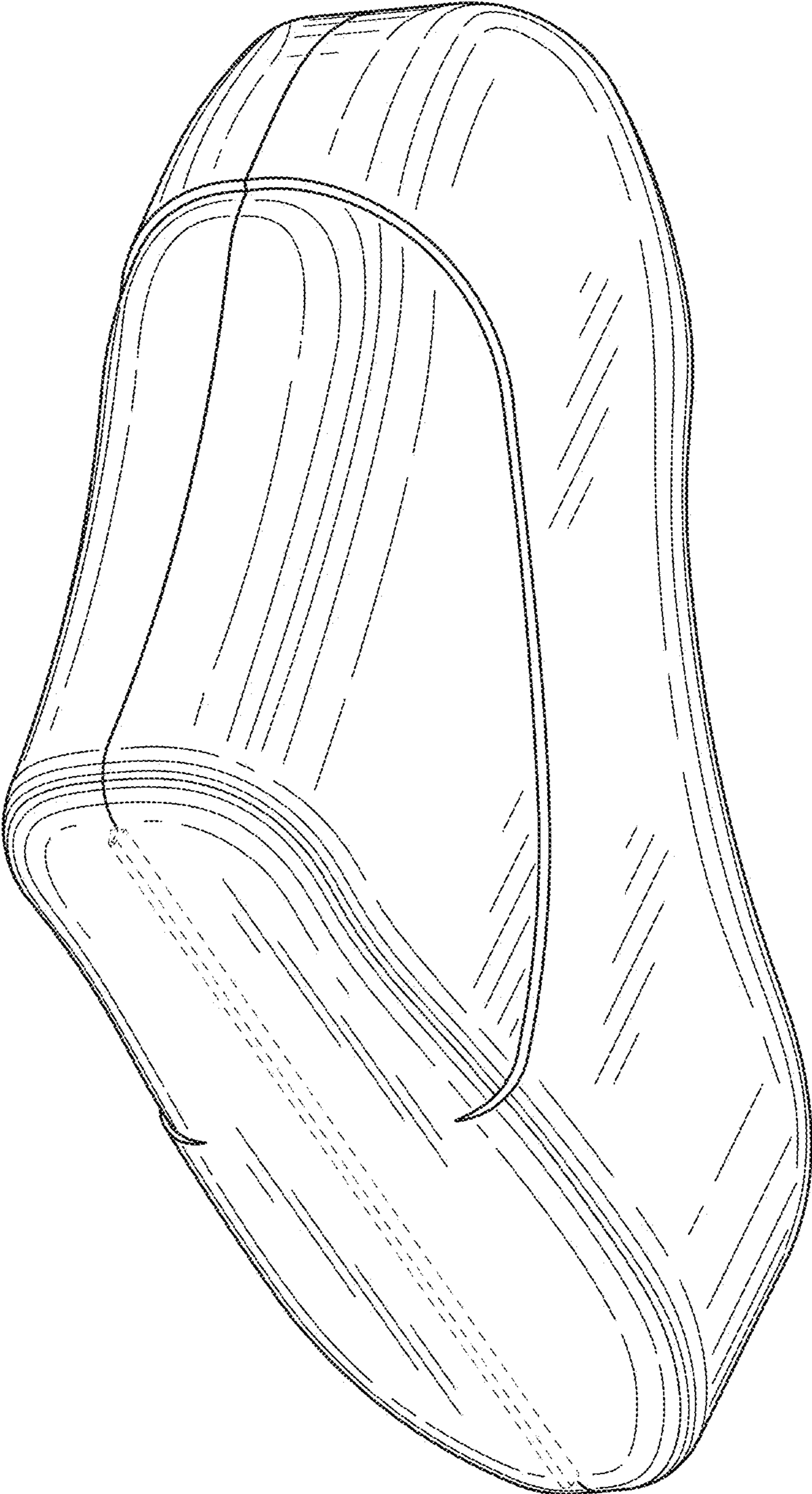


FIG. 2




FIG. 3

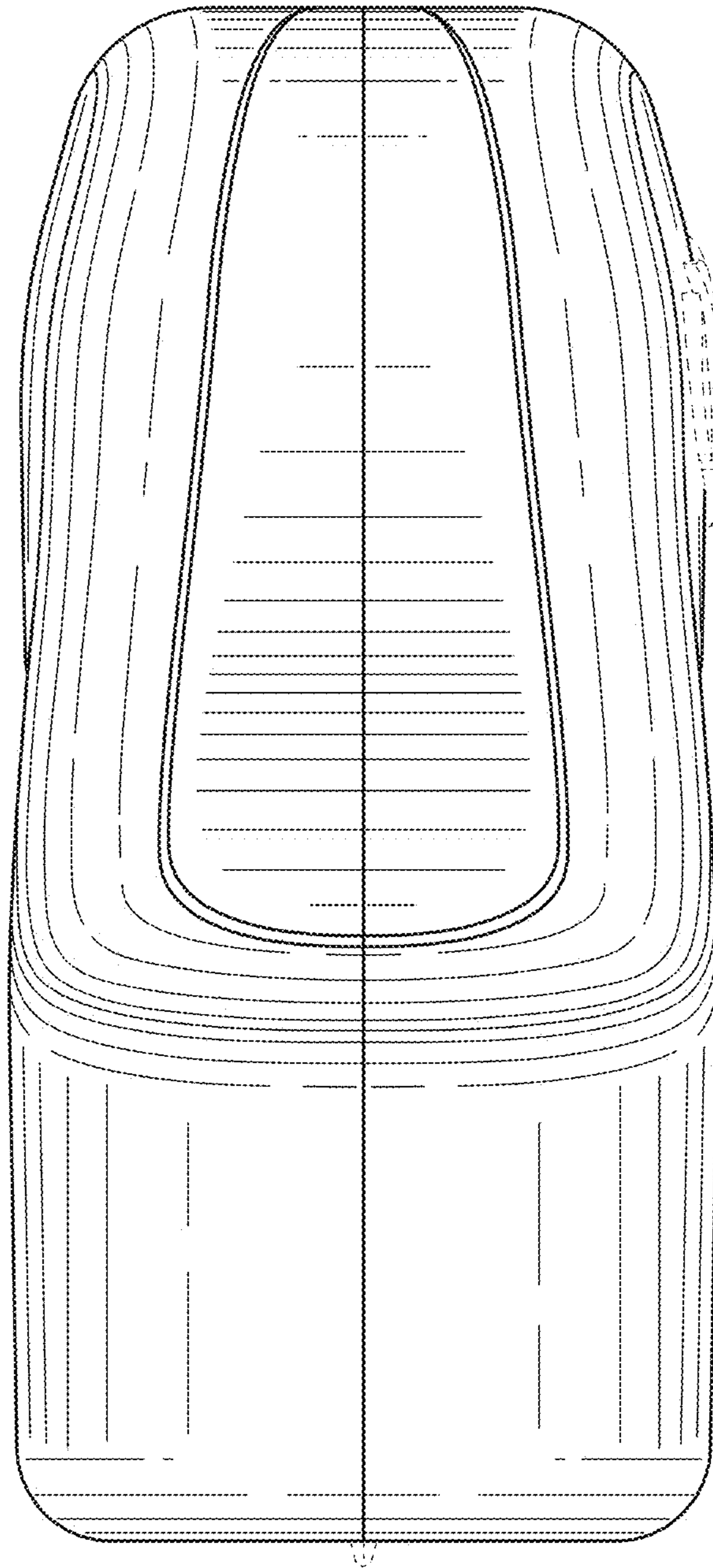


FIG. 4

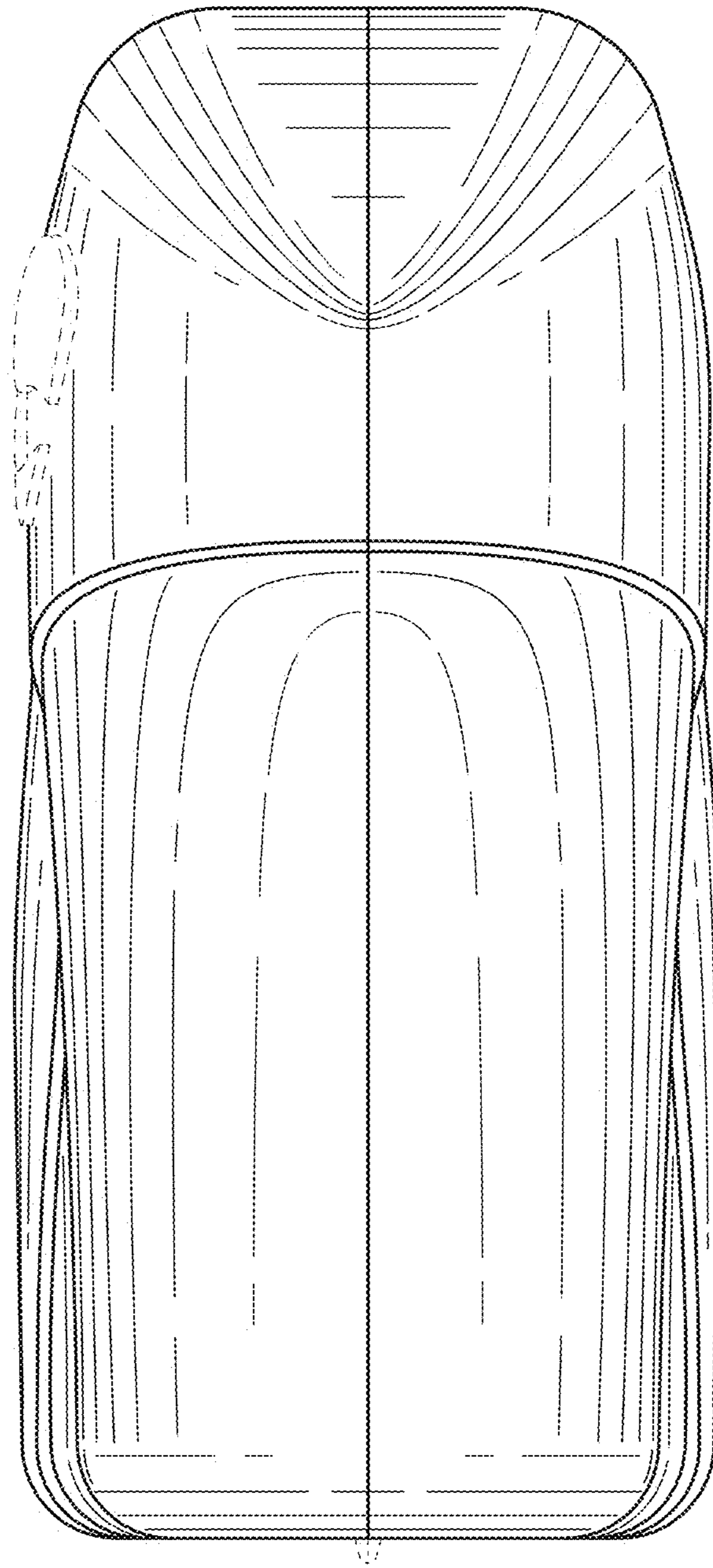


FIG. 5

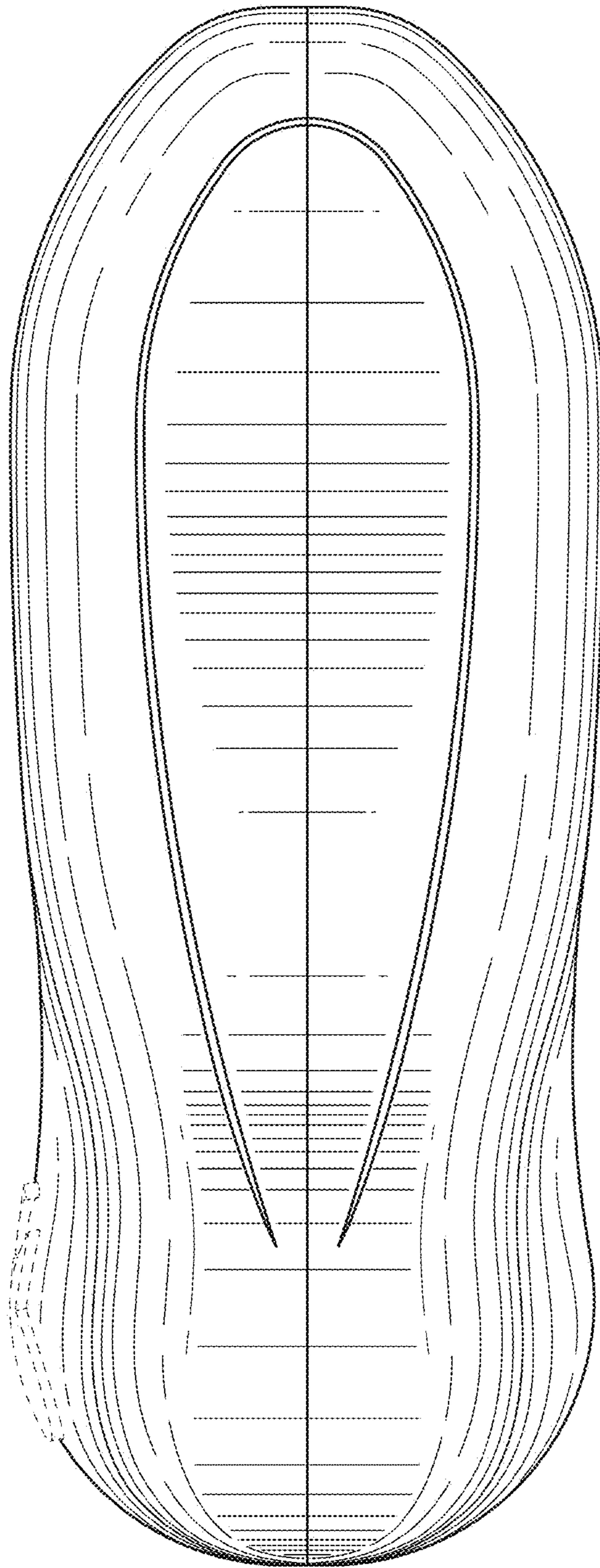


FIG. 6

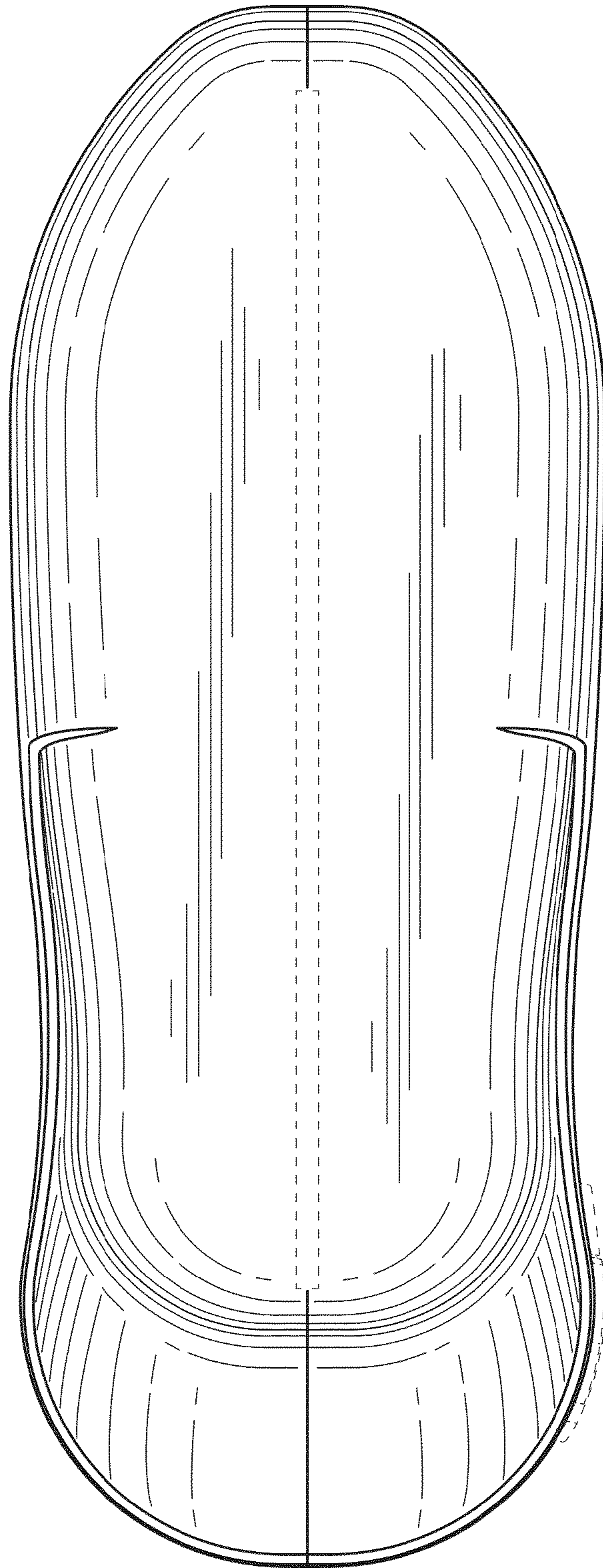


FIG. 7