



US00D683939S

(12) **United States Design Patent**
Little

(10) **Patent No.:** **US D683,939 S**
(45) **Date of Patent:** **** *Jun. 11, 2013**

(54) **SHOE SOLE**

(76) Inventor: **Anthony A. Little**, St. Petersburg, FL
(US)

(*) Notice: This patent is subject to a terminal disclaimer.

(**) Term: **14 Years**

(21) Appl. No.: **29/408,474**

(22) Filed: **Dec. 13, 2011**

(51) **LOC (9) Cl.** **02-04**

(52) **U.S. Cl.**
USPC **D2/952**; D2/951; D2/948; D2/956

(58) **Field of Classification Search**
USPC D2/902, 906, 908, 916, 918, 925,
D2/946-962, 977; 36/3 B, 22 R, 24.5, 25 R,
36/28, 32 R, 34 R, 59 C, 67 A, 103
See application file for complete search history.

(56) **References Cited**

U.S. PATENT DOCUMENTS

D247,832 S *	5/1978	Glasgow et al.	D2/952
4,266,349 A *	5/1981	Schmohl	36/32 R
4,697,361 A *	10/1987	Ganter et al.	36/28
D295,114 S *	4/1988	Horne	D2/948
D309,670 S *	8/1990	Mendonca	D2/952
D350,431 S *	9/1994	Morgan	D2/956
D393,726 S *	4/1998	Sweeney	D25/113
D399,644 S *	10/1998	Ball	D2/952
6,544,626 B1 *	4/2003	Minges	428/141
D507,095 S *	7/2005	Gerber	D2/952
7,101,604 B1 *	9/2006	Minges	428/141

D579,181 S *	10/2008	Swanson et al.	D2/903
D582,134 S *	12/2008	Von Conta et al.	D2/903
D625,906 S *	10/2010	Zhang	D2/898
7,805,860 B2 *	10/2010	Fliri	36/94
D626,311 S *	11/2010	Zhang	D2/898
D627,549 S *	11/2010	Skaja et al.	D2/961
D639,040 S *	6/2011	Skaja et al.	D2/961
D639,535 S *	6/2011	Eggert et al.	D2/898
D647,290 S *	10/2011	Bramani	D2/952
D656,305 S *	3/2012	Harper	D2/960
D661,074 S *	6/2012	Bramani	D2/957
D663,509 S *	7/2012	Bramani	D2/898
D664,744 S *	8/2012	Bramani	D2/898

* cited by examiner

Primary Examiner — T. Chase Nelson

(74) *Attorney, Agent, or Firm* — Michael J. Colitz, Jr.

(57) **CLAIM**

The ornamental design for a shoe sole, as shown and described.

DESCRIPTION

FIG. 1 is a bottom plan view of a shoe sole, showing my new design, shown in use as a part of a shoe.

FIG. 2 is a right side view of the shoe sole.

FIG. 3 is a left side view of the shoe sole.

FIG. 4 is a top plan view of the shoe sole.

FIG. 5 is front view of the shoe sole; and,

FIG. 6 is a back view of the shoe sole.

The upper elements shown in dotted line form no part of the invention. Shown is a shoe sole for a right shoe. Also claimed is a second embodiment of a sole for a left shoe wherein all Figures are mirror images of the Figures described above.

1 Claim, 5 Drawing Sheets

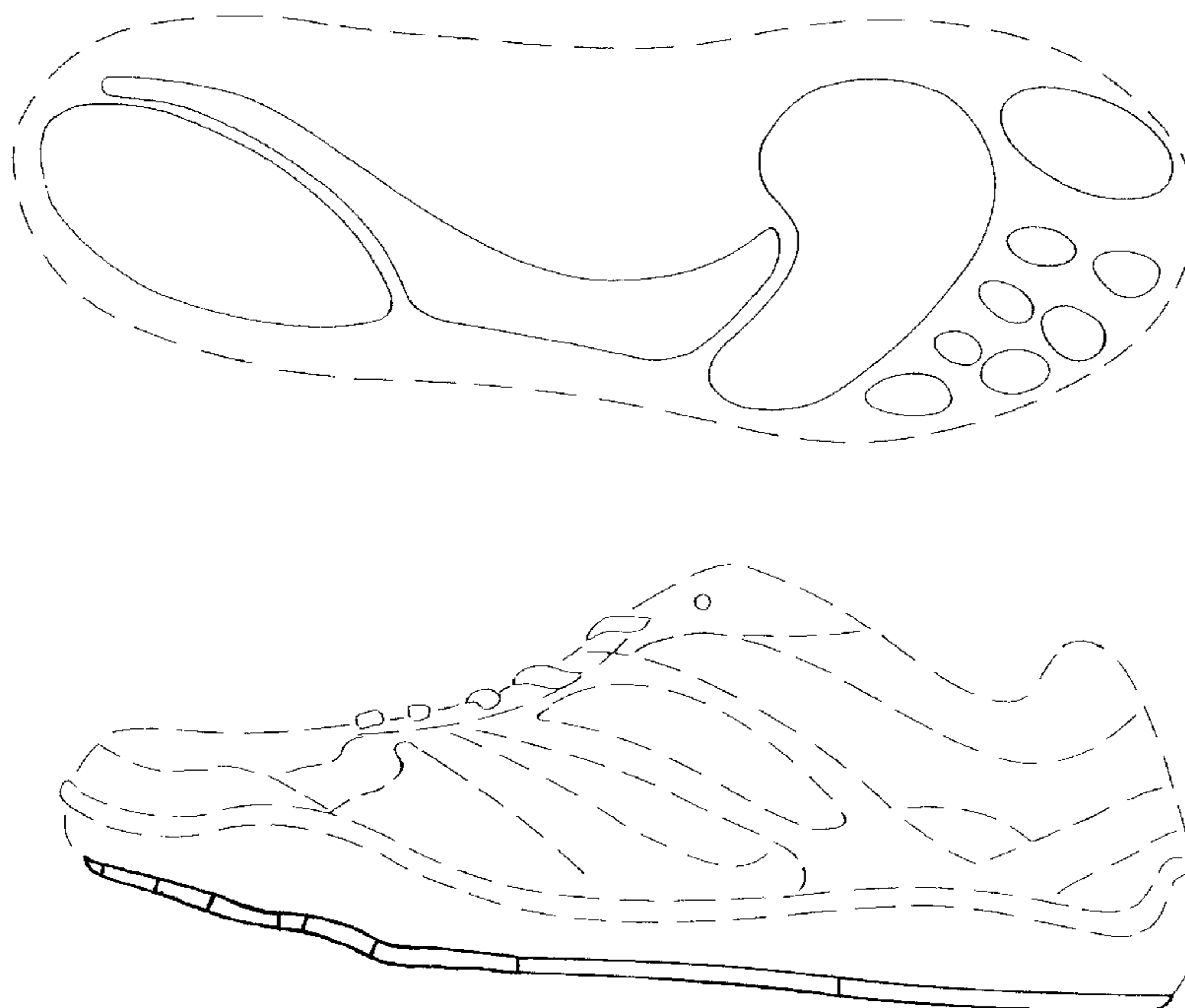


FIG 1

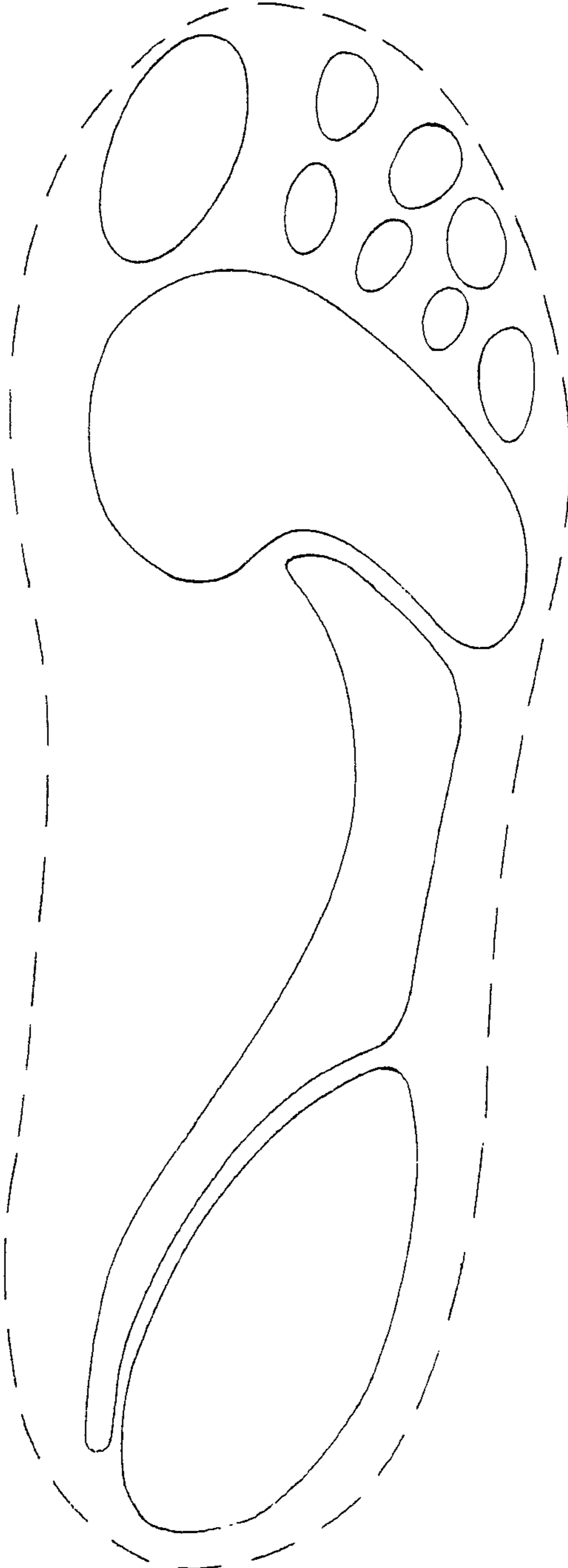


FIG 2

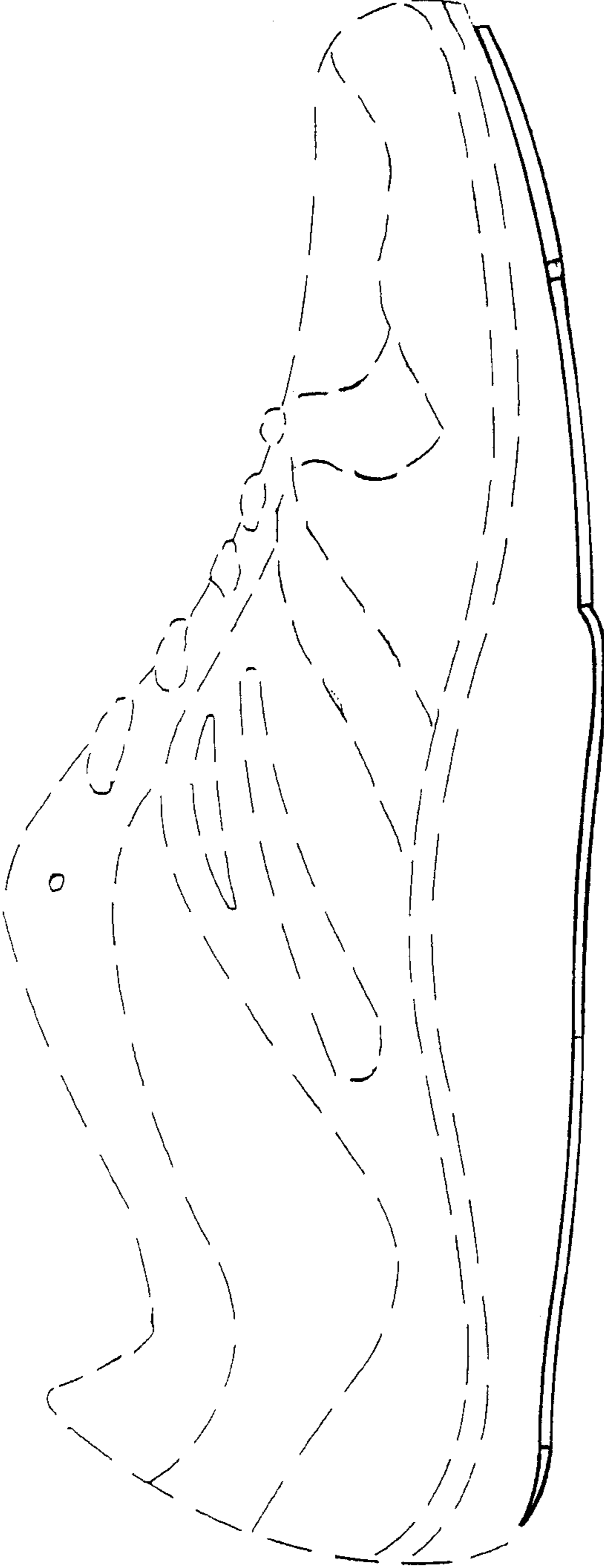


FIG 3

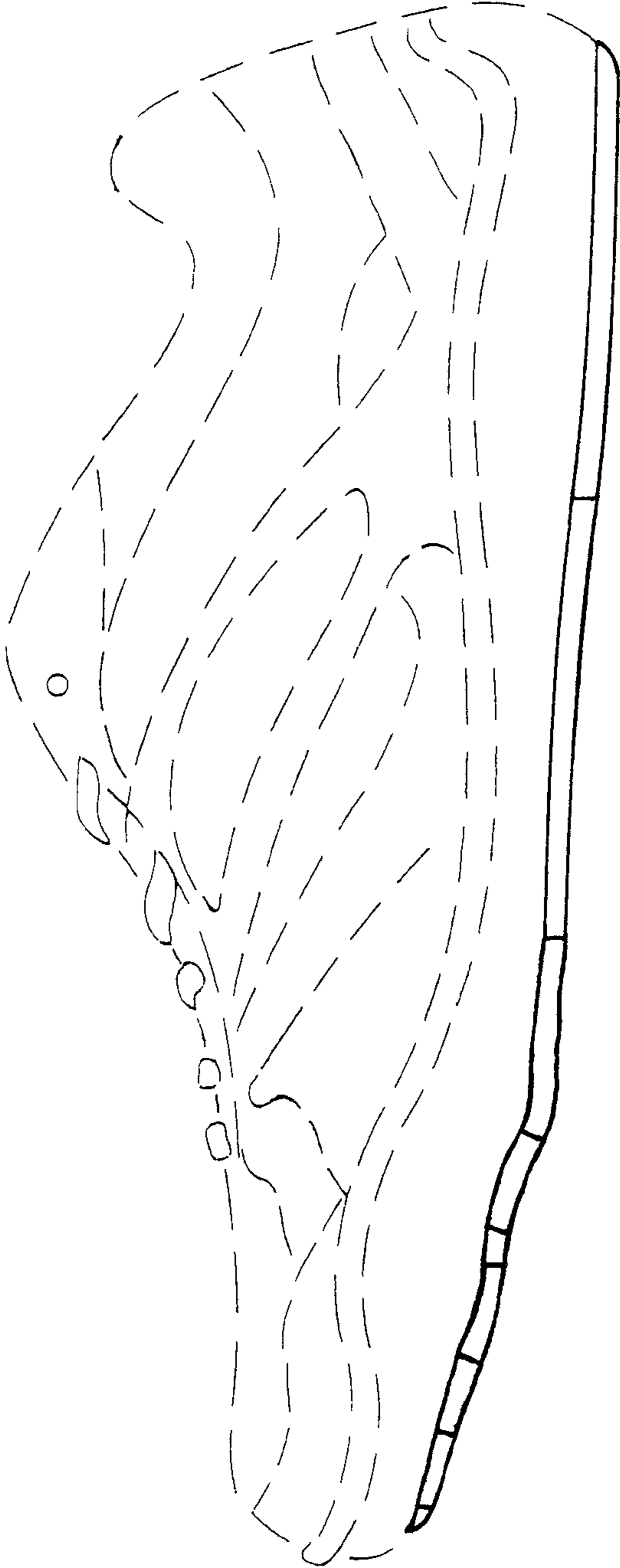


FIG 4

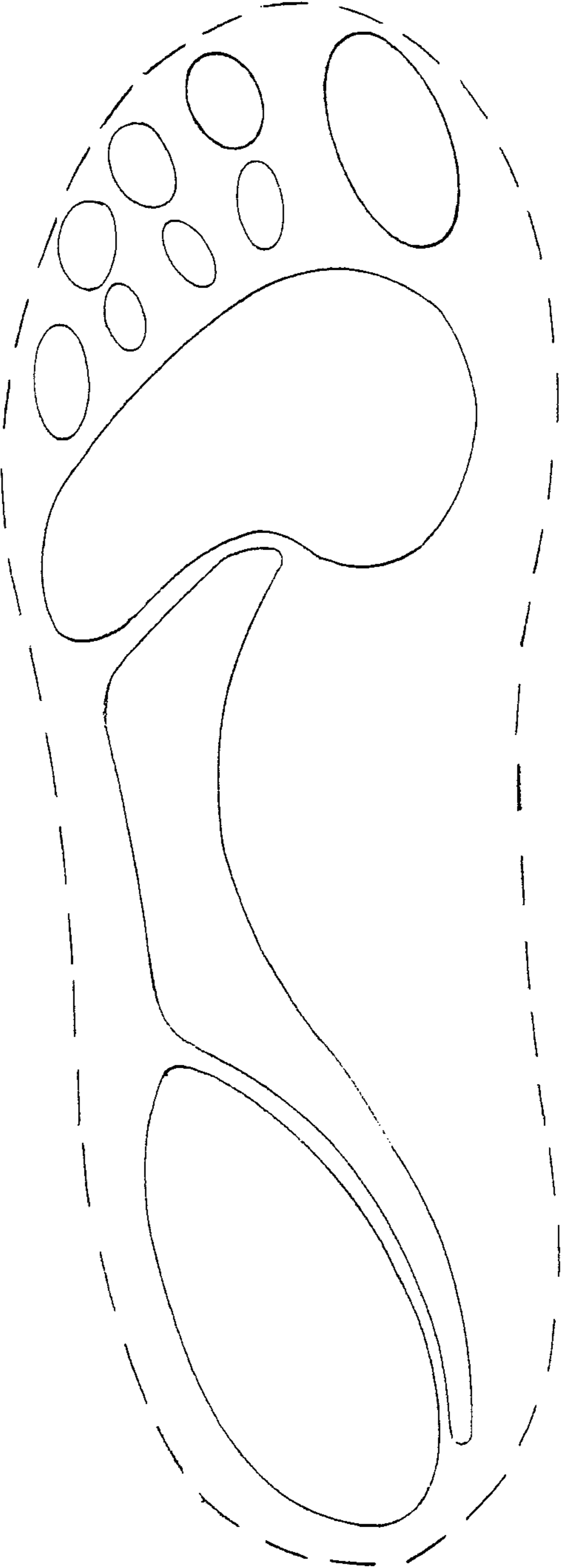


FIG 5

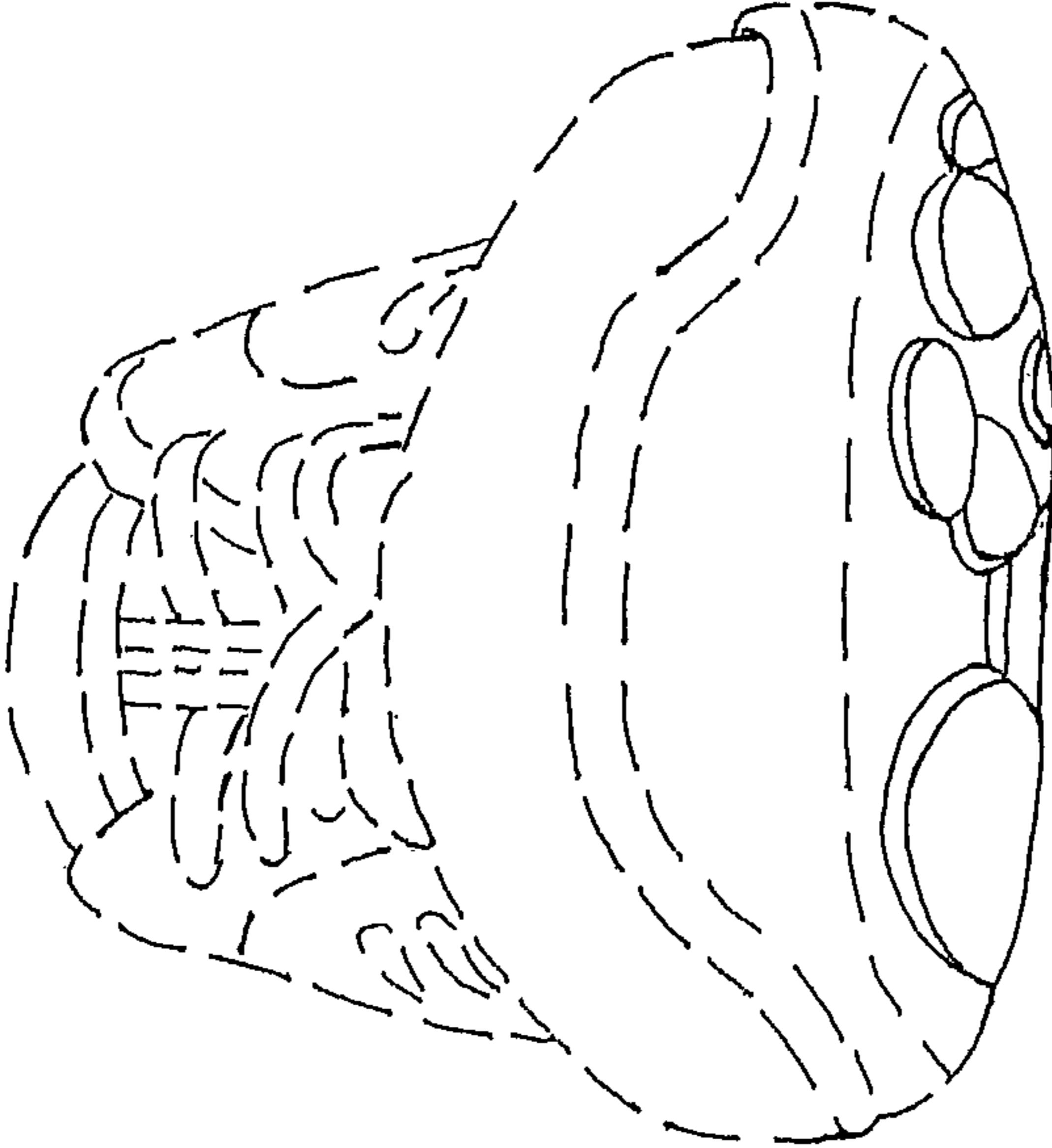


FIG 6

