



US00D683937S

(12) **United States Design Patent**
Raysse

(10) **Patent No.:** **US D683,937 S**
(45) **Date of Patent:** **** Jun. 11, 2013**

(54) **SHOE OUTSOLE AND PERIPHERY**

(71) Applicant: **Skechers U.S.A., Inc. II**, Manhattan Beach, CA (US)

(72) Inventor: **David Raysse**, Los Angeles, CA (US)

(73) Assignee: **Skechers U.S.A., Inc. II**, Manhattan Beach, CA (US)

(**) Term: **14 Years**

(21) Appl. No.: **29/444,915**

(22) Filed: **Feb. 5, 2013**

(51) **LOC (9) Cl.** **02-04**

(52) **U.S. Cl.**
USPC **D2/947**; D2/951; D2/954

(58) **Field of Classification Search**
USPC D2/902, 906, 908, 916, 918, 925,
D2/946-962, 977; 36/3 B, 22 R, 24.5, 25 R,
36/28, 32 R, 34 R, 59 C, 67 A, 103
See application file for complete search history.

(56) **References Cited**

U.S. PATENT DOCUMENTS

D286,342 S *	10/1986	Stubblefield	D2/957
D324,131 S	2/1992	Lucas		
D325,289 S	4/1992	Aveni		
D325,462 S	4/1992	Rogers		
D326,762 S	6/1992	Kiyosawa		
D339,905 S	10/1993	Bensley		
D385,691 S	11/1997	Egelja		
D397,849 S *	9/1998	Mitsui et al.	D2/954
D401,741 S	12/1998	Clarke		
D412,236 S	7/1999	von Conta		
D424,284 S	5/2000	von Conta et al.		
D449,428 S *	10/2001	McClaskie	D2/957
D459,064 S *	6/2002	McClaskie	D2/957
D466,277 S	12/2002	Smith, III		
D466,278 S	12/2002	Smith, III		

D477,129 S *	7/2003	Ramer	D2/952
D494,357 S	8/2004	Del Biondi		
D523,614 S *	6/2006	Mitchell	D2/960
D531,788 S *	11/2006	Rittberg	D2/959
D543,340 S *	5/2007	Favreau et al.	D2/960
D547,033 S	7/2007	Canavan		
D553,334 S *	10/2007	Belley et al.	D2/955
D569,595 S *	5/2008	Le	D2/960
D574,130 S *	8/2008	Le	D2/956
D574,141 S	8/2008	Kaufman		
D576,393 S	9/2008	Kaufman		
D594,194 S *	6/2009	Butler	D2/957
D597,288 S *	8/2009	McClaskie	D2/959
D599,102 S	9/2009	Purdum et al.		
D601,334 S *	10/2009	Werman	D2/959
7,762,008 B1 *	7/2010	Clark et al.	36/3 B
D634,918 S	3/2011	Katz et al.		
D635,748 S	4/2011	Katz et al.		

(Continued)

Primary Examiner — T. Chase Nelson

(74) *Attorney, Agent, or Firm* — Marshall A. Lerner; Marvin H. Kleinberg; Kleinberger & Lerner, LLP

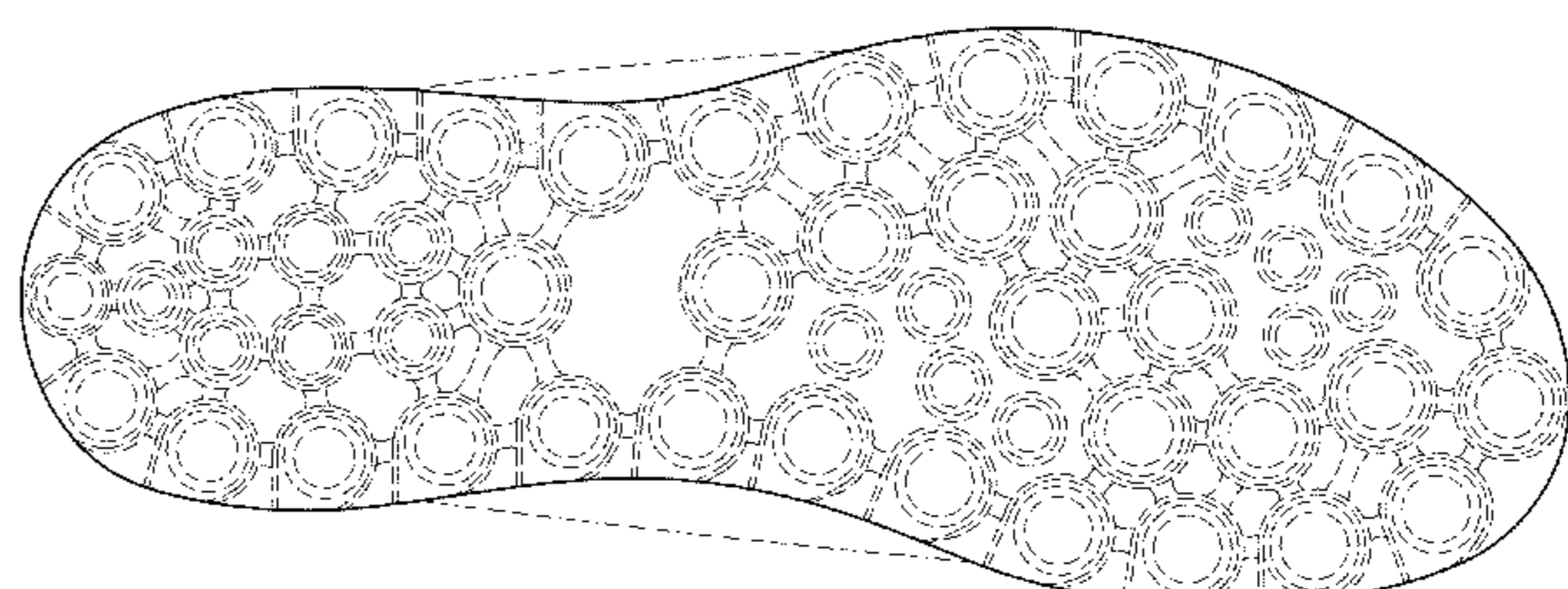
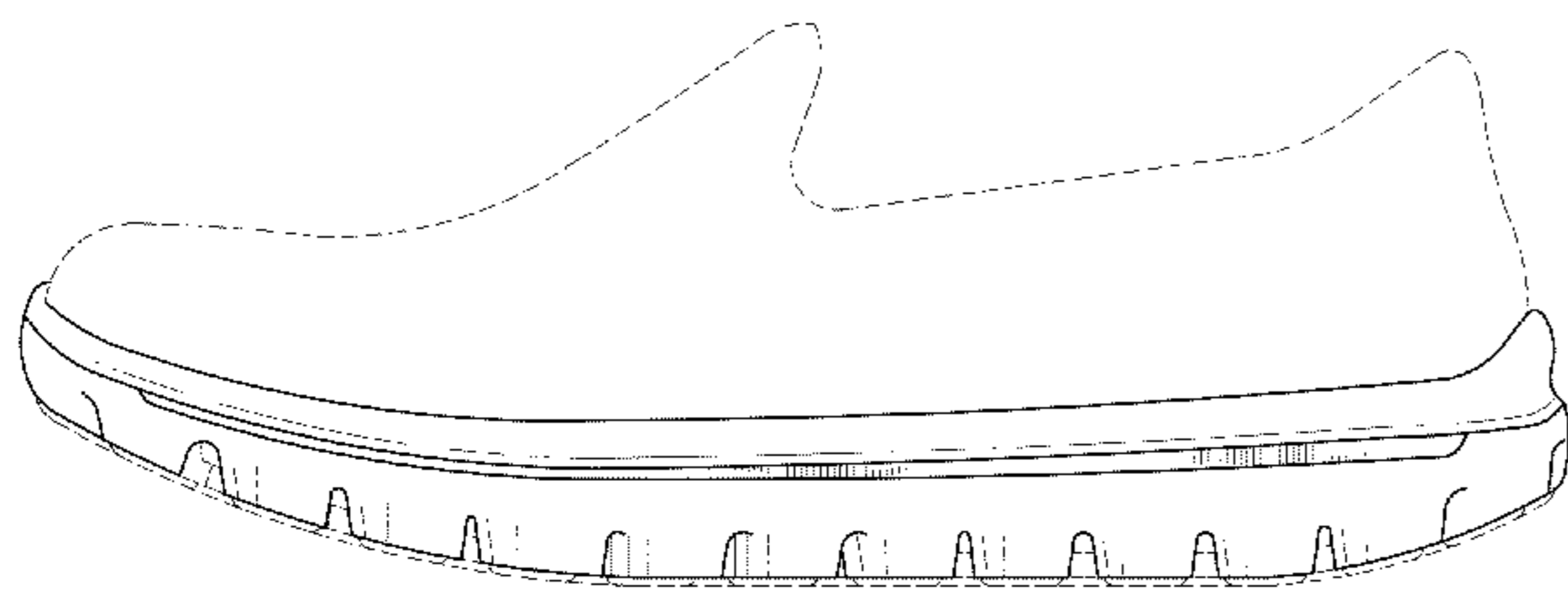
(57) **CLAIM**

The ornamental design for a shoe outsole and periphery, as shown and described.

DESCRIPTION

FIG. 1 is a perspective view of a shoe outsole and periphery in accordance with my new design.
FIG. 2 is a left side view thereof;
FIG. 3 is a right side view thereof;
FIG. 4 is a top plan view thereof;
FIG. 5 is a bottom plan view thereof;
FIG. 6 is a front elevation view thereof; and,
FIG. 7 is a rear elevation view thereof.
Broken lines showing the remainder of the shoe in the figures are for illustrative purposes only and form no part of the claimed invention.

1 Claim, 6 Drawing Sheets



US D683,937 S

Page 2

U.S. PATENT DOCUMENTS

D636,567 S	4/2011	Raysse		D653,842 S	2/2012	Weiss	
D639,545 S	6/2011	Weiss		D662,293 S	6/2012	Christopherson	
D640,863 S *	7/2011	Raysse	D2/946	D672,123 S	12/2012	Williams, Jr.	
D643,189 S	8/2011	Teteriatnikov		2007/0107259 A1 *	5/2007	Kilgore et al.	36/31
D644,418 S *	9/2011	Yi	D2/946	2008/0229617 A1 *	9/2008	Johnson et al.	36/102
D644,824 S *	9/2011	Leleu	D2/946	2010/0180474 A1 *	7/2010	Clark et al.	36/3 B
D645,240 S *	9/2011	McClaskie	D2/959	2012/0167416 A1 *	7/2012	Christensen et al.	36/103

* cited by examiner

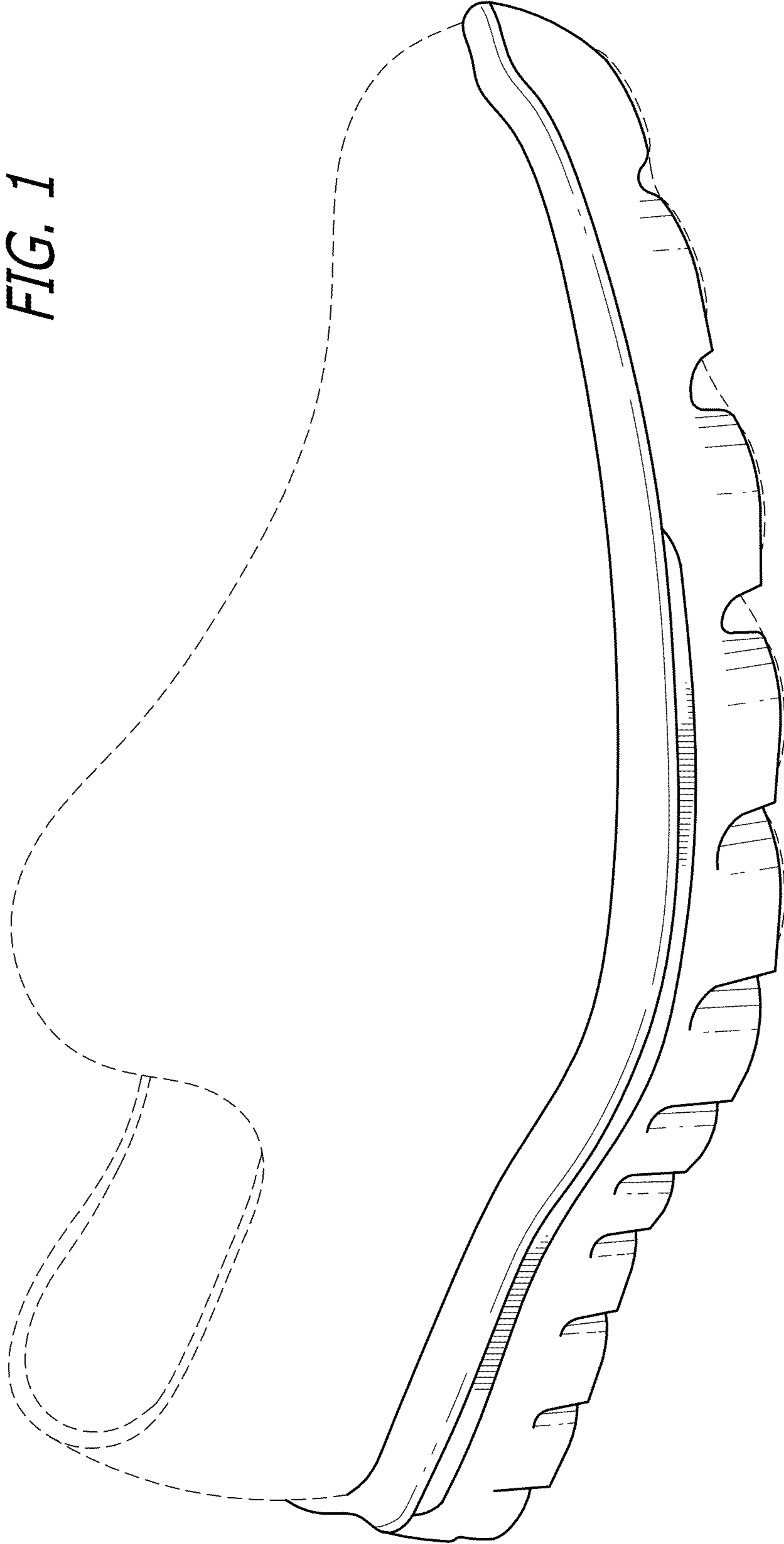


FIG. 1

FIG. 2

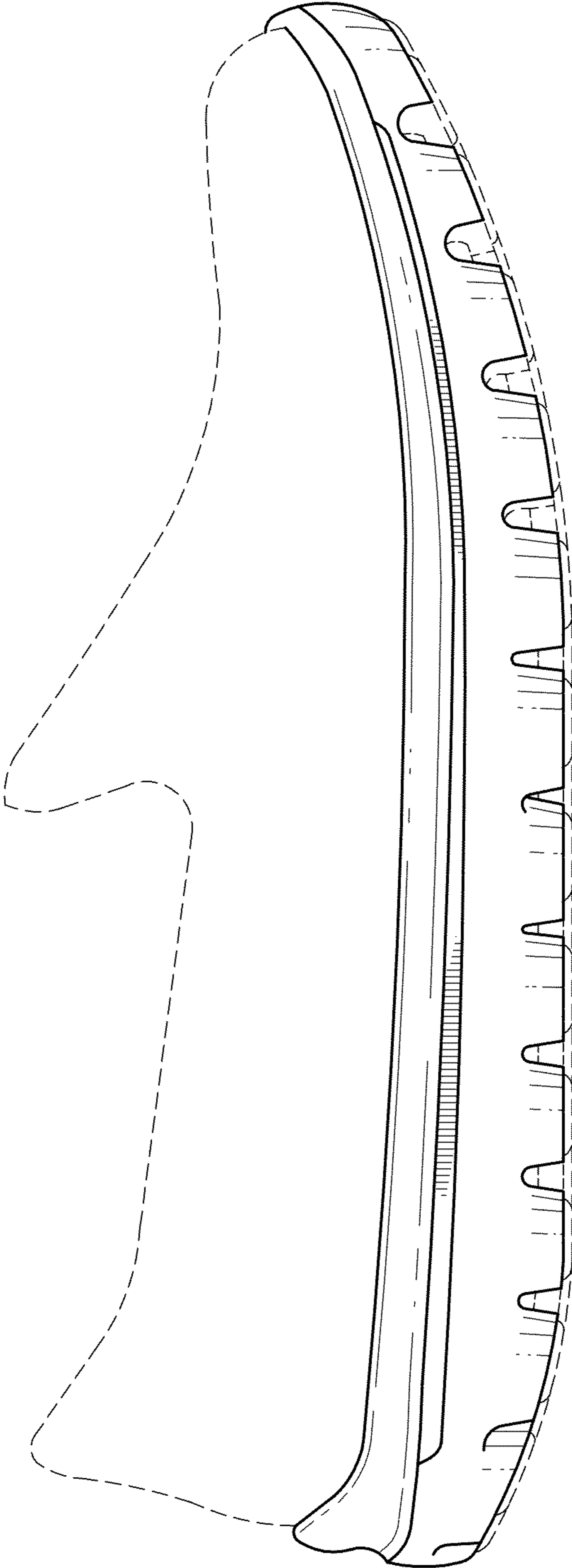
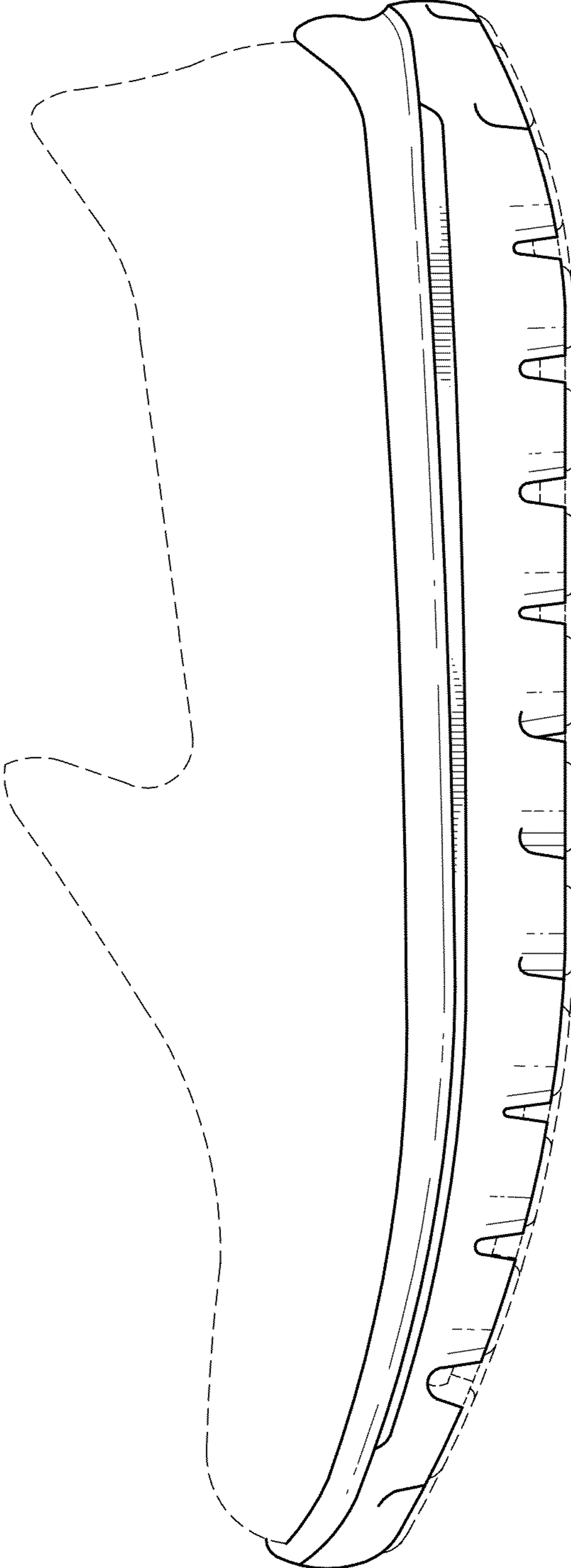


FIG. 3



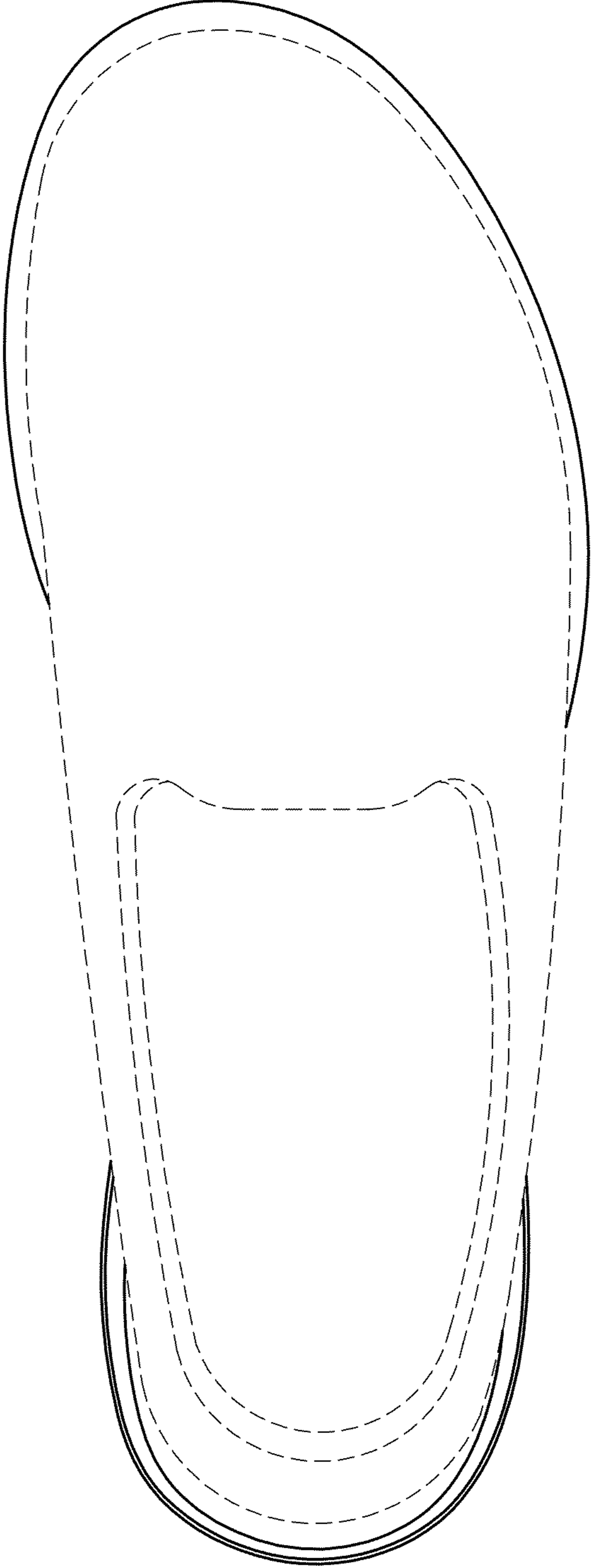


FIG. 4

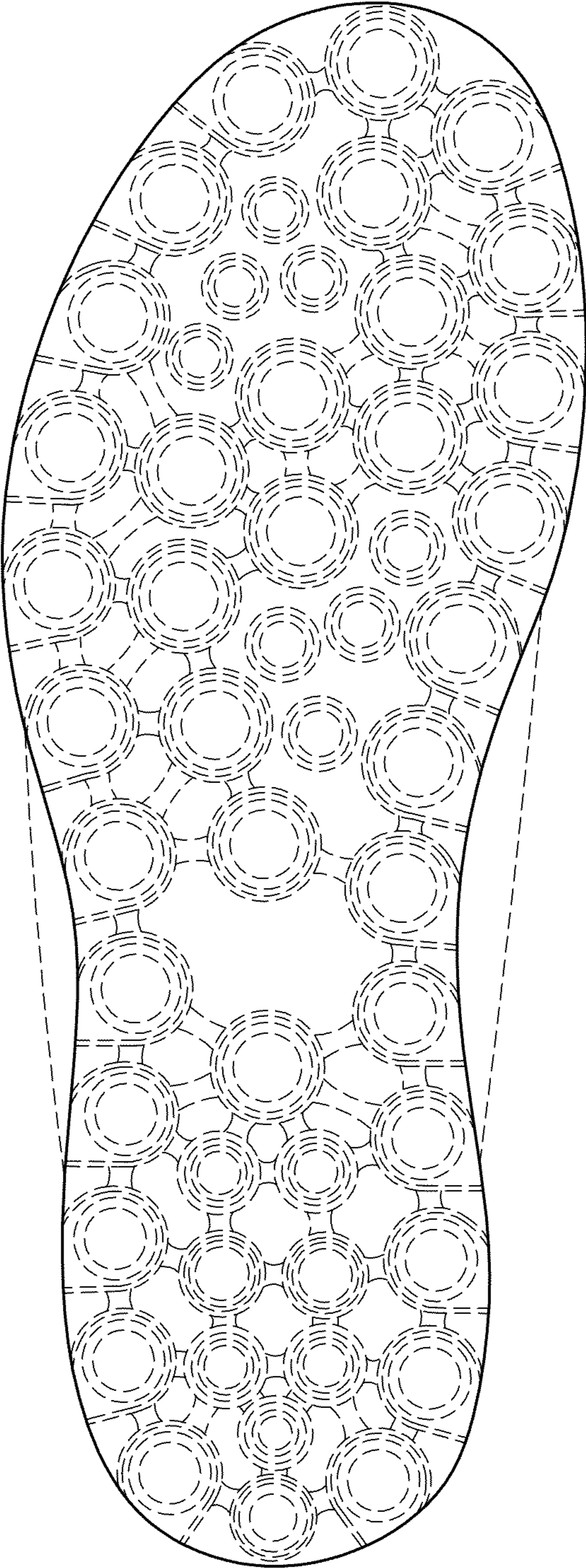


FIG. 5

FIG. 7

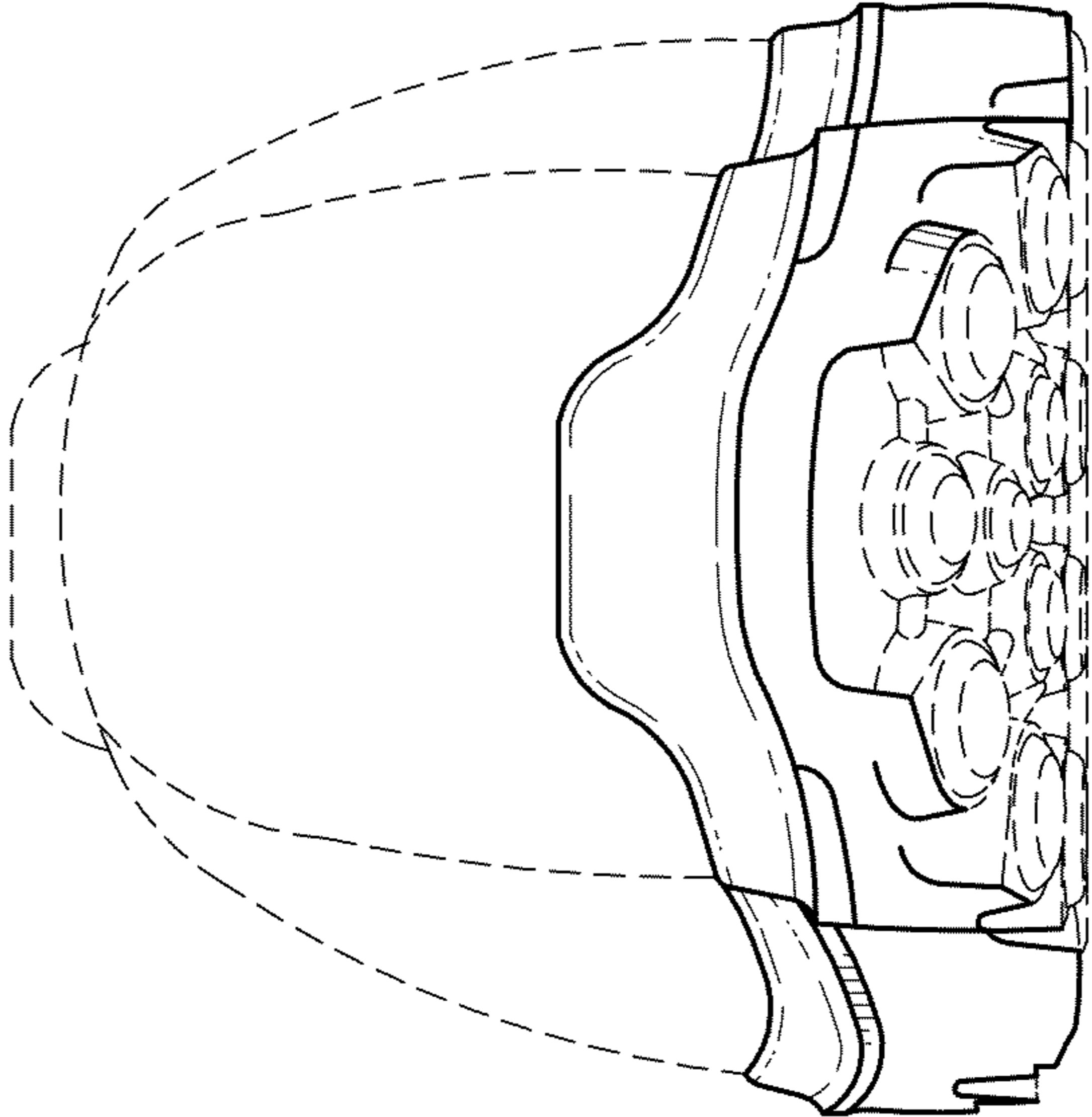


FIG. 6

