



US00D683936S

(12) **United States Design Patent**
Gavrieli et al.

(10) **Patent No.:** **US D683,936 S**
(45) **Date of Patent:** **** Jun. 11, 2013**

(54) **SINGLE-SOLE SHOE**

(71) Applicant: **Gavrieli Brands LLC**, Beverly Hills, CA (US)

(72) Inventors: **Kfir Gavrieli**, Los Angeles, CA (US);
Dikla Gavrieli, Los Angeles, CA (US)

(73) Assignee: **Gavrieli Brands LLC**, Beverly Hills, CA (US)

(**) Term: **14 Years**

(21) Appl. No.: **29/439,745**

(22) Filed: **Dec. 14, 2012**

Related U.S. Application Data

(63) Continuation of application No. 13/207,397, filed on Aug. 10, 2011.

(51) **LOC (9) Cl.** **02-04**

(52) **U.S. Cl.**
USPC **D2/939**; D2/925

(58) **Field of Classification Search**
USPC D2/896, 900, 919–921, 925–942,
D2/946, 949, 959, 69, 971, 9; 36/1, 83, 8.1–8.3,
36/9 R, 45–58, 104, 108, 76 R
See application file for complete search history.

(56) **References Cited**

U.S. PATENT DOCUMENTS

1,525,848	A	*	2/1925	Bonaventure	36/8.3
D133,819	S	*	9/1942	Harris	D2/939
D149,685	S	*	5/1948	Sandler	D2/935
D150,729	S	*	8/1948	Sandler	D2/927
D166,090	S	*	3/1952	Maling	D2/897
D200,897	S	*	4/1965	Mitchell	D2/919

D247,396	S	*	3/1978	Schlerth	D2/939
D295,692	S	*	5/1988	Zuidema et al.	D2/950
D339,669	S	*	9/1993	Miller	D2/919
D457,292	S	*	5/2002	Sessa	D2/949
D500,191	S	*	12/2004	Belley et al.	D2/969
D527,513	S	*	9/2006	Della Valle	D2/919
D534,341	S	*	1/2007	Choi	D2/971
D593,295	S	*	6/2009	Belley et al.	D2/969
D593,297	S	*	6/2009	Belley et al.	D2/969
D593,307	S	*	6/2009	Belley et al.	D2/969
D599,093	S	*	9/2009	Issler	D2/971
D668,847	S	*	10/2012	Gavrieli et al.	D2/939
D668,848	S	*	10/2012	Gavrieli et al.	D2/939

* cited by examiner

Primary Examiner — Dominic Simone

(74) *Attorney, Agent, or Firm* — Morgan, Lewis & Bockius LLP

(57) **CLAIM**

An ornamental design for a single-sole shoe, as shown and described.

DESCRIPTION

FIG. 1 is a perspective view of our new design of a single-sole shoe;

FIG. 2 is a first side view of the design of FIG. 1;

FIG. 3 is a second side view of the design of FIG. 1;

FIG. 4 is a top view of the design of FIG. 1;

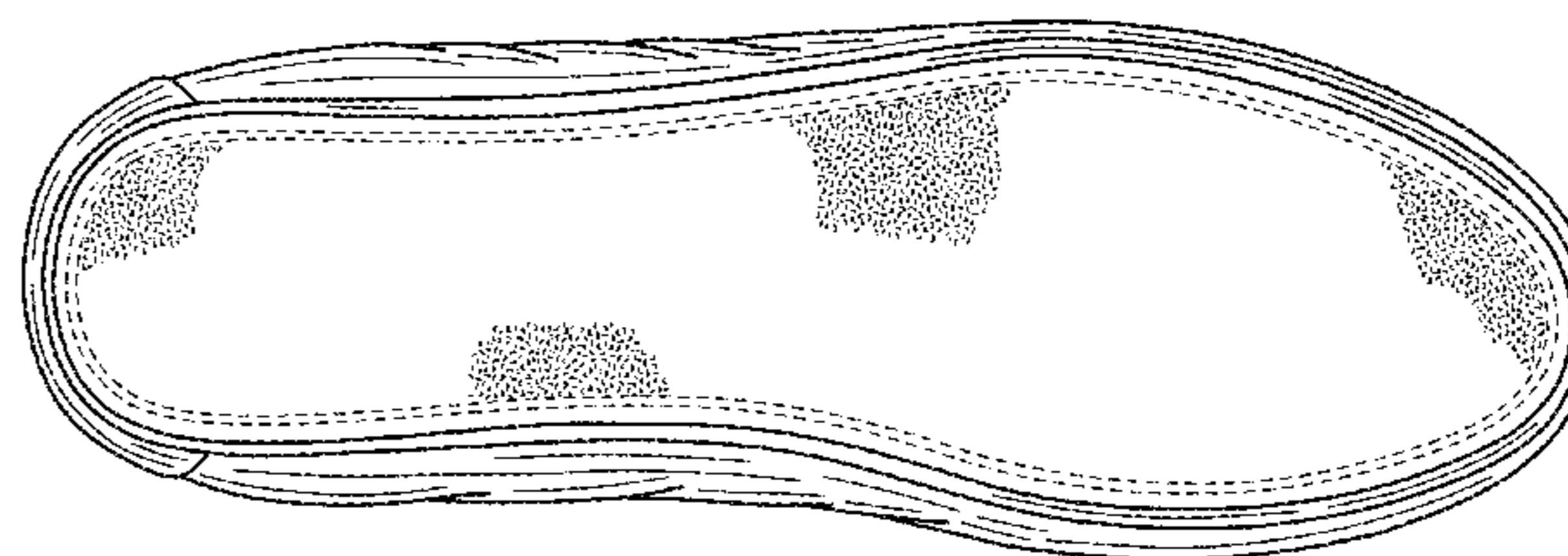
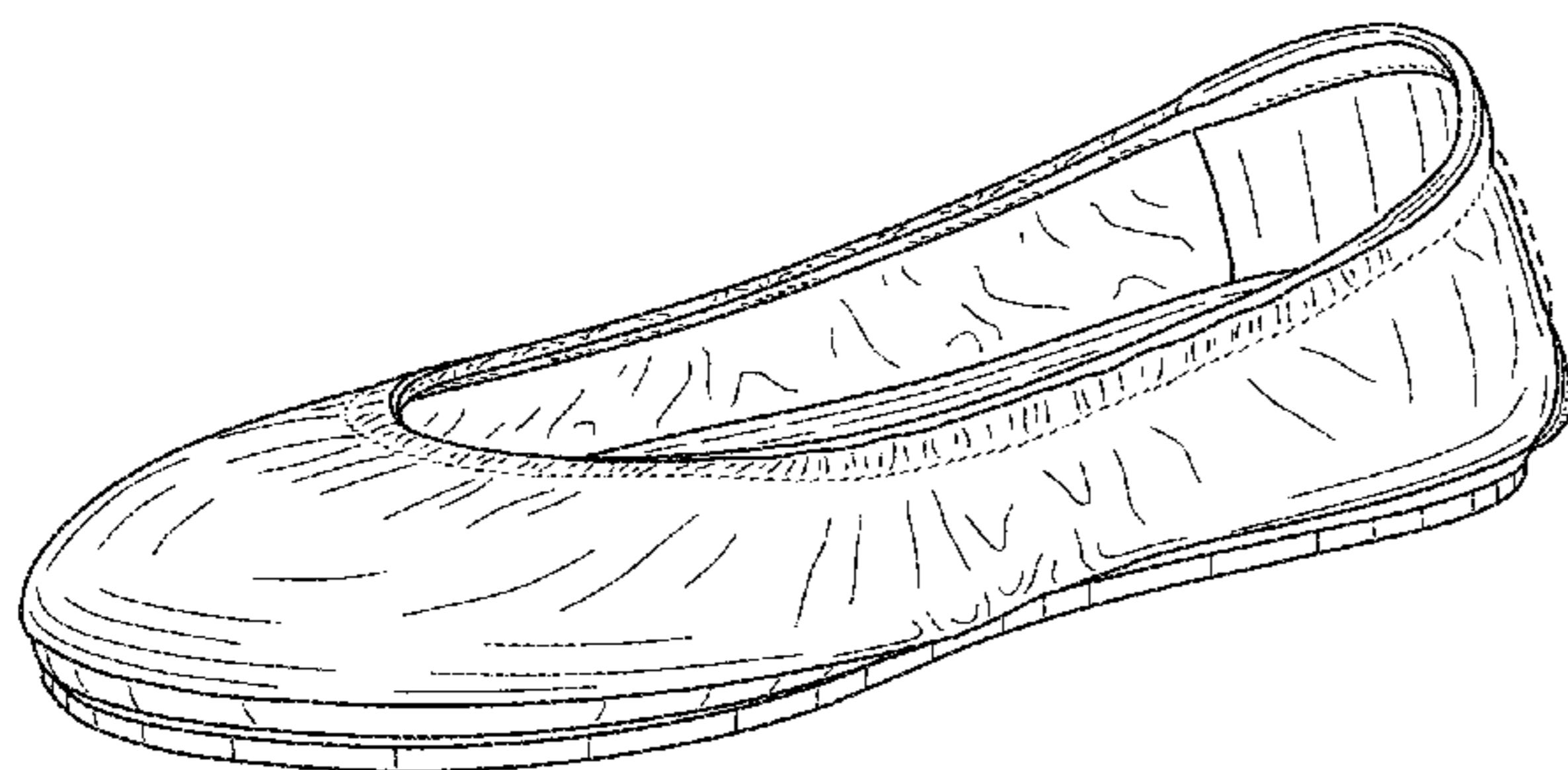
FIG. 5 is a bottom view of the design of FIG. 1;

FIG. 6 is a front view of the design of FIG. 1; and,

FIG. 7 is a back view of the design of FIG. 1.

The broken lines illustrating the heel stripe as well as the channel on the sole in the above described Figures are for illustrative purposes only and form no part of the claimed design.

1 Claim, 6 Drawing Sheets



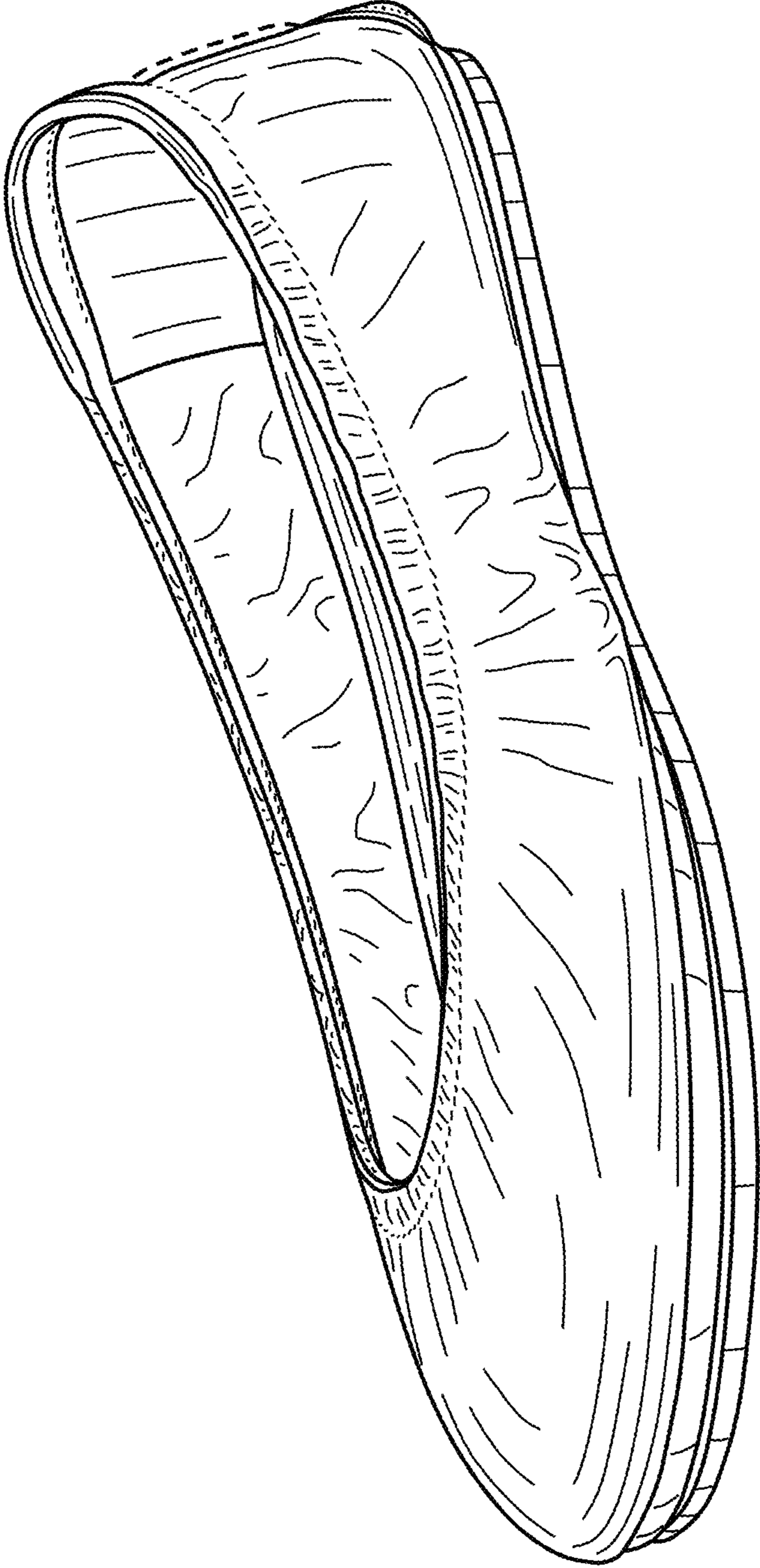


FIG. 1

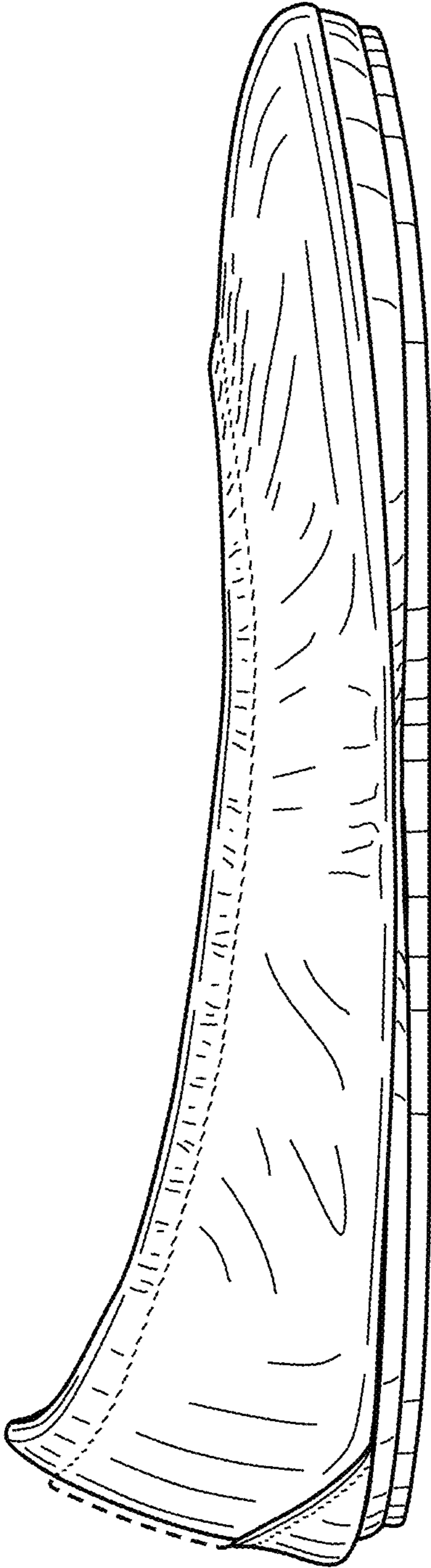


FIG. 2

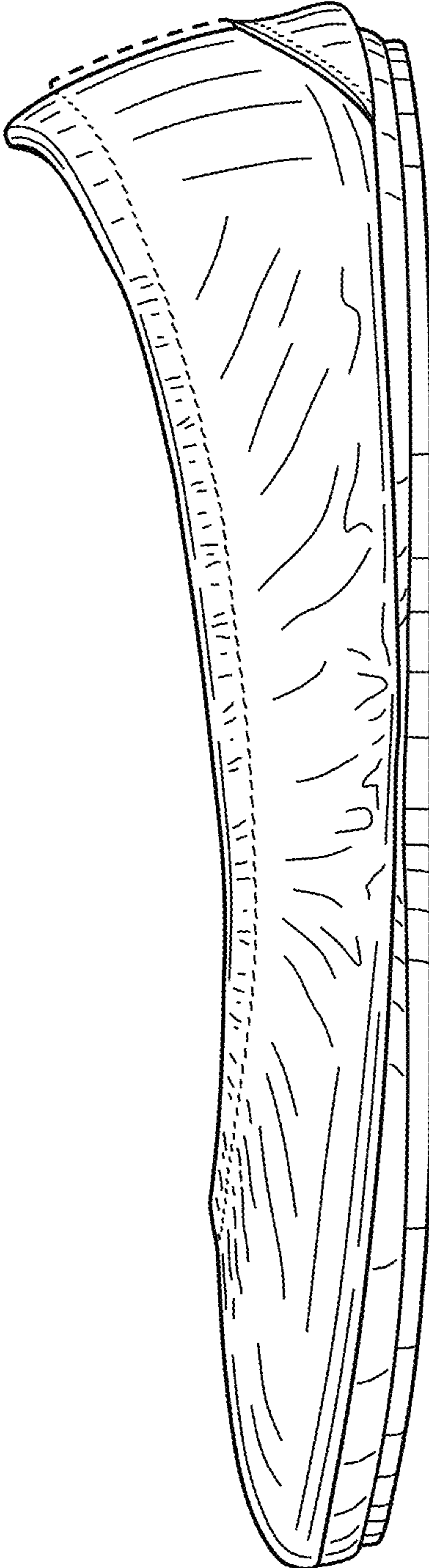


FIG. 3

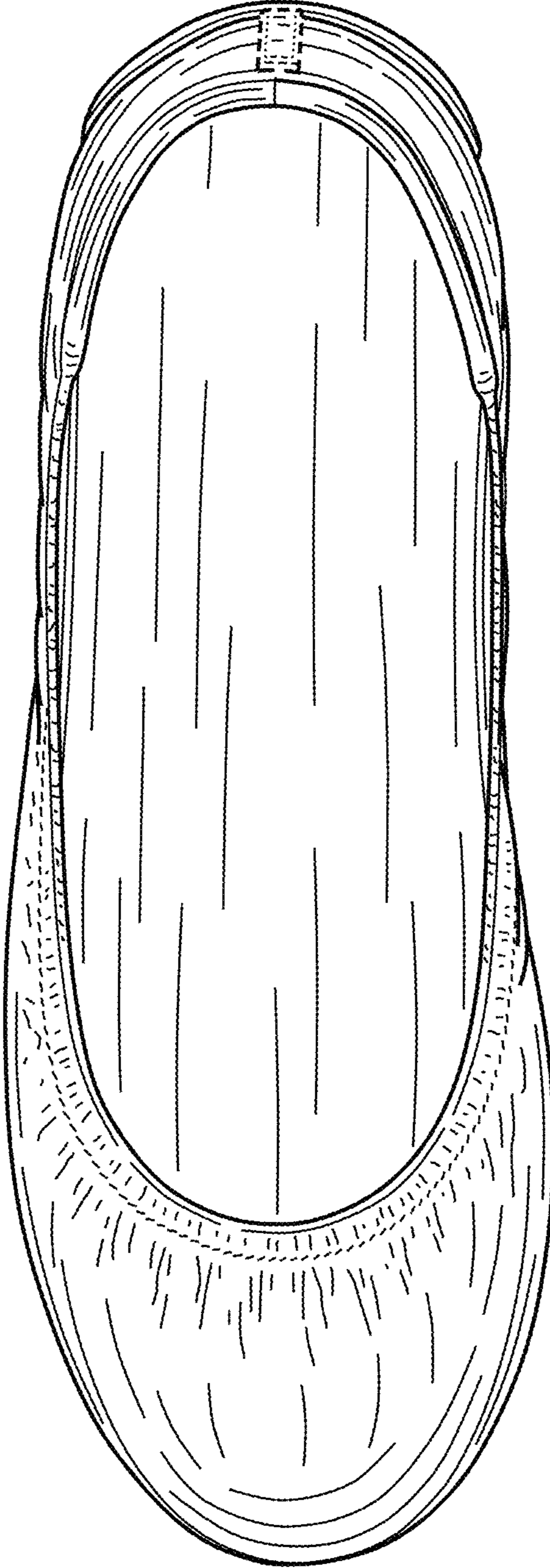


FIG. 4

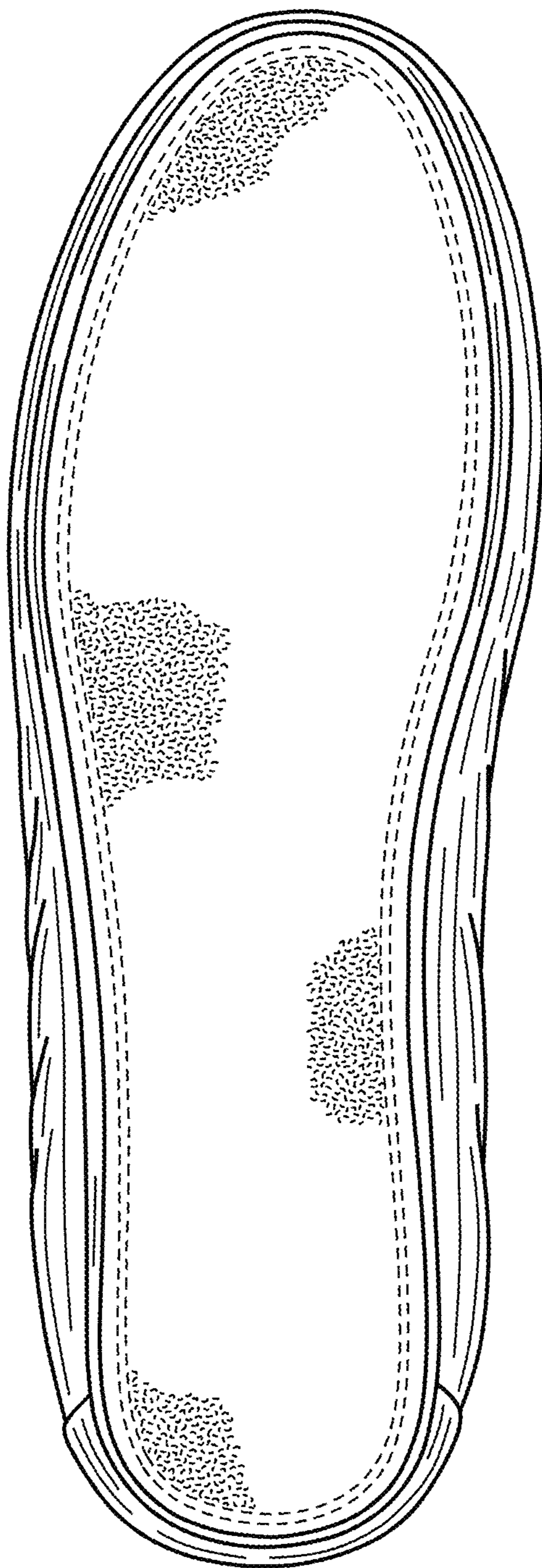


FIG. 5

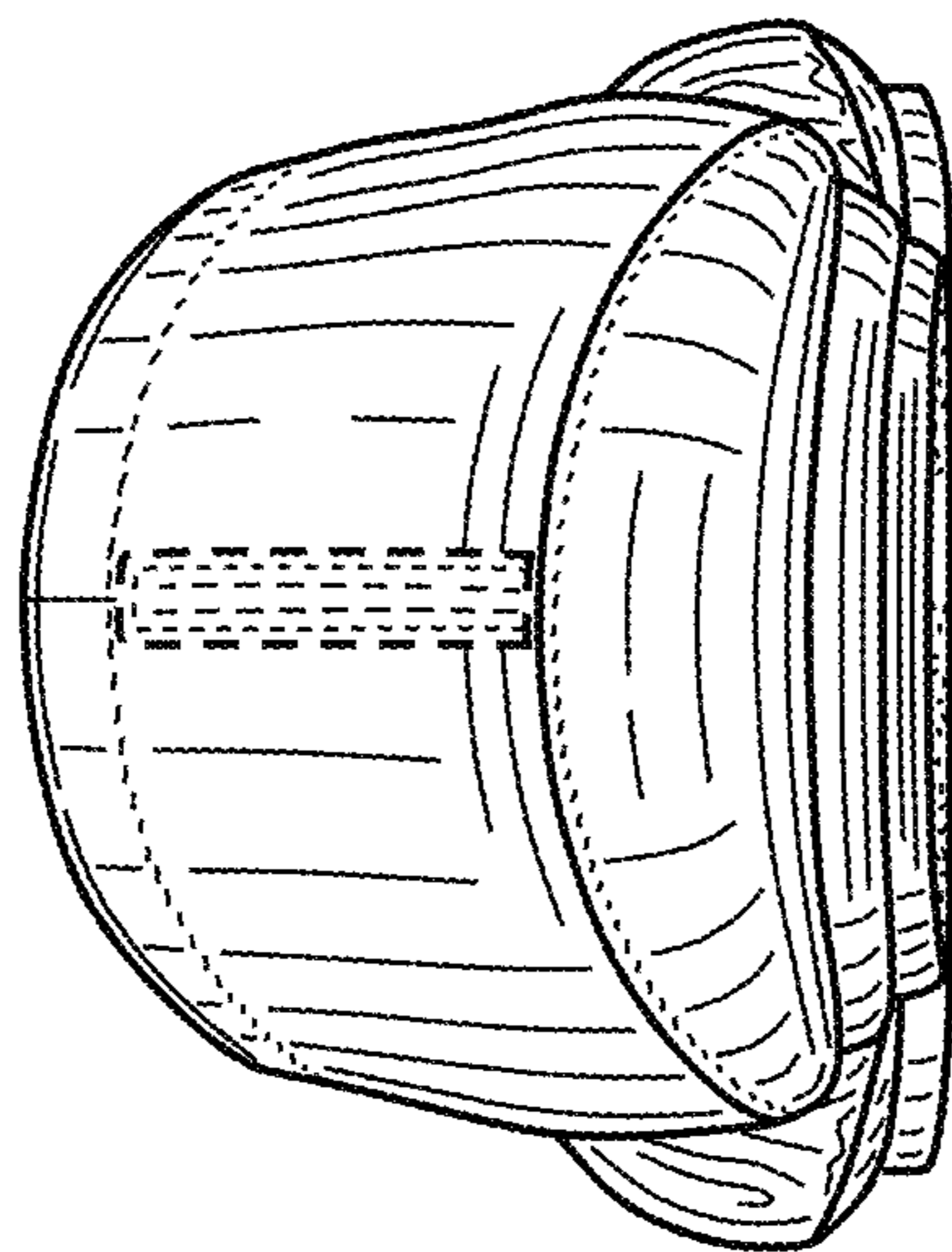


FIG. 7

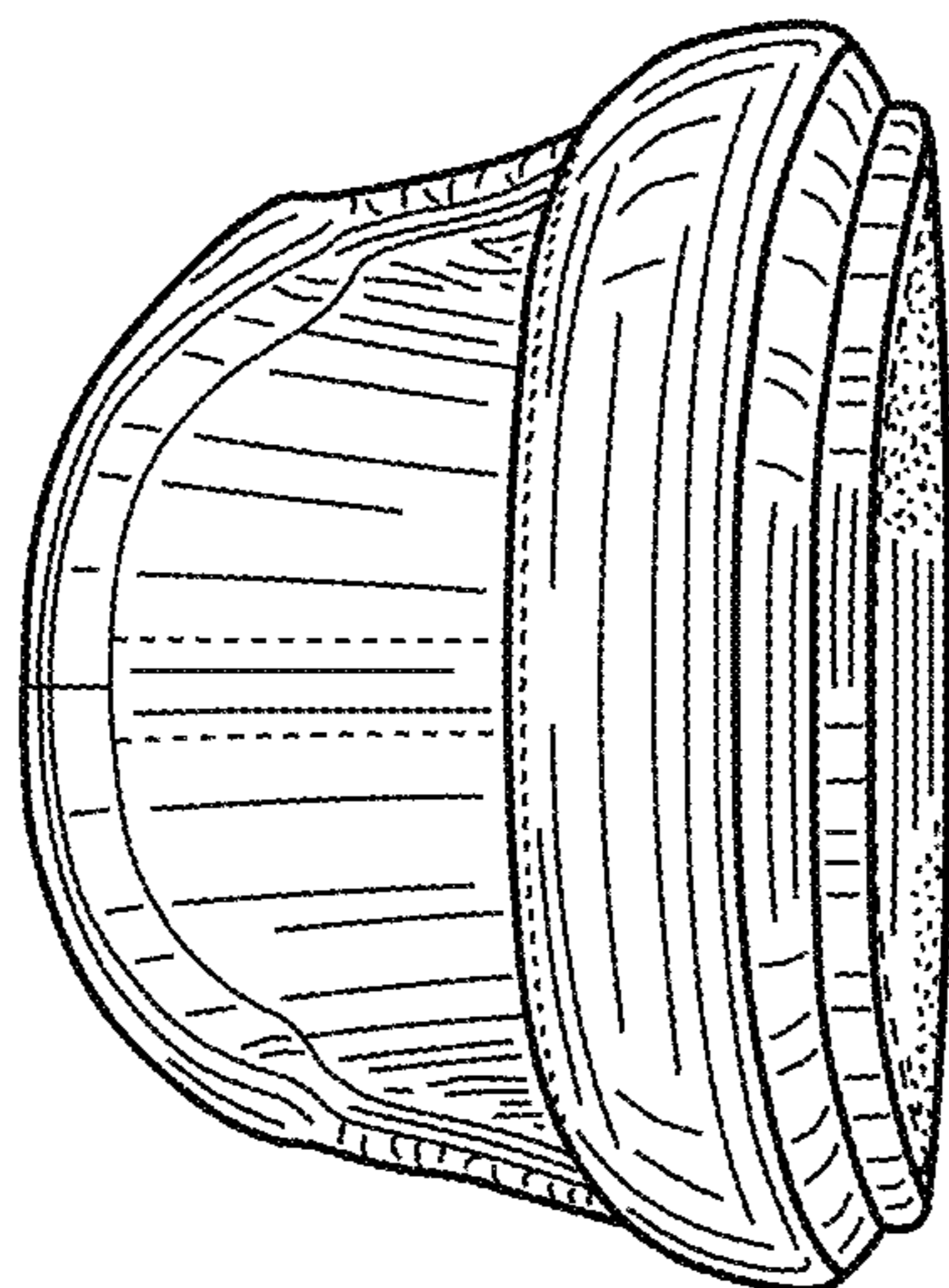


FIG. 6