



US00D683927S

(12) **United States Design Patent**
Tansey et al.

(10) **Patent No.:** **US D683,927 S**

(45) **Date of Patent:** **** Jun. 11, 2013**

(54) **ANIMAL FOOD PRODUCT**

(76) Inventors: **Anthony Joseph Tansey**, Blessington (IE); **Paul Morrow Dempsey**, Dalkey (IE)

(**) Term: **14 Years**

(21) Appl. No.: **29/402,149**

(22) Filed: **Sep. 21, 2011**

(51) **LOC (9) Cl.** **01-01**

(52) **U.S. Cl.**
USPC **D1/125**

(58) **Field of Classification Search**

USPC D1/100-130, 199; 426/104, 115, 426/144, 249, 274, 517, 518, 805; D21/386; D25/119, 121; D30/160; D24/102, 103
See application file for complete search history.

(56) **References Cited**

U.S. PATENT DOCUMENTS

D5,177 S *	8/1871	Gould	D25/128
D134,414 S *	11/1942	Orme, Jr.	D1/120
D230,908 S *	3/1974	Bair, Jr.	D1/120
D478,705 S *	8/2003	Dahl et al.	D1/125
D492,467 S *	7/2004	Pittard et al.	D1/125
D511,236 S *	11/2005	Crum et al.	D1/106
D514,264 S *	1/2006	Viola	D30/160
D603,134 S *	11/2009	Powell	D1/199
D630,409 S *	1/2011	Tansey et al.	D1/125

D636,971 S *	5/2011	Diermeier et al.	D1/125
2003/0228400 A1 *	12/2003	Dahl et al.	426/282
2008/0003270 A1 *	1/2008	Garcia Martinez	424/442

* cited by examiner

Primary Examiner — Cathron Brooks

Assistant Examiner — Katie Mroczka

(74) *Attorney, Agent, or Firm* — George P. Kobler; Lanier Ford Shaver & Payne P.C.


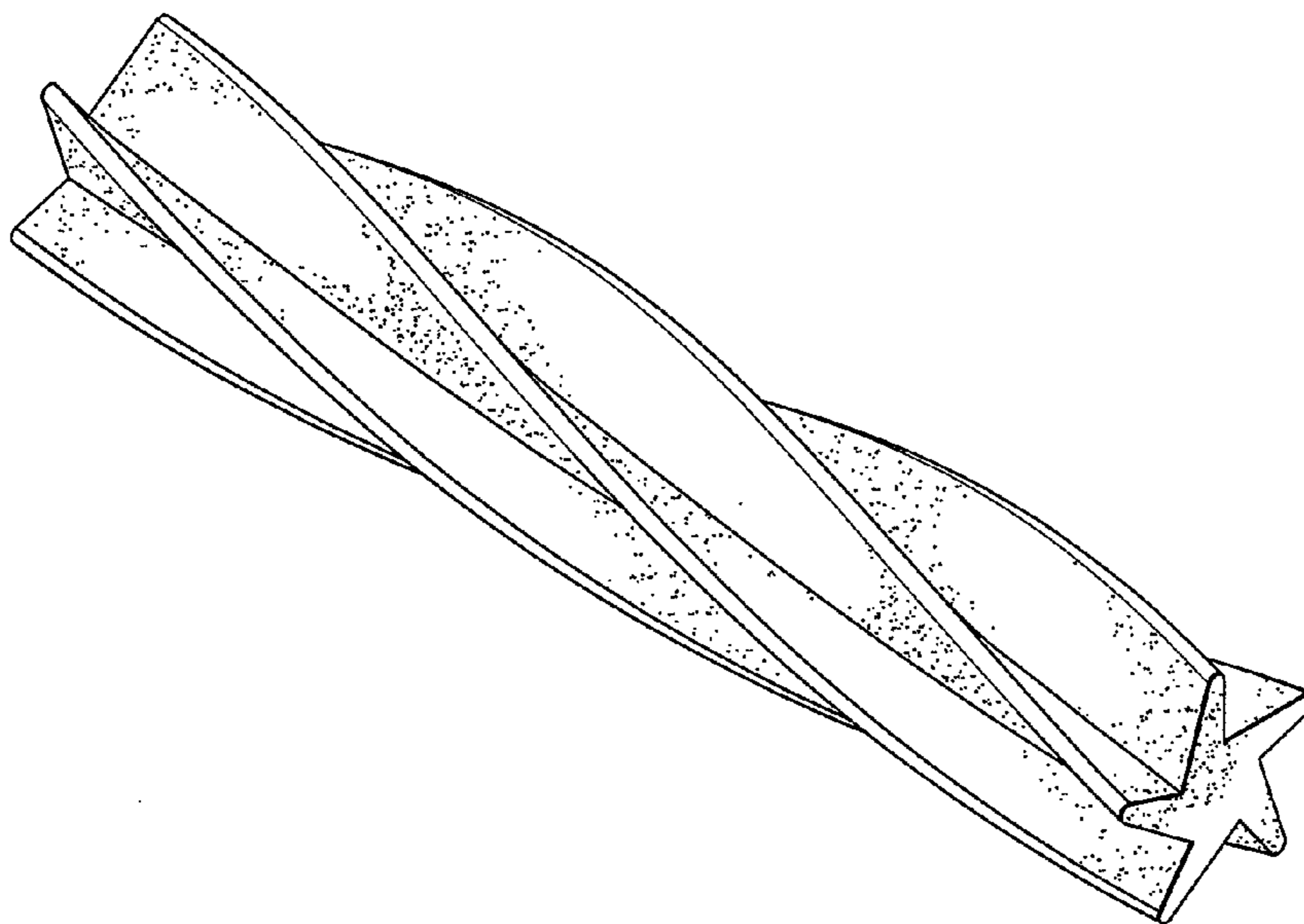
(57) **CLAIM**

The ornamental design for an animal food product, as shown and described.

DESCRIPTION

FIG. 1 is a perspective view of the animal food product; FIG. 2 is a view from one end of the animal food product; FIG. 3 is a view from an opposing end of the animal food product; FIG. 4 is a side elevational view of the animal food product; FIG. 5 is another side elevational view of the animal food product rotated about its longitudinal axis compared to FIG. 4; FIG. 6 is a further side elevational view of the animal food product rotated about its longitudinal axis compared to FIGS. 4 and 5; and, FIG. 7 is another side elevational view of the animal food product rotated about its longitudinal axis compared to FIGS. 4 through 6.

1 Claim, 2 Drawing Sheets



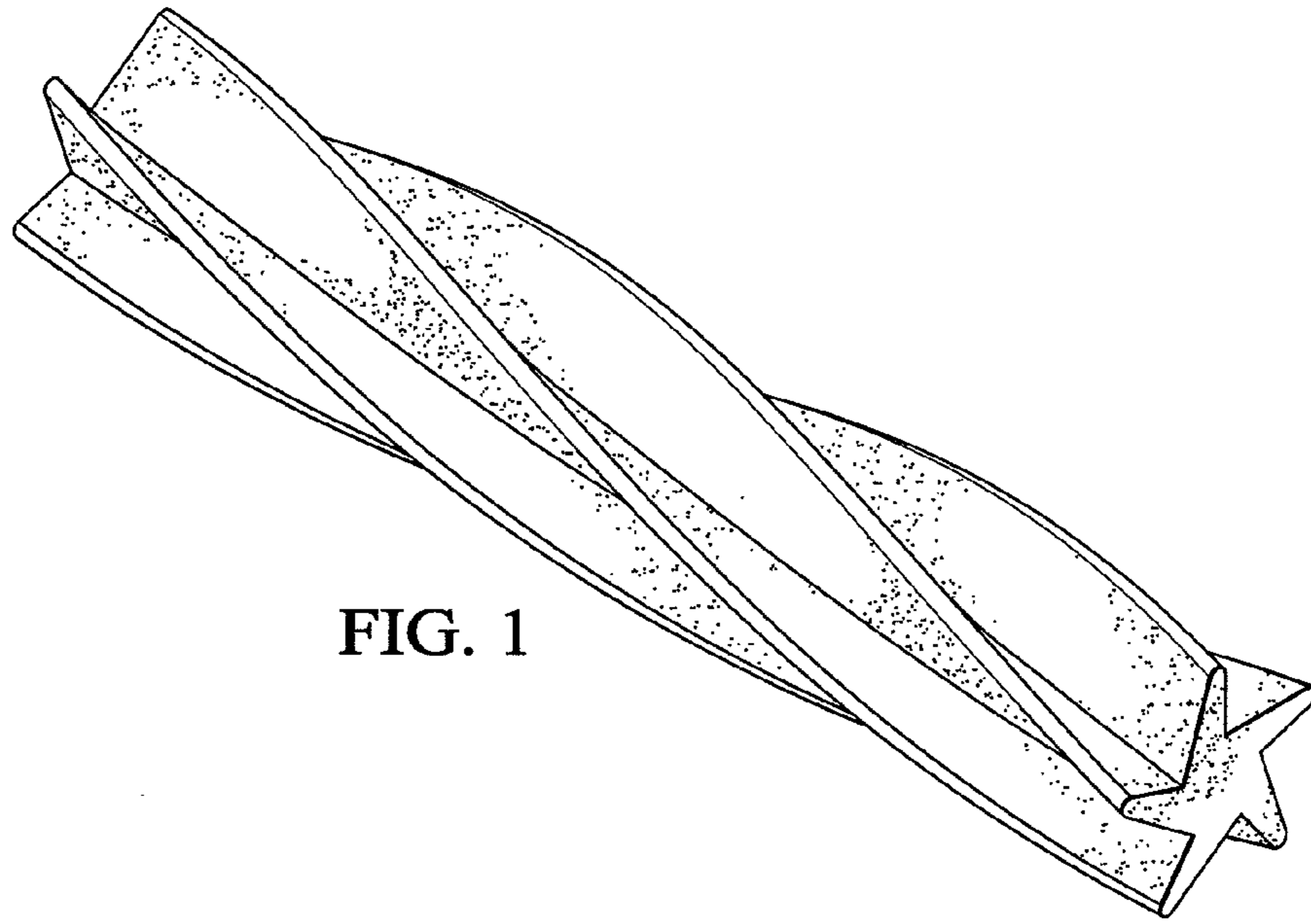


FIG. 1




FIG. 2

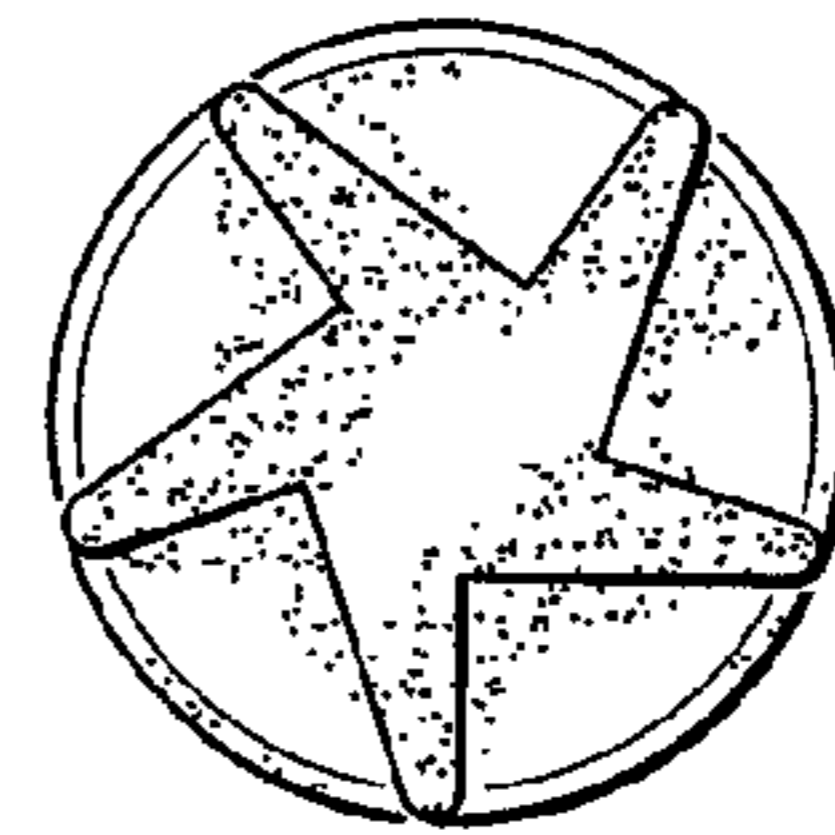


FIG. 3

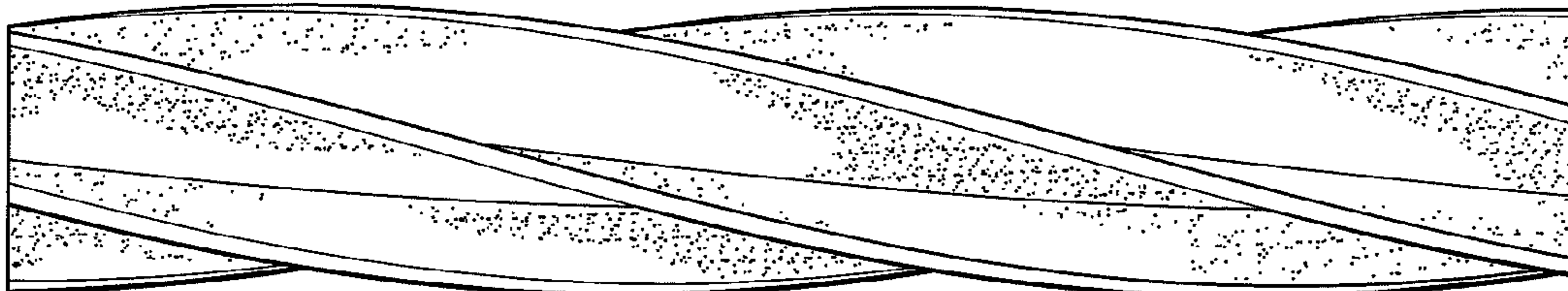


FIG. 4

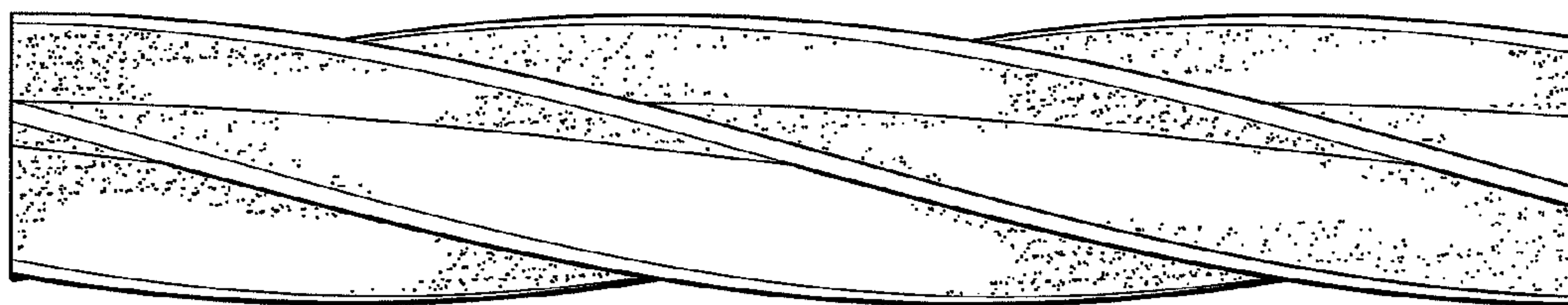


FIG. 5

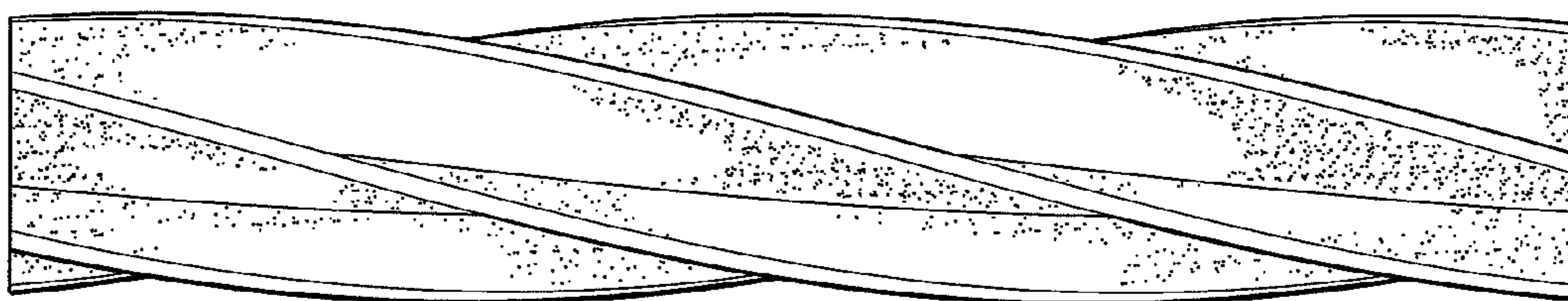


FIG. 6

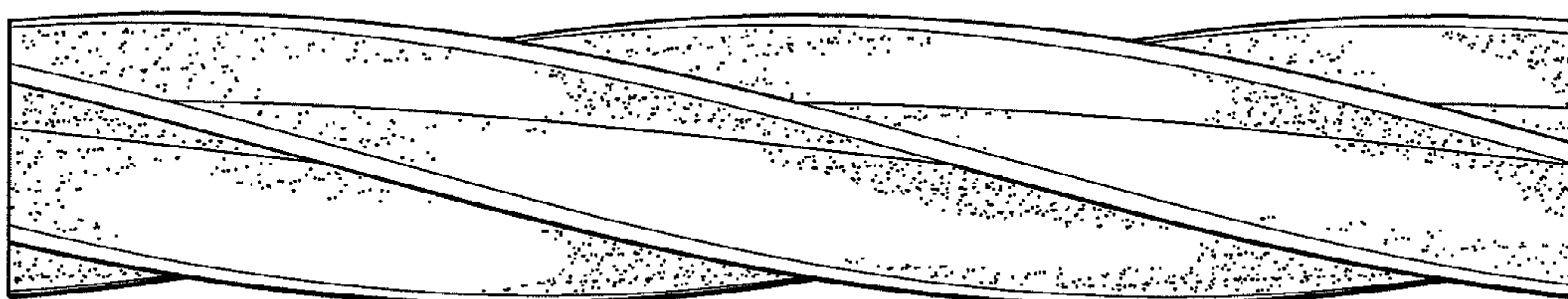


FIG. 7