



US00D683913S

(12) **United States Design Patent**
Bordeaux

(10) **Patent No.:** **US D683,913 S**
(45) **Date of Patent:** **** Jun. 4, 2013**

(54) **BLIND ANIMAL HALO GUIDE**

(71) Applicant: **Silvie Bordeaux**, Sherman Oaks, CA
(US)

(72) Inventor: **Silvie Bordeaux**, Sherman Oaks, CA
(US)

(**) Term: **14 Years**

(21) Appl. No.: **29/421,999**

(22) Filed: **Nov. 8, 2012**

(51) **LOC (9) Cl.** **30-01**

(52) **U.S. Cl.**
USPC **D30/145; D30/152**

(58) **Field of Classification Search**
USPC .. D30/144, 145, 146, 151, 152, 199; D2/741,
D2/853, 862; D5/65; 2/88; 119/792, 815,
119/821, 850, 856, 865
See application file for complete search history.

(56) **References Cited**

U.S. PATENT DOCUMENTS

D167,553 S *	8/1952	Behr	D28/41
D175,789 S *	10/1955	Massey	D5/65
D193,498 S *	9/1962	Kelley	D2/853
4,036,179 A *	7/1977	Turner et al.	119/815
4,476,814 A *	10/1984	Miller	119/821
D351,493 S *	10/1994	DeCinque	D2/741
5,787,842 A *	8/1998	Shmoldas	119/856
D453,594 S *	2/2002	Ishihara	D30/152
6,367,424 B1 *	4/2002	Higham	119/850

6,443,101 B1 *	9/2002	Fazio	119/792
6,536,049 B2 *	3/2003	Jastrab et al.	2/88
6,662,755 B2 *	12/2003	Kato	119/856
D494,743 S *	8/2004	Bourget	D2/741
D527,171 S *	8/2006	Frederick	D2/862
D566,909 S *	4/2008	Craig	D30/145
D633,257 S *	2/2011	Trias	D30/145
D651,364 S *	12/2011	Luckenbach	D30/145
2005/0217609 A1 *	10/2005	Dorton et al.	119/792
2007/0204808 A1 *	9/2007	Harada	119/850
2009/0120377 A1 *	5/2009	Palmer	119/856

* cited by examiner

Primary Examiner — Caron D Veynar
Assistant Examiner — Martie K Holtje


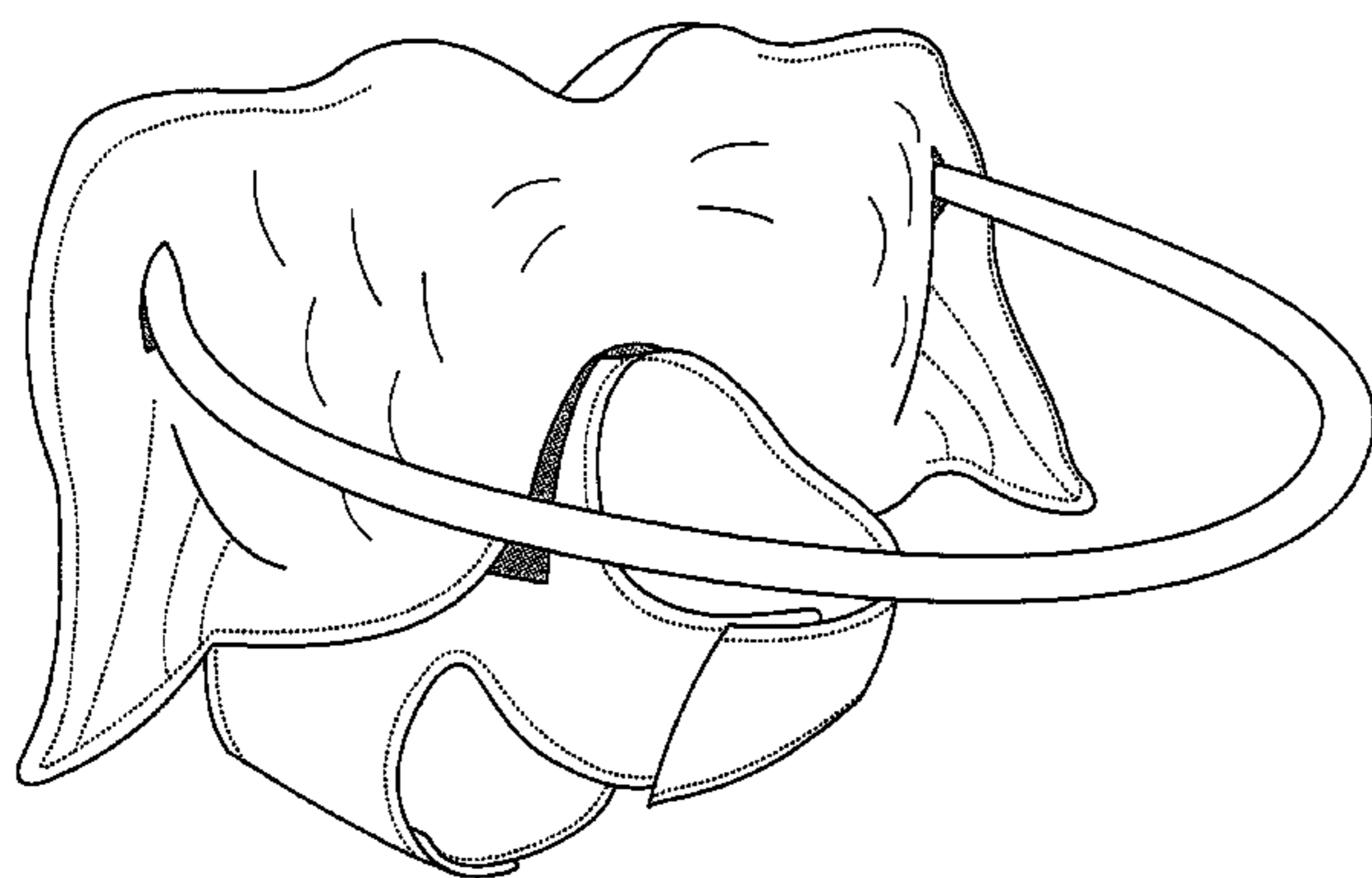
(57) **CLAIM**

The ornamental design for a blind animal halo guide, as shown and described.

DESCRIPTION

Application Ser. No. 13/506,802 filed May 17, 2012.
FIG. 1 is a left front perspective view of a blind animal halo guide showing my new design in an exploded condition;
FIG. 2 is a left front perspective view thereof in an assembled condition;
FIG. 3 is a front elevational view of FIG. 2; and,
FIG. 4 is a side elevational view of FIG. 2.
The broken line depiction of the dog in FIGS. 3 and 4 has been shown for the purpose of illustrating environment that forms no part of the claimed design.
The dotted lines in the drawing figures are representative of stitching.

1 Claim, 4 Drawing Sheets






FIG. 1

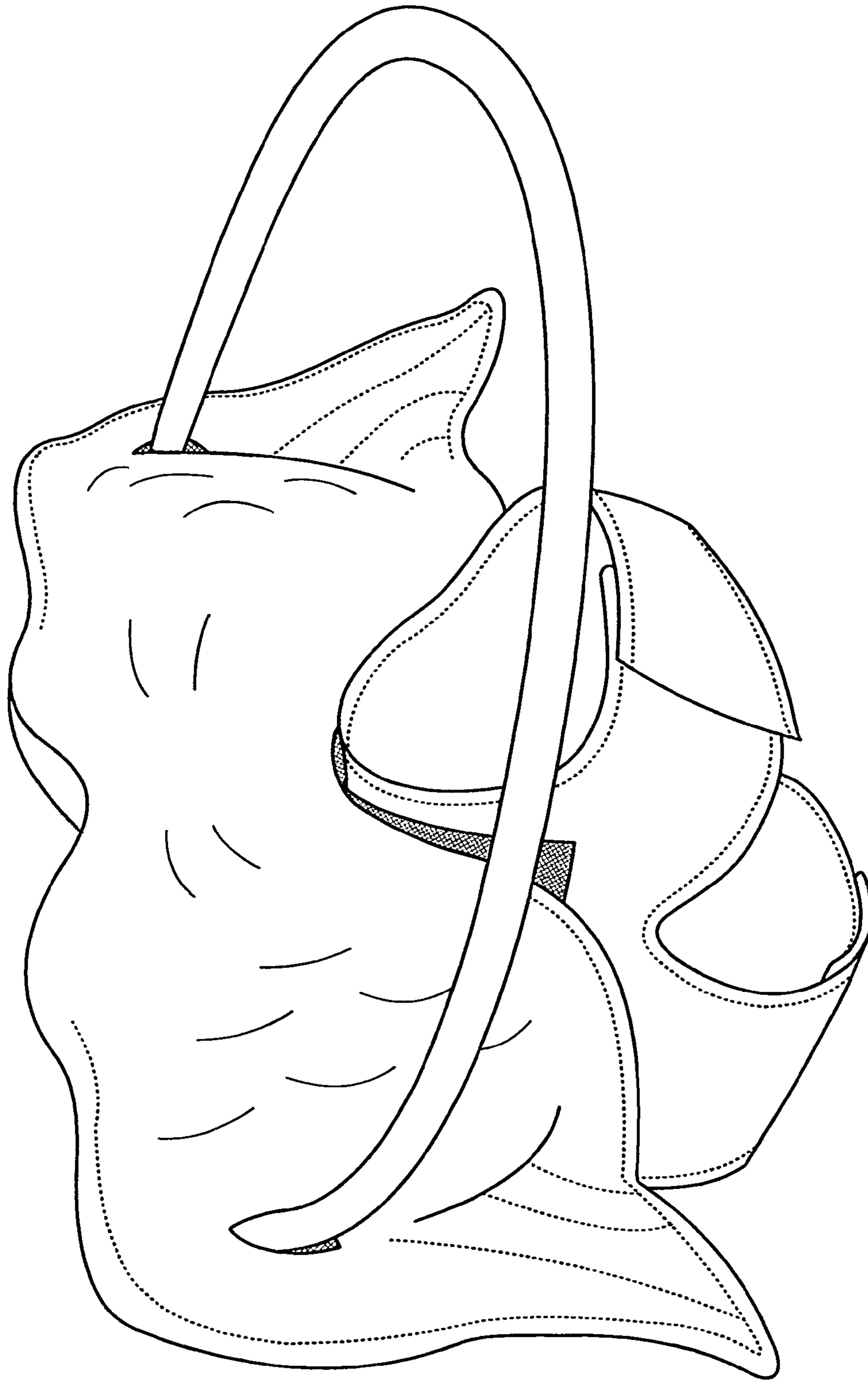


FIG. 2

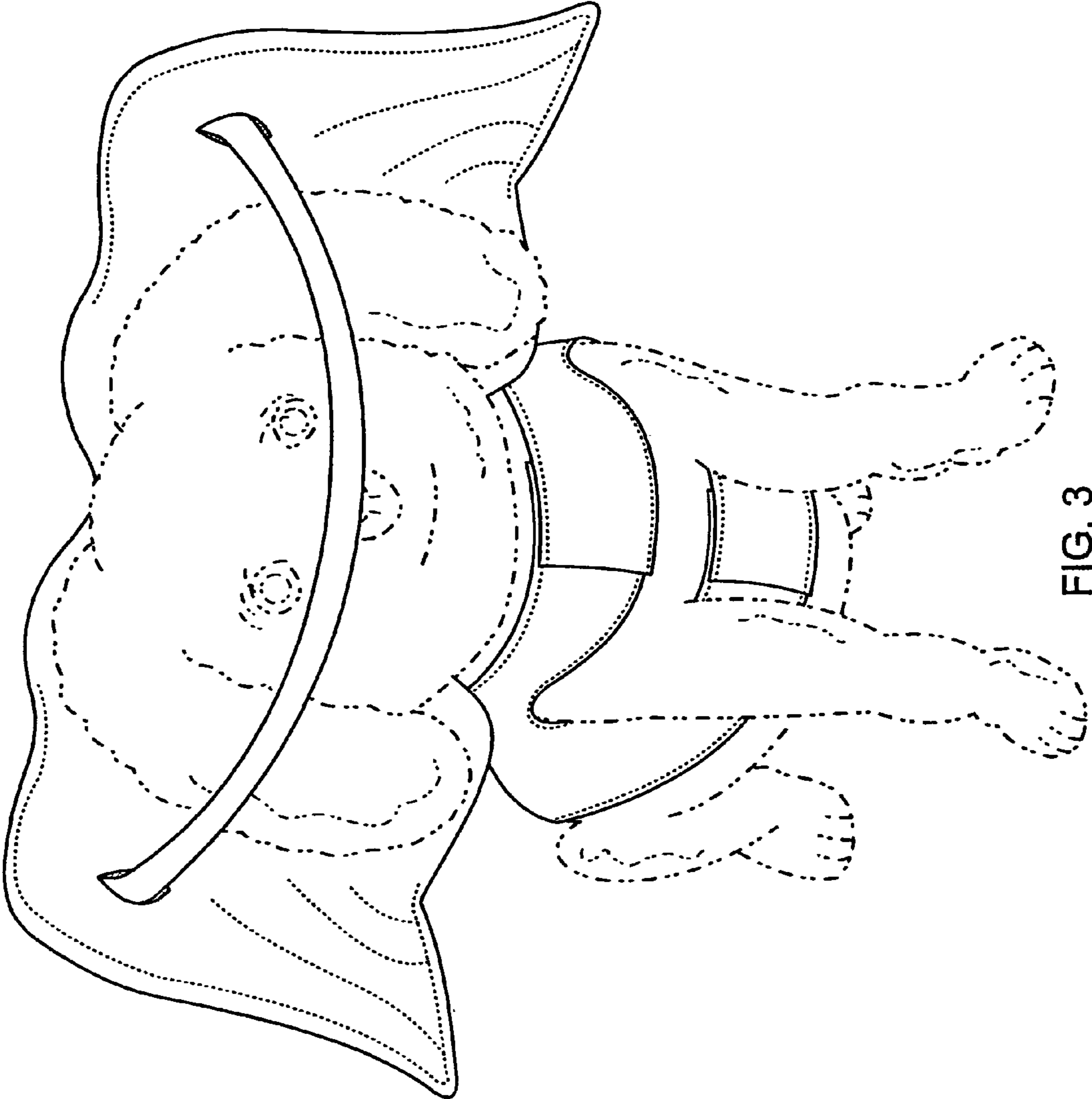


FIG. 3

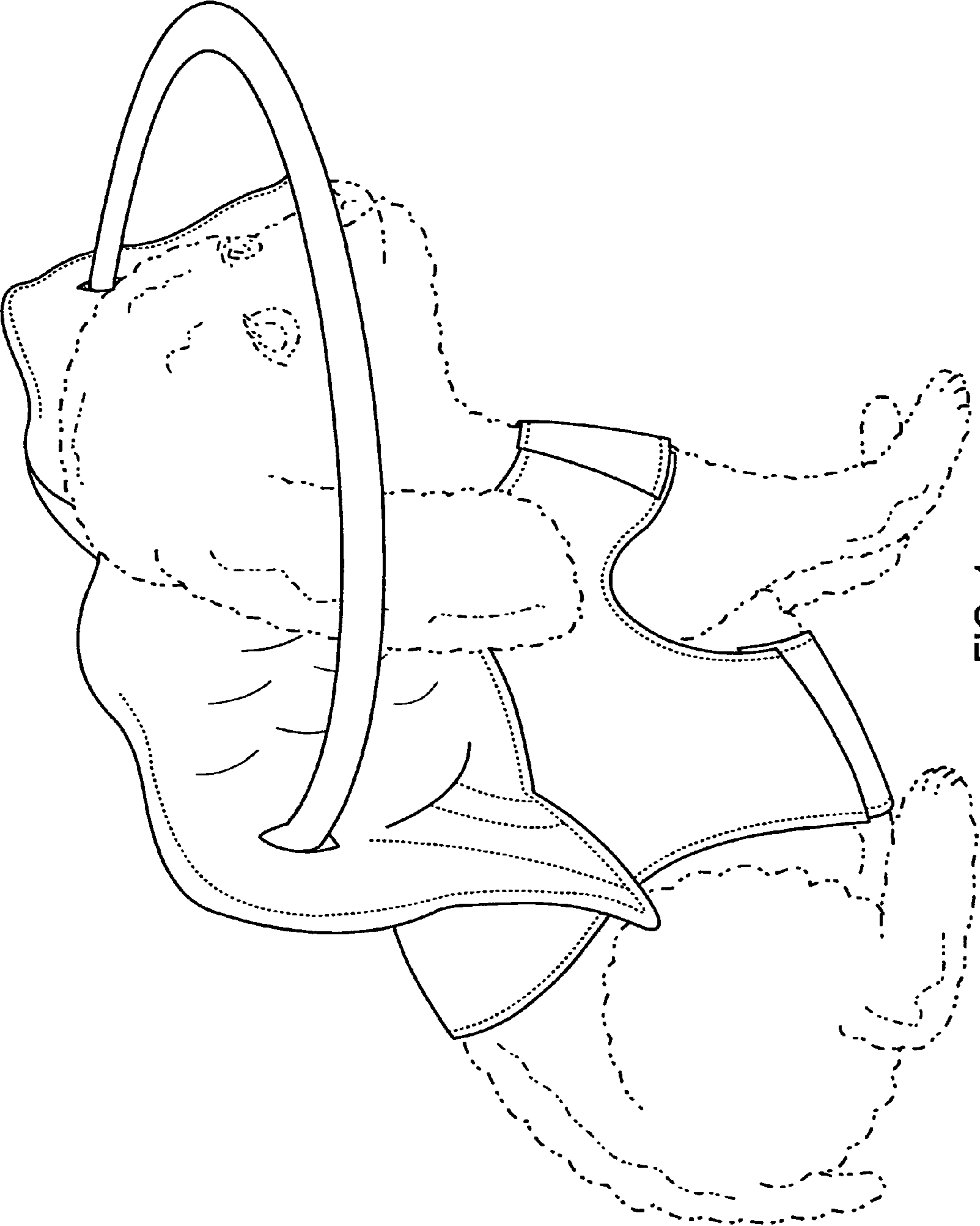


FIG. 4