



US00D683881S

(12) **United States Design Patent**  
**Desai**

(10) **Patent No.:** **US D683,881 S**  
(45) **Date of Patent:** **\*\* Jun. 4, 2013**

(54) **GARDEN LIGHT**

(71) Applicant: **Navnit Desai**, San Dimas, CA (US)

(72) Inventor: **Navnit Desai**, San Dimas, CA (US)

(\*\*) Term: **14 Years**

(21) Appl. No.: **29/437,642**

(22) Filed: **Nov. 19, 2012**

(51) **LOC (9) Cl.** ..... **26-05**

(52) **U.S. Cl.**  
USPC ..... **D26/73; D26/68**

(58) **Field of Classification Search**  
USPC ... D26/67-71, 73, 85, 92, 101, 107; 362/122,  
362/147, 157, 183, 186, 431, 432, 806  
See application file for complete search history.

(56) **References Cited**

**U.S. PATENT DOCUMENTS**

D33,916	S	*	1/1901	McConnell	.....	D26/101
D36,133	S	*	11/1902	Handel	.....	D26/101
D36,134	S	*	11/1902	Lockrow	.....	D26/101
D66,539	S	*	2/1925	Hudlow	.....	D26/101
2,432,632	A	*	12/1947	Seibel	.....	362/122
D174,657	S	*	5/1955	Roberts	.....	D26/60
D217,062	S	*	3/1970	Campana	.....	D26/68
D225,260	S	*	11/1972	Morris	.....	D26/62
4,910,647	A	*	3/1990	Gong	.....	362/122
5,063,485	A	*	11/1991	Harris	.....	362/122

D392,763	S	*	3/1998	Denison et al.	.....	D26/68
5,947,582	A	*	9/1999	Huang	.....	362/122
D440,000	S	*	4/2001	Milicia	.....	D26/68
D441,478	S	*	5/2001	Lindsay	.....	D26/68
D443,376	S	*	6/2001	Lindsay	.....	D26/68
D443,711	S	*	6/2001	Lindsay	.....	D26/68
D448,510	S	*	9/2001	Milicia	.....	D26/67
6,543,905	B1	*	4/2003	Adams et al.	.....	362/122
D485,389	S	*	1/2004	Weiser et al.	.....	D26/73
6,776,511	B1	*	8/2004	Lindsay	.....	362/377
D511,018	S	*	10/2005	Sooferian	.....	D26/67
D570,517	S	*	6/2008	Milicia	.....	D26/71

\* cited by examiner

*Primary Examiner* — Clare E Heflin

(74) *Attorney, Agent, or Firm* — One LLP

(57) **CLAIM**

The ornamental design for a garden light, as shown and described.

**DESCRIPTION**

FIG. 1 is a perspective view of the garden light showing the new design;

FIG. 2 is a front elevation view thereof.

FIG. 3 is a rear elevation view thereof.

FIG. 4 is a side elevation view thereof.

FIG. 5 is an opposite side elevation view thereof.

FIG. 6 is a top plan view thereof; and,

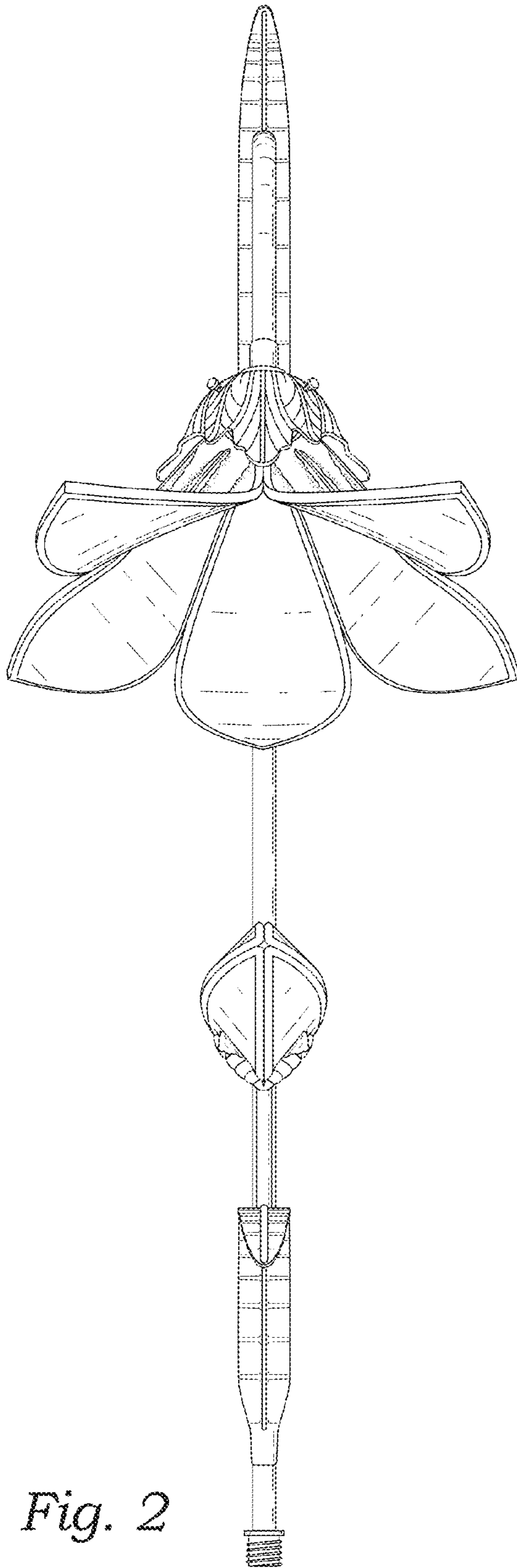
FIG. 7 is a bottom plan view thereof.

**1 Claim, 5 Drawing Sheets**

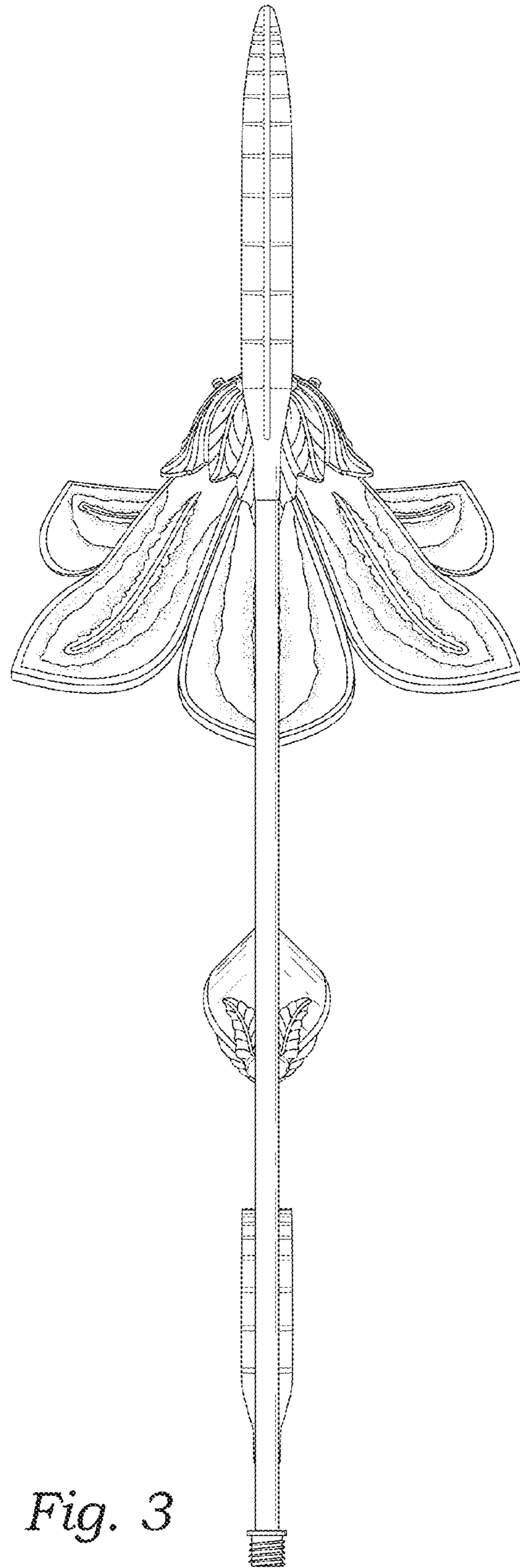




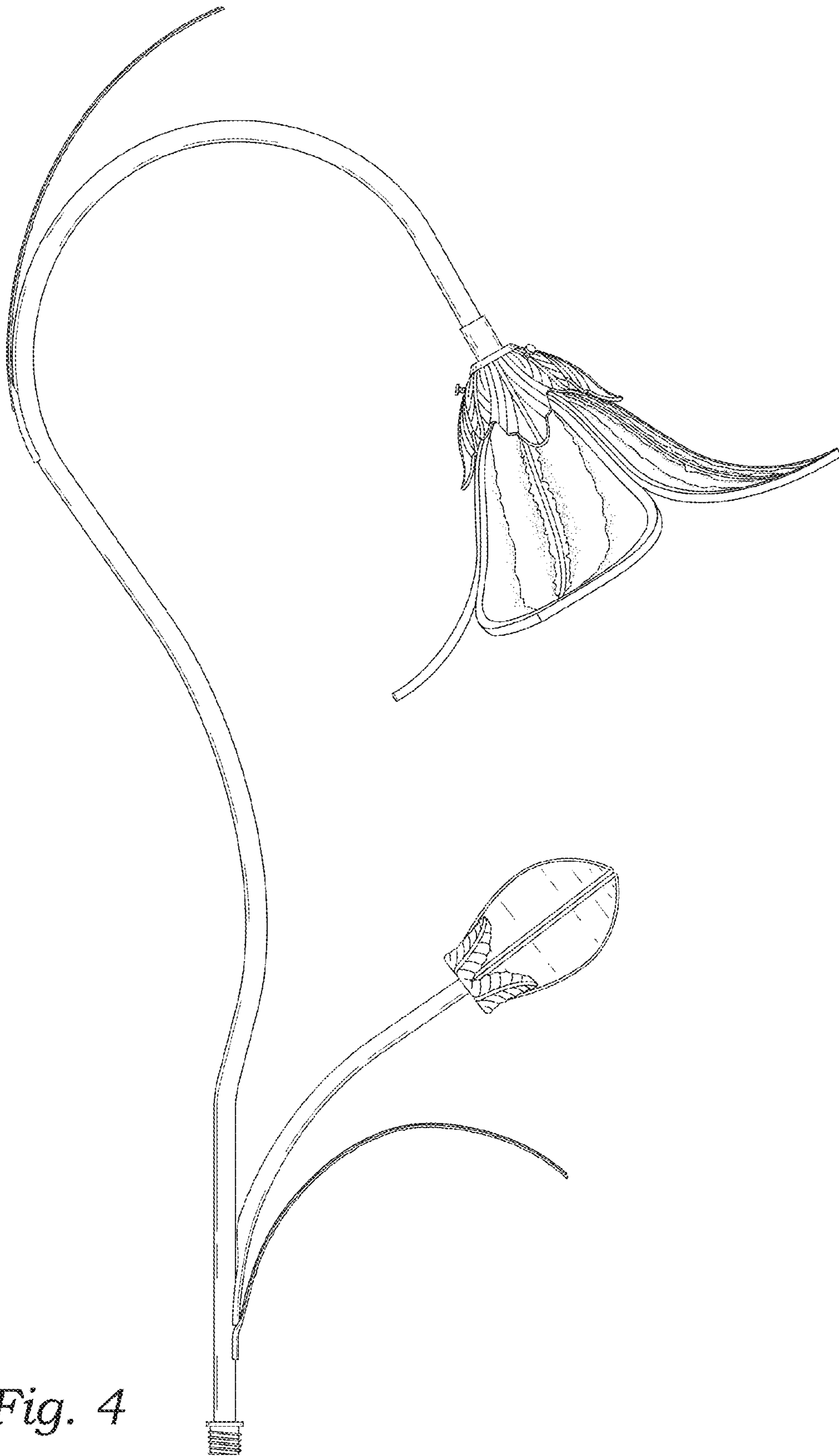
*Fig. 1*



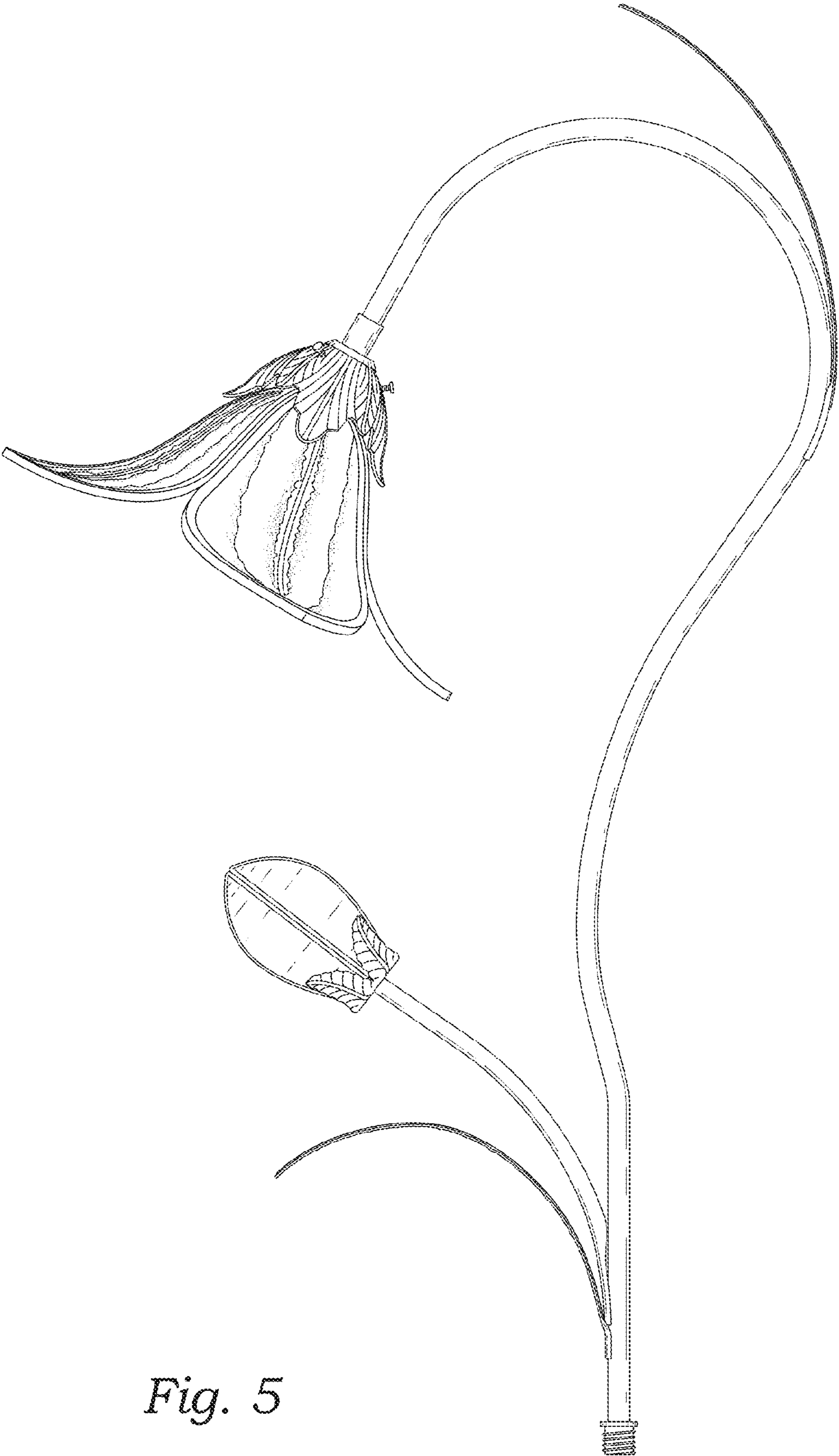
*Fig. 2*



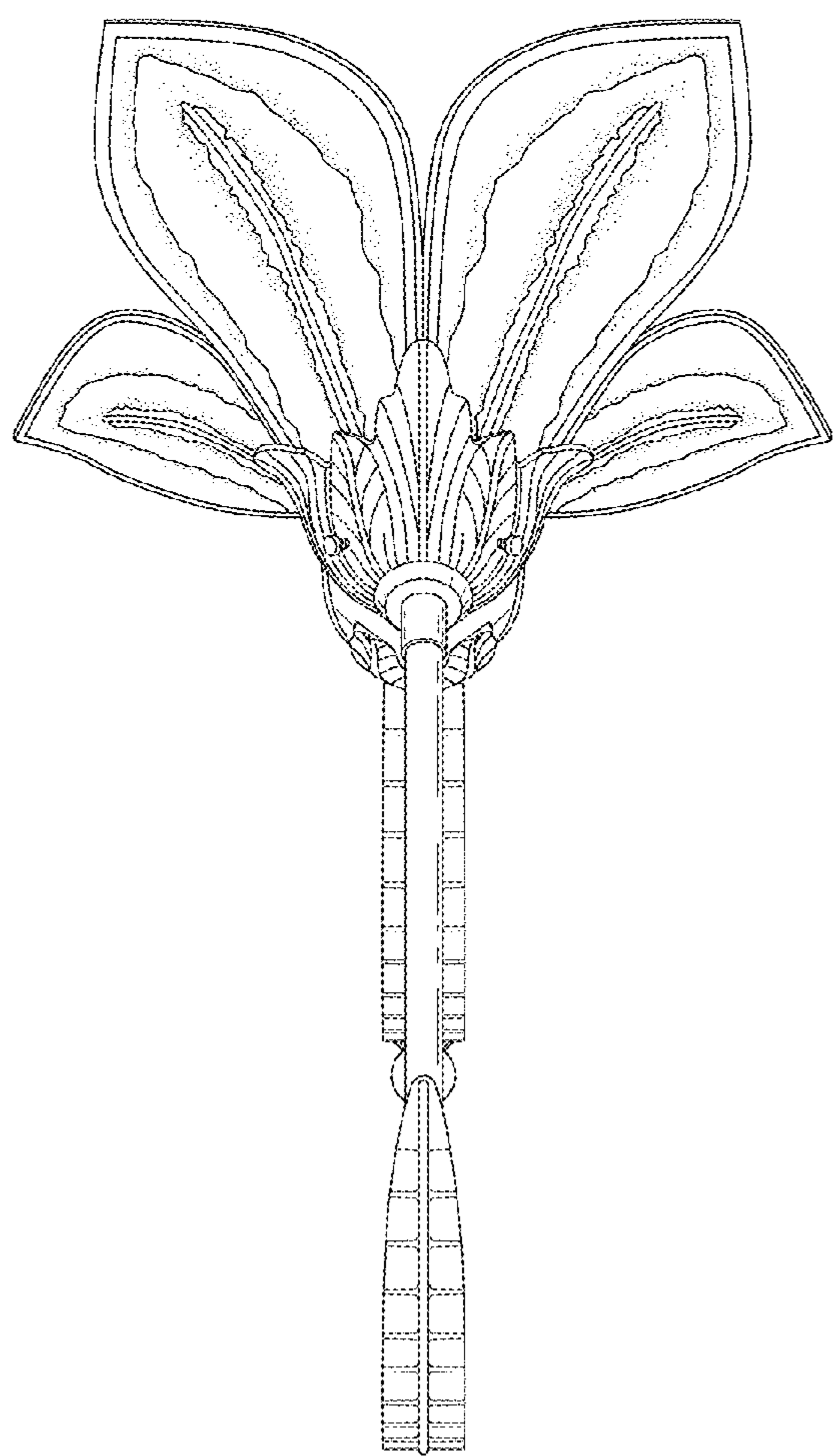
*Fig. 3*



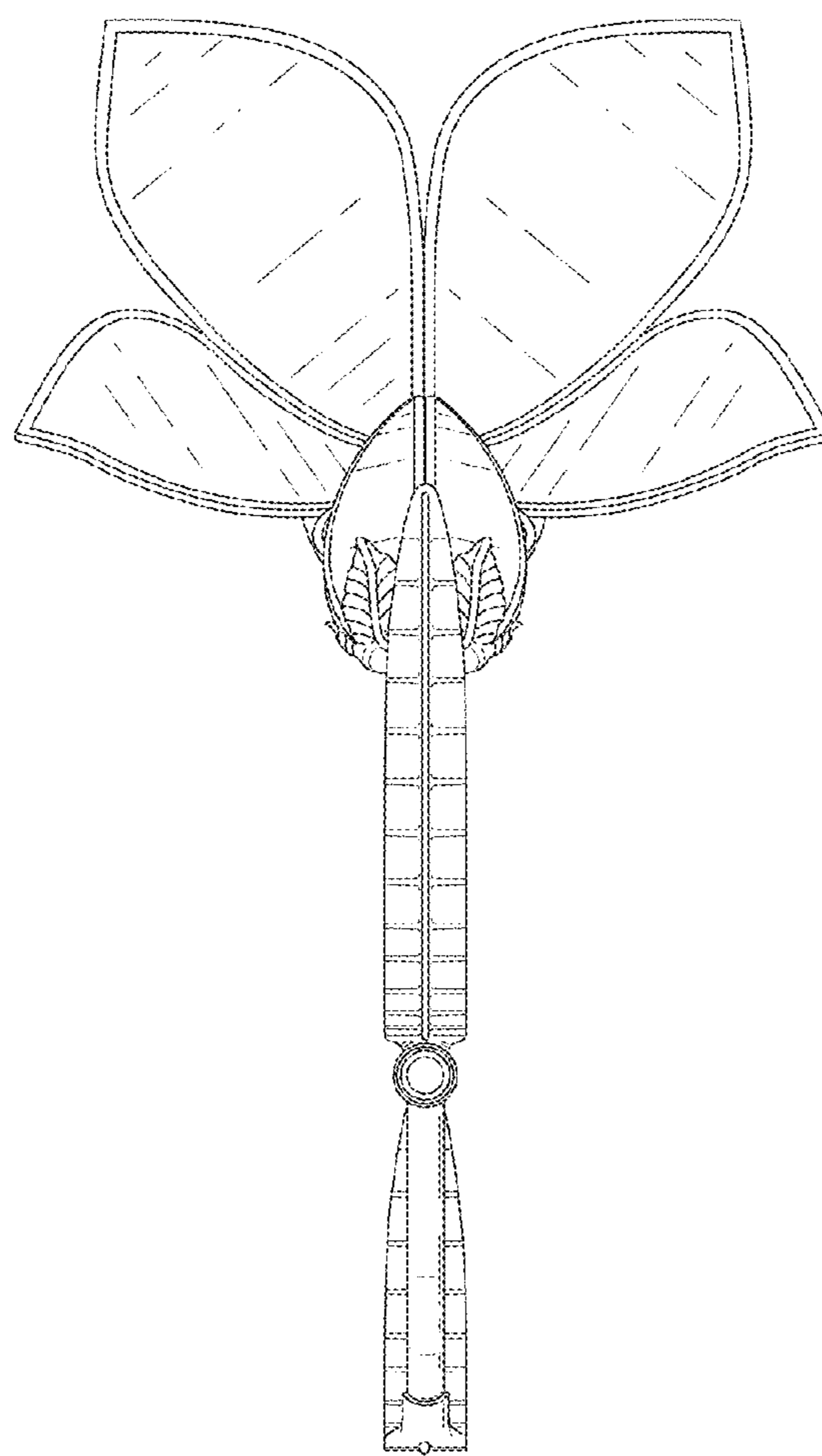
*Fig. 4*



*Fig. 5*



*Fig. 6*



*Fig. 7*