



US00D683863S

(12) **United States Design Patent**
Astin

(10) **Patent No.:** **US D683,863 S**
(45) **Date of Patent:** **** Jun. 4, 2013**

(54) **HUMAN AND PROSTHETIC PHALLUS
RECEPTION DEVICE**

(75) Inventor: **C. Tres Astin**, Los Angeles, CA (US)

(73) Assignee: **Body Designs West, Inc.**, Henderson,
NV (US)

(**) Term: **14 Years**

(21) Appl. No.: **29/403,537**

(22) Filed: **Oct. 7, 2011**

(51) **LOC (9) Cl.** **28-03**

(52) **U.S. Cl.**
USPC **D24/215**

(58) **Field of Classification Search**
USPC D24/200, 211-215, 141; 601/27,
601/28, 33, 40, 46, 47, 48, 63, 80, 99, 104,
601/112, 113, 114, 119, 122, 125, 129, 134,
601/135, 137, DIG. 12, DIG. 13, DIG. 14,
601/DIG. 15, DIG. 16, DIG. 17; D14/137,
D14/147

See application file for complete search history.

(56) **References Cited**

U.S. PATENT DOCUMENTS

496,747	A	5/1893	Polock	
745,264	A	11/1903	Todd	
2,264,934	A	12/1941	Cronk	
4,471,772	A	9/1984	Miller, Jr.	
4,488,541	A	12/1984	Garcia	
D281,013	S *	10/1985	Doyel	D24/215
4,622,962	A	11/1986	Kauffman	
4,660,551	A	4/1987	Nishimura	
4,989,592	A *	2/1991	Chang	600/38
5,103,810	A	4/1992	Chang	
5,725,473	A *	3/1998	Taylor	600/38
D401,341	S	11/1998	Poubouridis	
5,893,827	A	4/1999	Jaquez et al.	
D410,742	S	6/1999	Coolidge	
6,123,664	A	9/2000	Ard	
D437,939	S *	2/2001	Hirosawa	D24/215
D466,218	S *	11/2002	Dalton et al.	D24/215
6,849,041	B2	2/2005	Astin	

D621,055	S *	8/2010	Astin	D24/200
D621,056	S *	8/2010	Astin	D24/200
D621,944	S *	8/2010	Astin	D24/200
D632,459	S *	2/2011	Smith	D2/712
D640,040	S *	6/2011	Martin	D2/711
D652,944	S *	1/2012	deMouchet	D24/215
2010/0292531	A1 *	11/2010	Beaulieu	600/38

OTHER PUBLICATIONS

<http://www.smittenkittenonline.com/strap-on-harnesses/other-harnesses/five-finger-palm-harness.html>, Apr. 8, 2010.

* cited by examiner

Primary Examiner — Sandra Snapp

(74) *Attorney, Agent, or Firm* — O'Connell Law Office;
Thomas P. O'Connell

(57) **CLAIM**

I claim the ornamental design for a human and prosthetic phallus reception device.

DESCRIPTION

FIG. 1 is a perspective view of a human and prosthetic phallus reception device showing my new design as it could be worn by a user;

FIG. 2 is a view in front elevation of the human and prosthetic phallus reception device of FIG. 1 again as it could be worn by a user;

FIG. 3 is a view in rear elevation of the human and prosthetic phallus reception device of FIG. 1 again as it could be worn by a user;

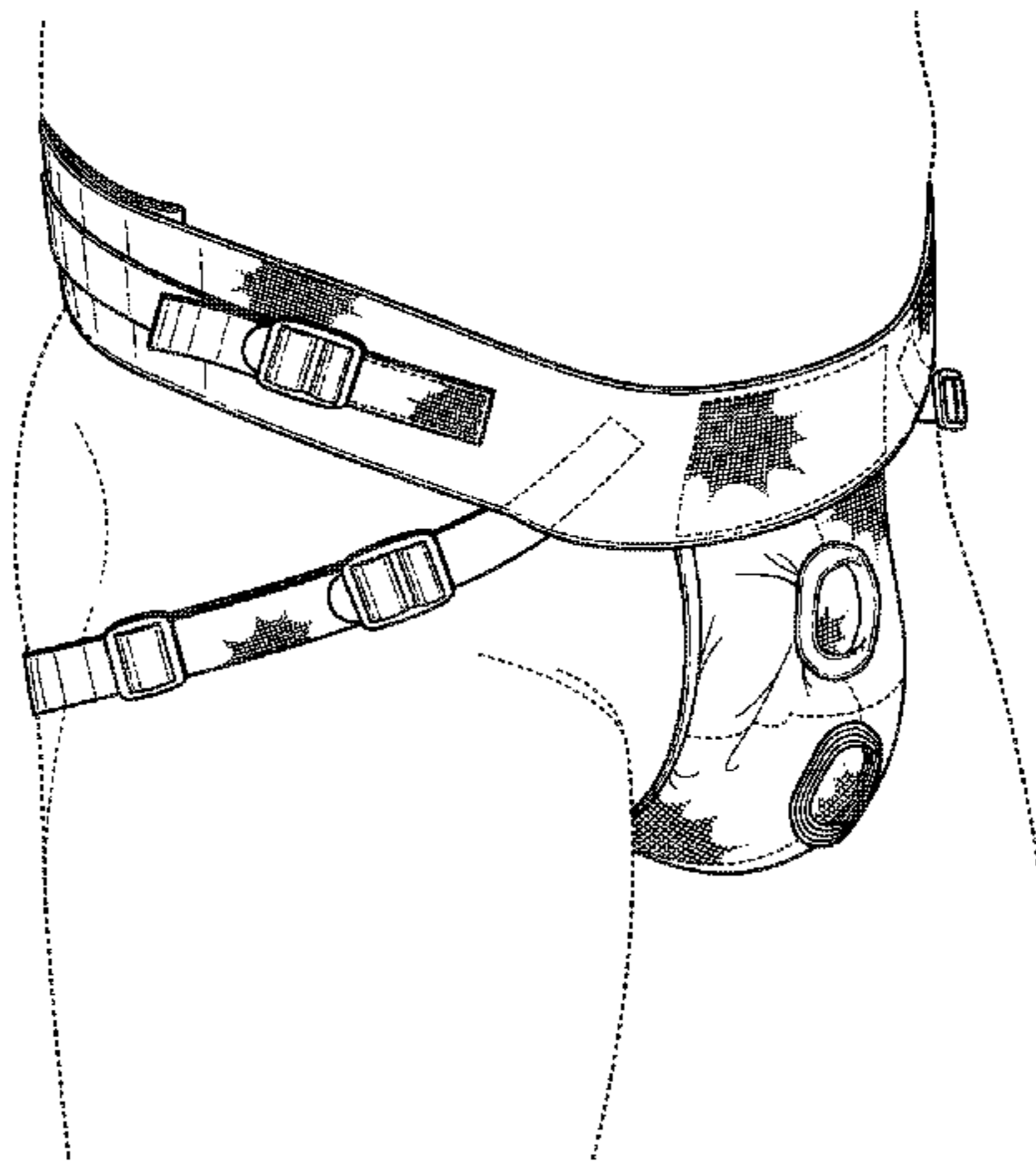
FIG. 4 is a top plan view of the human and prosthetic phallus reception device of FIG. 1;

FIG. 5 is a bottom plan view of the human and prosthetic phallus reception device of FIG. 1; and,

FIG. 6 is an enlarged, partially broken away view in rear elevation of the anterior portion of the human and prosthetic phallus reception device of FIG. 1 with the flaps posterior to the human and prosthetic phallus reception apertures in opened configurations.

The broken lines are shown for illustrative purposes only and form no part of the claimed design.

1 Claim, 5 Drawing Sheets



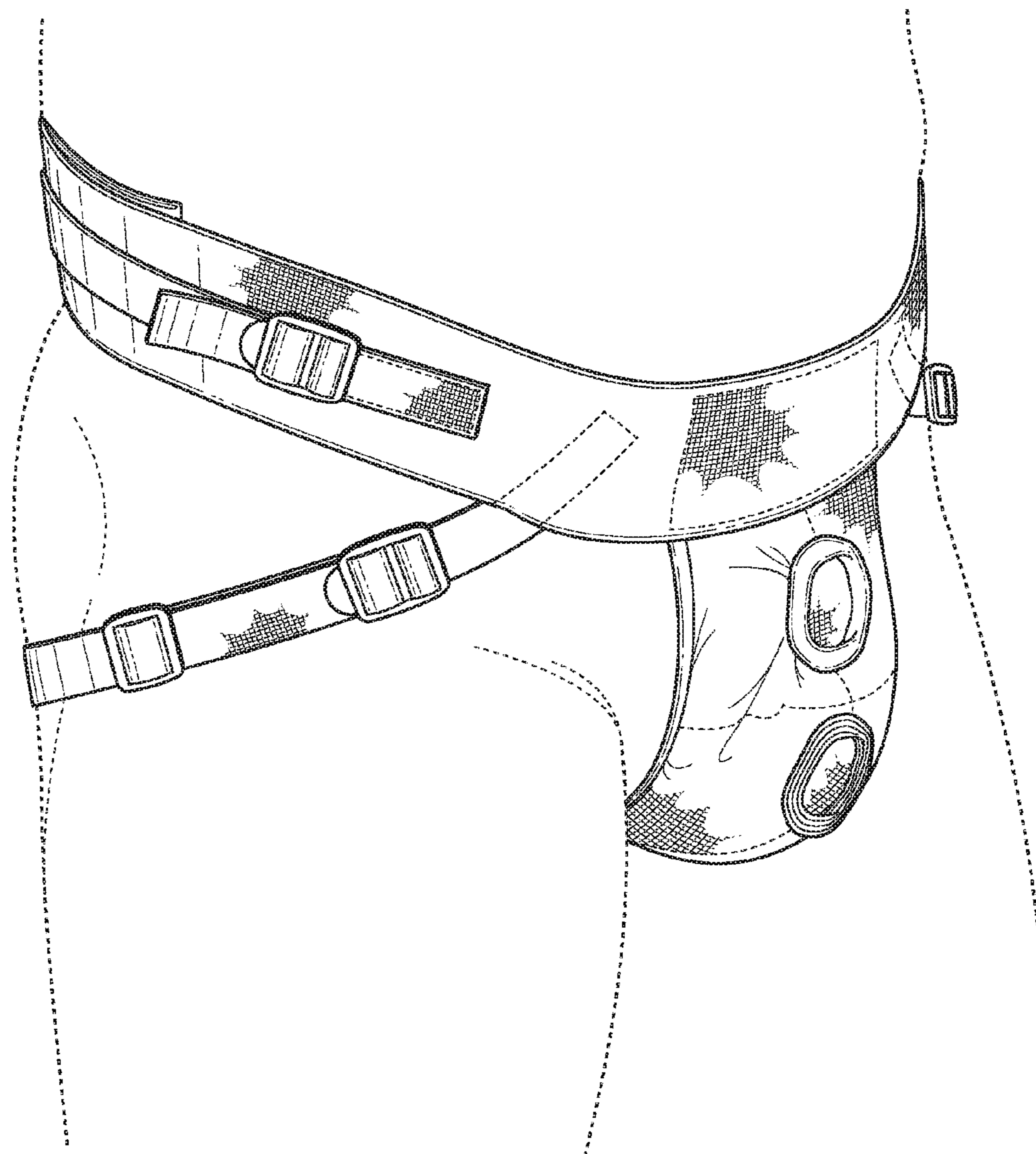


FIG. 1

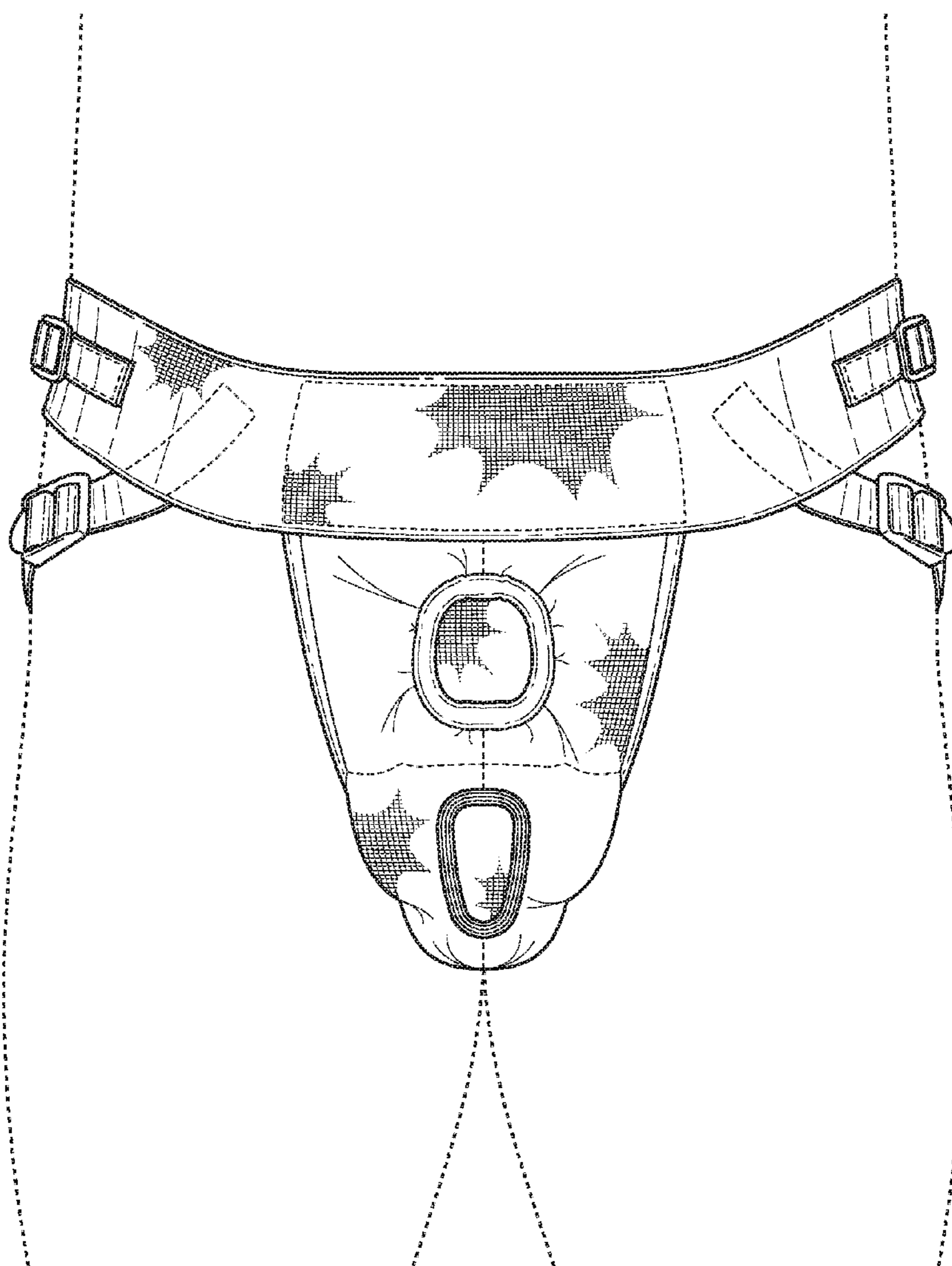


FIG. 2

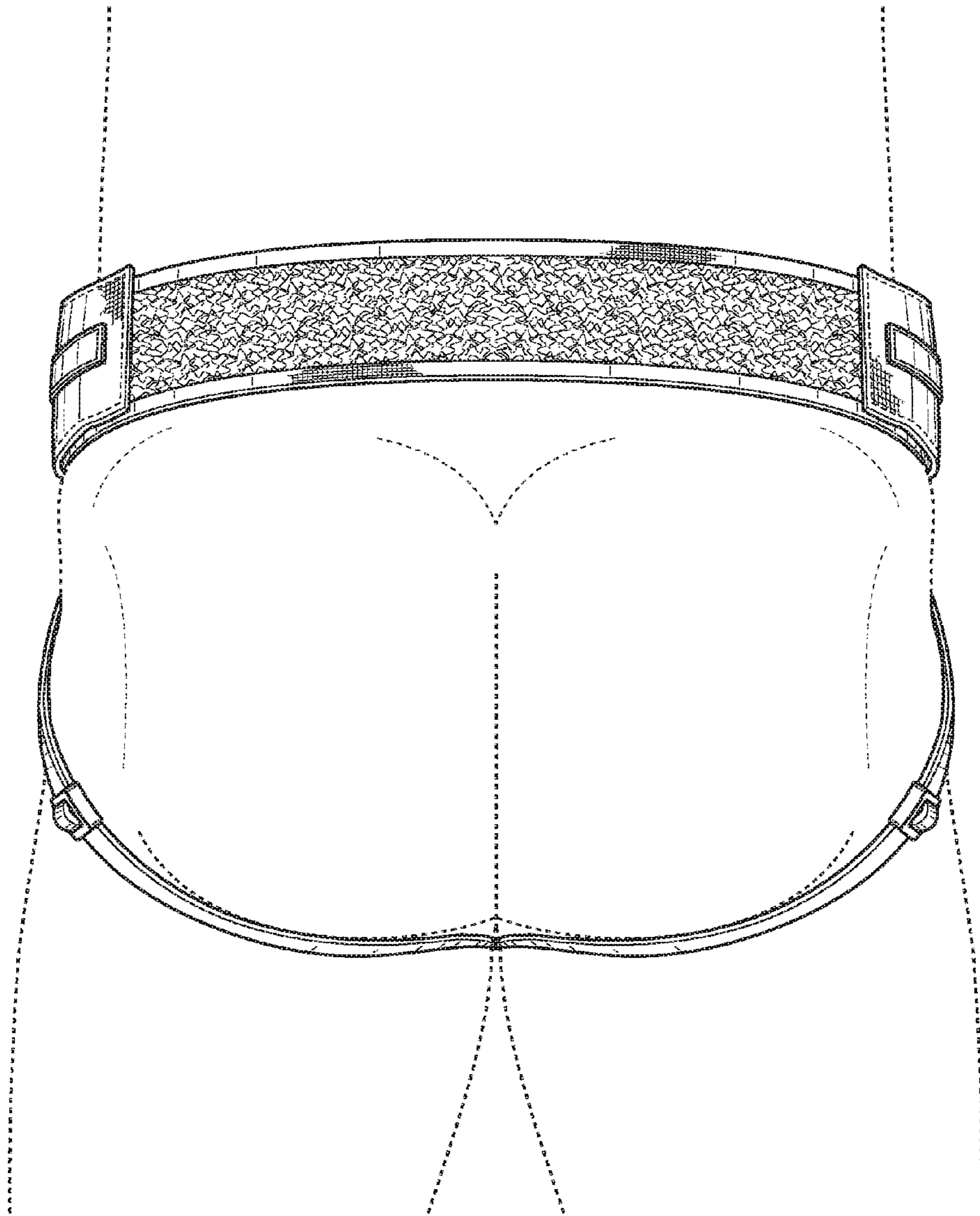


FIG. 3

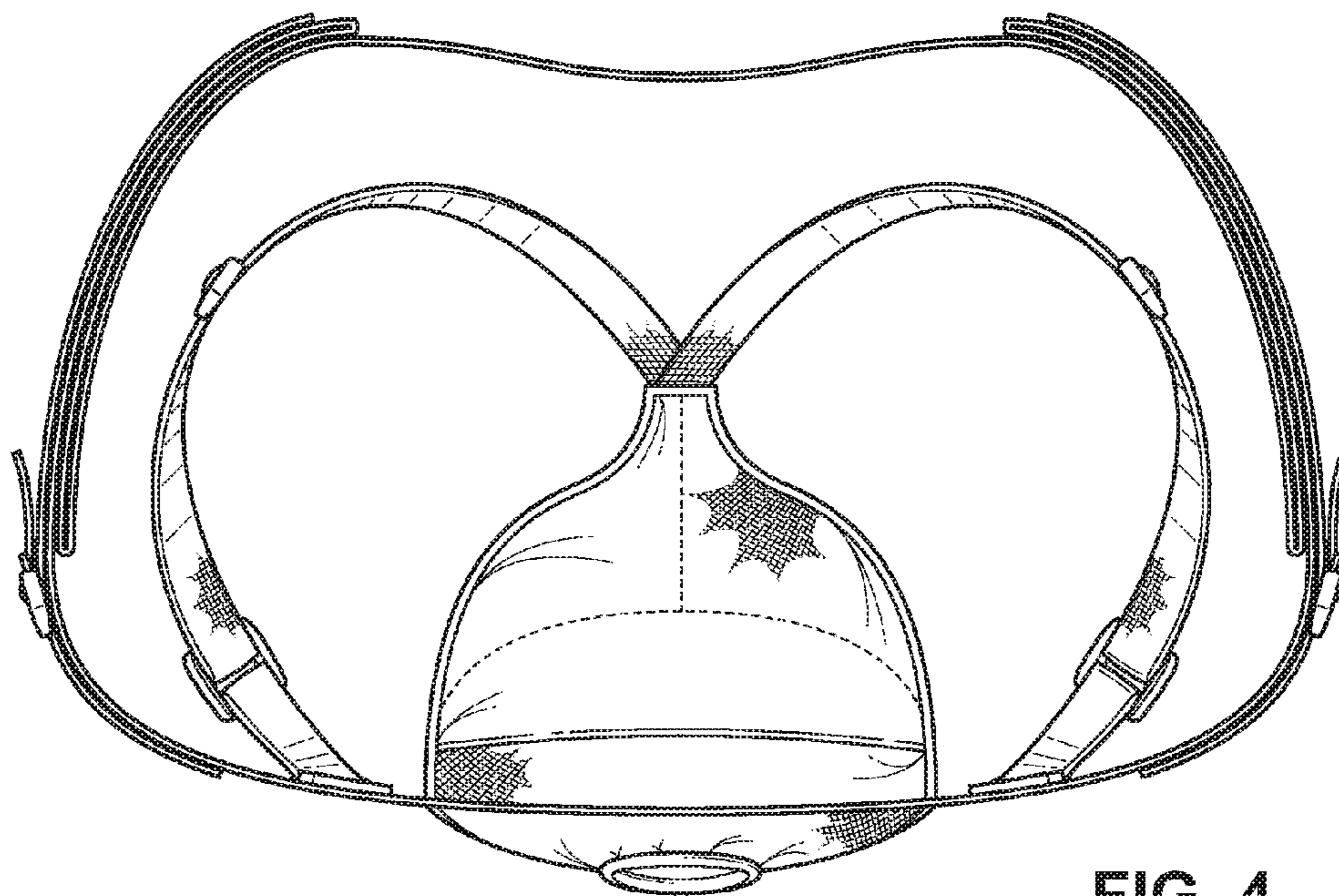


FIG. 4

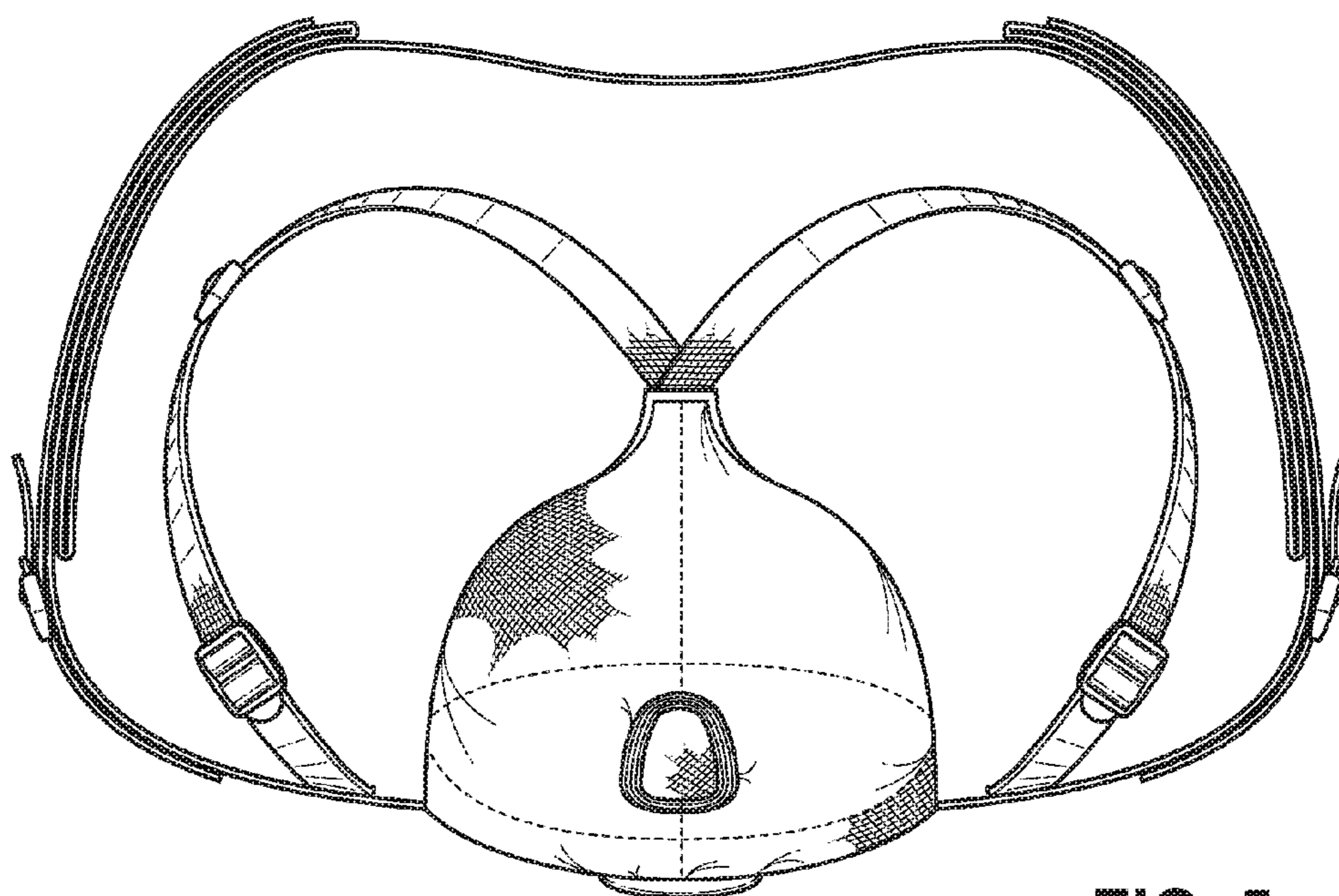


FIG. 5

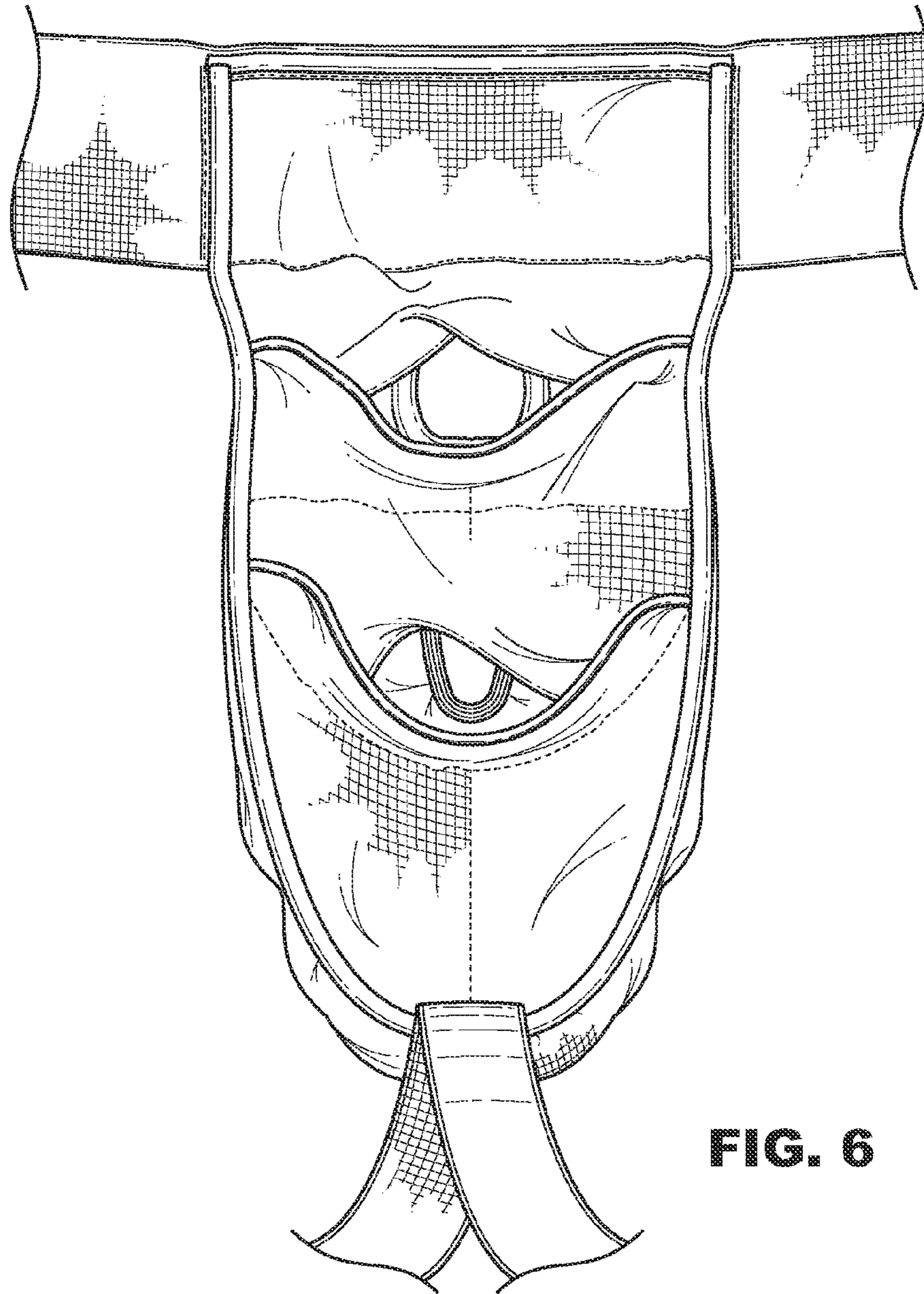


FIG. 6