



US00D683861S

(12) **United States Design Patent**  
**Rust Huthmaker**

(10) **Patent No.:** **US D683,861 S**  
(45) **Date of Patent:** **\*\* Jun. 4, 2013**

(54) **FOOT SLEEVE WITH BUNIONETTE CUSHION**

(71) Applicant: **Benchmark Brands, Inc.**, Norcross, GA (US)

(72) Inventor: **Kathleen Elisabeth Rust Huthmaker**, Alpharetta, GA (US)

(\*\*) Term: **14 Years**

(21) Appl. No.: **29/436,362**

(22) Filed: **Nov. 5, 2012**

2,237,652 A *	4/1941	Capezio .....	36/8.3
2,292,643 A	8/1942	Layana	
2,322,532 A	6/1943	MacDonald et al.	
2,412,087 A	12/1946	Herbert	
2,416,823 A	3/1947	Day	
2,492,312 A	12/1949	Muller	
4,085,745 A	4/1978	Alenares	
4,522,044 A	6/1985	Lineberry et al.	
5,473,781 A	12/1995	Greenberg	
5,665,060 A	9/1997	Fabricant	
6,315,749 B1	11/2001	Sunayama	
6,324,874 B2	12/2001	Fujimoto	
6,800,063 B2	10/2004	Iwata	
D499,807 S	12/2004	Stauffer	
7,051,457 B1	5/2006	Huggins et al.	
D546,550 S	7/2007	Viveros et al.	

(Continued)

**Related U.S. Application Data**

(63) Continuation of application No. 29/409,377, filed on Dec. 22, 2011, now Pat. No. Des. 673,282.

(51) **LOC (9) Cl.** ..... **24-01**

(52) **U.S. Cl.**  
USPC ..... **D24/192**

(58) **Field of Classification Search**

USPC ..... D24/190, 192; 602/28, 30, 63, 65, 602/66; 128/894, 898; D2/896, 902, 961, D2/980, 989; 36/4, 8.3, 11.5, 28, 96, 145; 2/161.1, 238-239, 242, 409; D29/120.1, D29/121.2

See application file for complete search history.

(56) **References Cited**

**U.S. PATENT DOCUMENTS**

715,543 A *	12/1902	Bosworth .....	2/239
1,001,161 A	8/1911	Packard	
1,055,810 A *	3/1913	Scholl .....	602/30
1,389,767 A	9/1921	Ludwig	
1,471,041 A	10/1923	Levitt	
1,556,063 A	10/1925	Becker	
1,566,063 A *	12/1925	Barry .....	602/30
1,746,865 A	2/1930	Page	
1,785,185 A	12/1930	Day	

*Primary Examiner* — Susan E Krakower

(74) *Attorney, Agent, or Firm* — Pearne & Gordon LLP

(57) **CLAIM**

An ornamental design for a foot sleeve with bunionette cushion, as shown and described.

**DESCRIPTION**

FIG. 1 is a perspective view of a foot sleeve with bunionette cushion showing my new design in condition of use on a human foot;

FIG. 2 is a front view of my new design;

FIG. 3 is a top view thereof;

FIG. 4 is a right side view thereof;

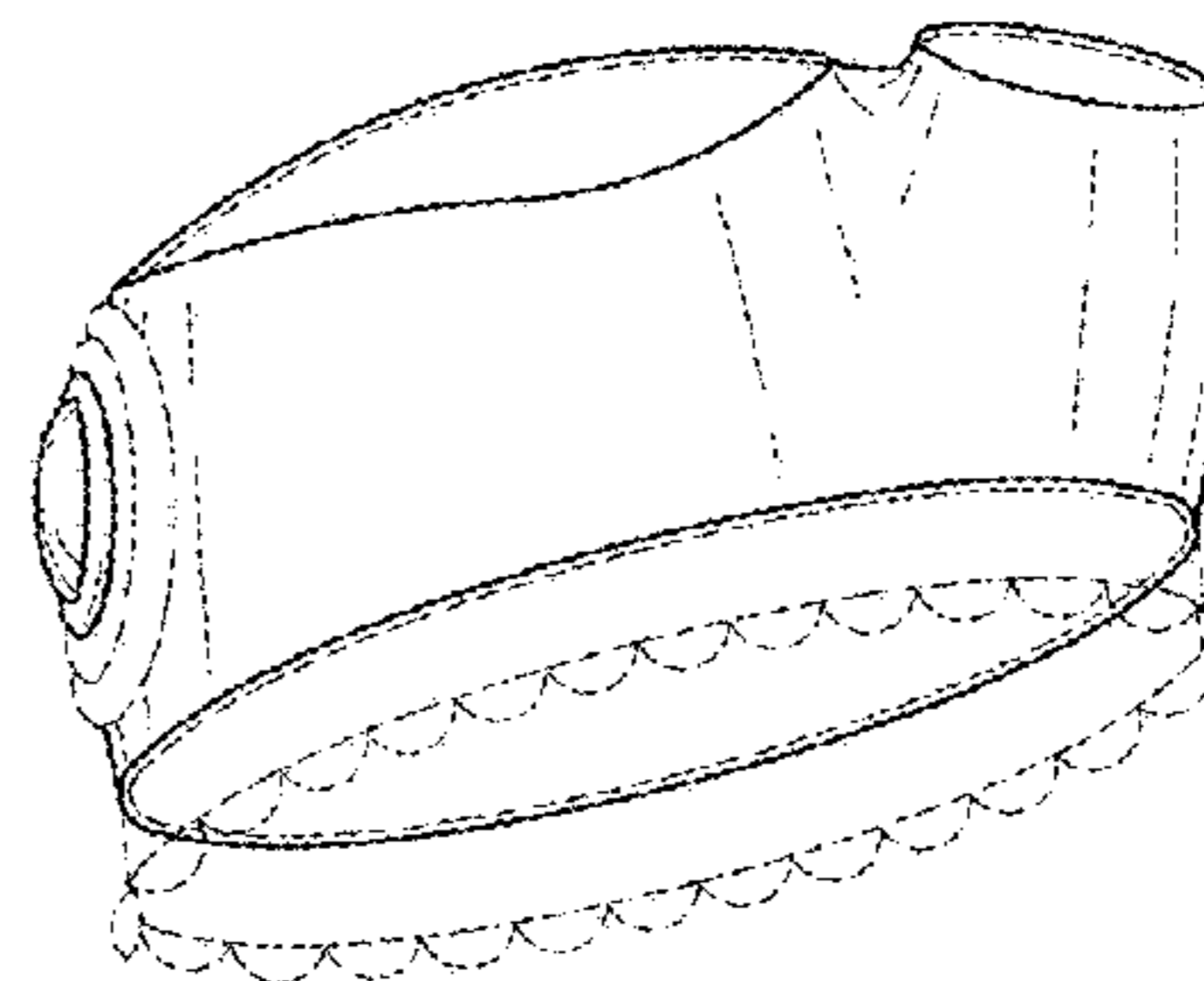
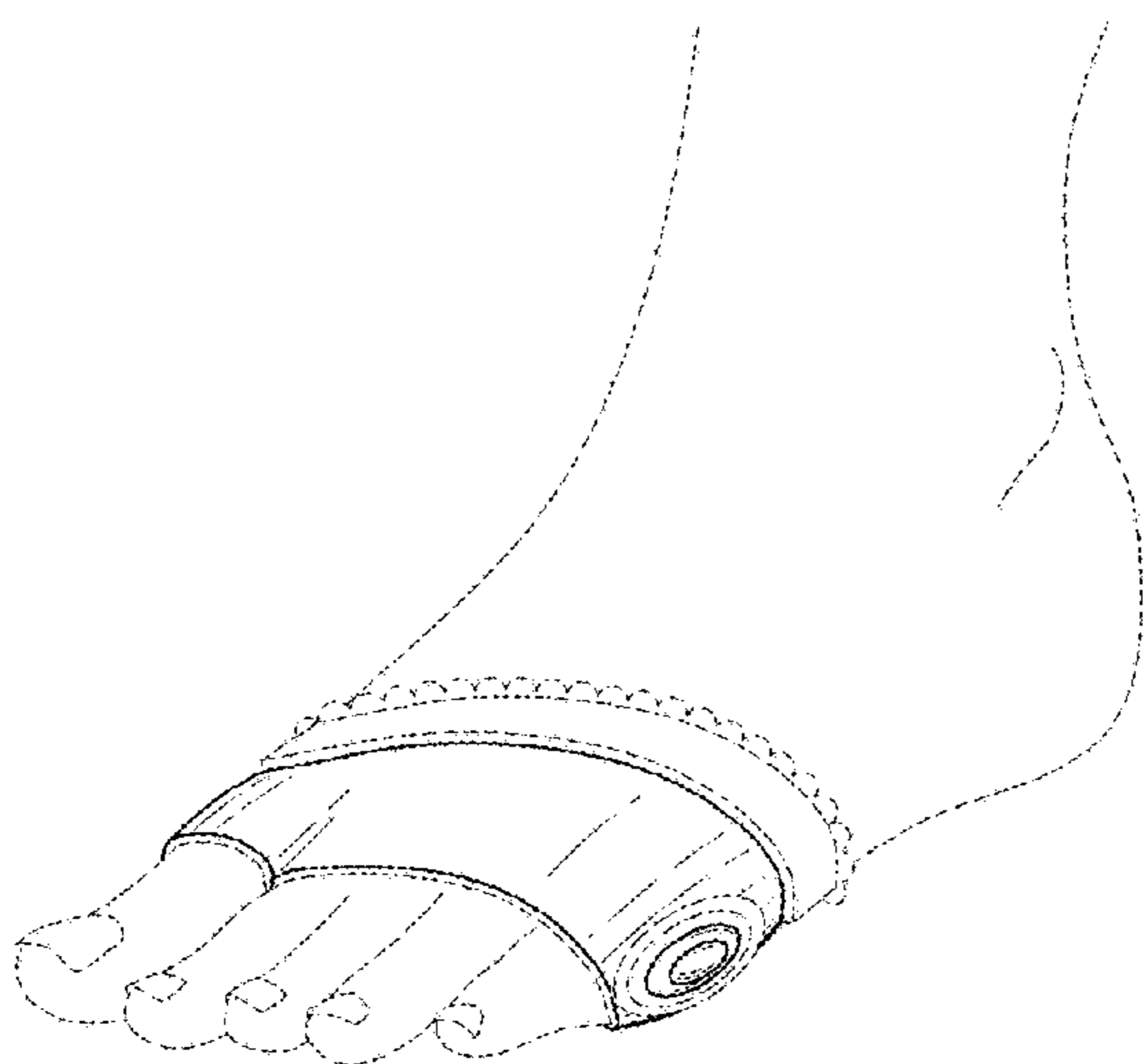
FIG. 5 is a rear view thereof;

FIG. 6 is a left side view thereof; and,

FIG. 7 is a bottom view thereof.

The broken line showings of FIGS. 1-7 illustrate portions of the foot sleeve with bunionette cushion and environmental structure which form no part of the claimed design. Applicant also makes no claim to the interior surfaces of the sleeve. Contour lines are provided merely to illustrate contours of the material, and also form no part of the claimed design.

**1 Claim, 2 Drawing Sheets**



# US D683,861 S

Page 2

## U.S. PATENT DOCUMENTS

D559,504 S *	1/2008	Wilkenfeld et al. ....	D2/902	2006/0155233 A1	7/2006	Huber et al.	
7,673,396 B2	3/2010	Terlizzi et al.		2006/0179549 A1 *	8/2006	Huggins et al. ....	2/239
D613,491 S	4/2010	Hollingsworth et al.		2006/0288609 A1	12/2006	Wilkenfeld et al.	
D613,909 S	4/2010	Oban		2007/0006486 A1 *	1/2007	Wilkenfeld et al. ....	36/8.3
D643,207 S	8/2011	Hollingsworth et al.		2008/0110045 A1 *	5/2008	Terlizzi et al. ....	36/8.3
D673,281 S *	12/2012	Rust Huthmaker .....	D24/192	2008/0196142 A1 *	8/2008	Getzwiller et al. ....	2/161.1
D673,282 S *	12/2012	Rust Huthmaker .....	D24/192	2009/0165190 A1	7/2009	Araki et al.	
D673,686 S *	1/2013	Rust Huthmaker .....	D24/192	2009/0235422 A1	9/2009	Lueking	
2006/0107444 A1 *	5/2006	Huggins .....	2/239				

\* cited by examiner

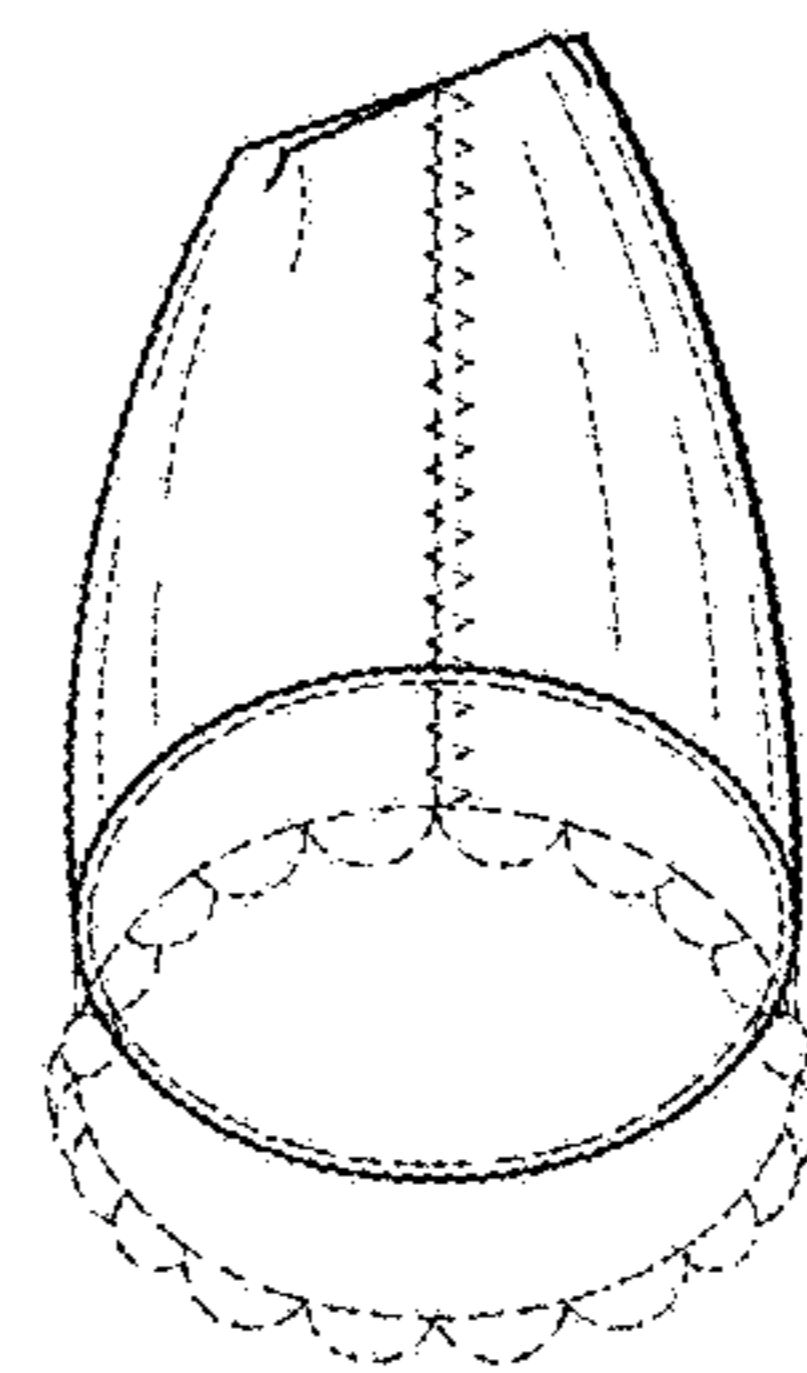
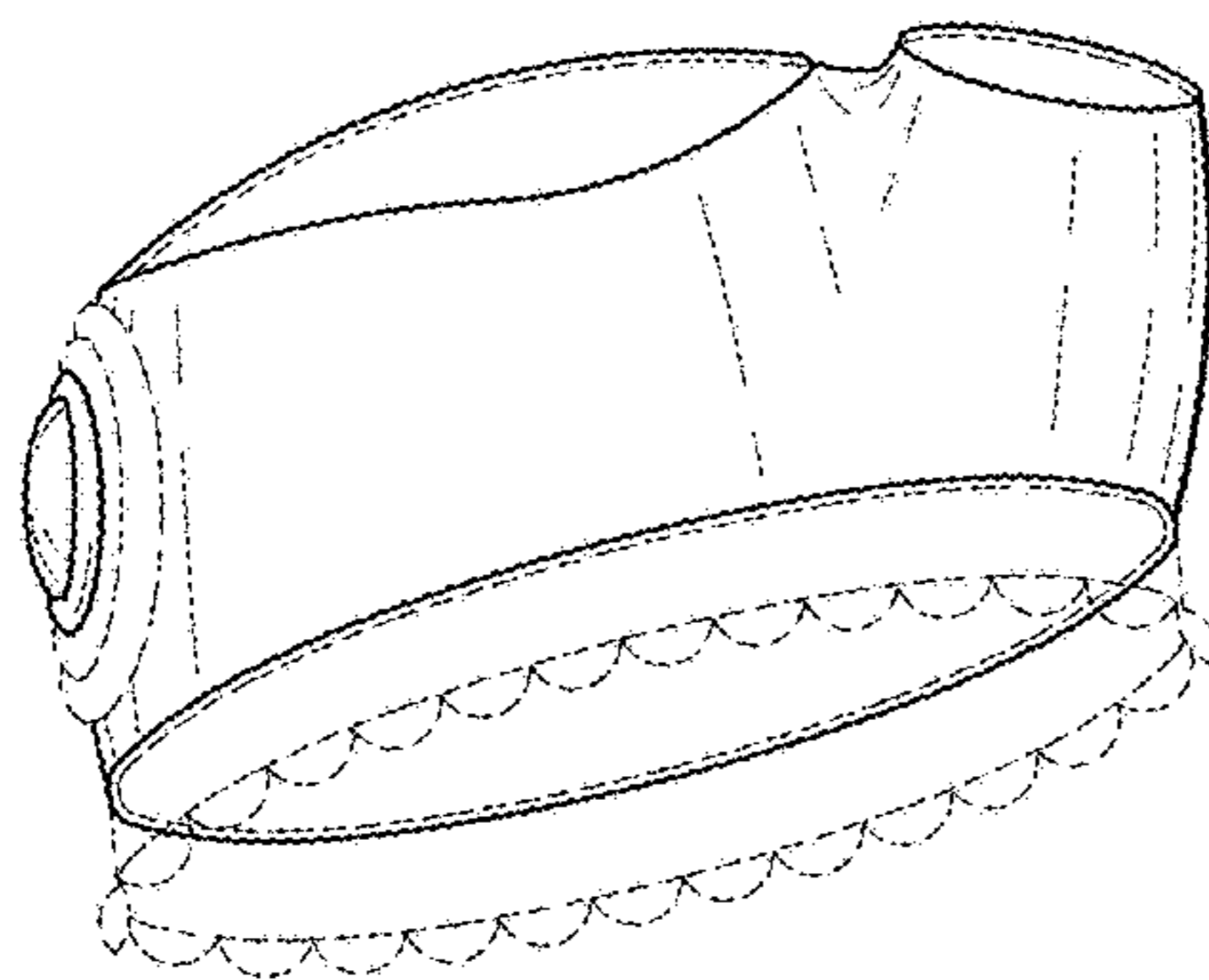

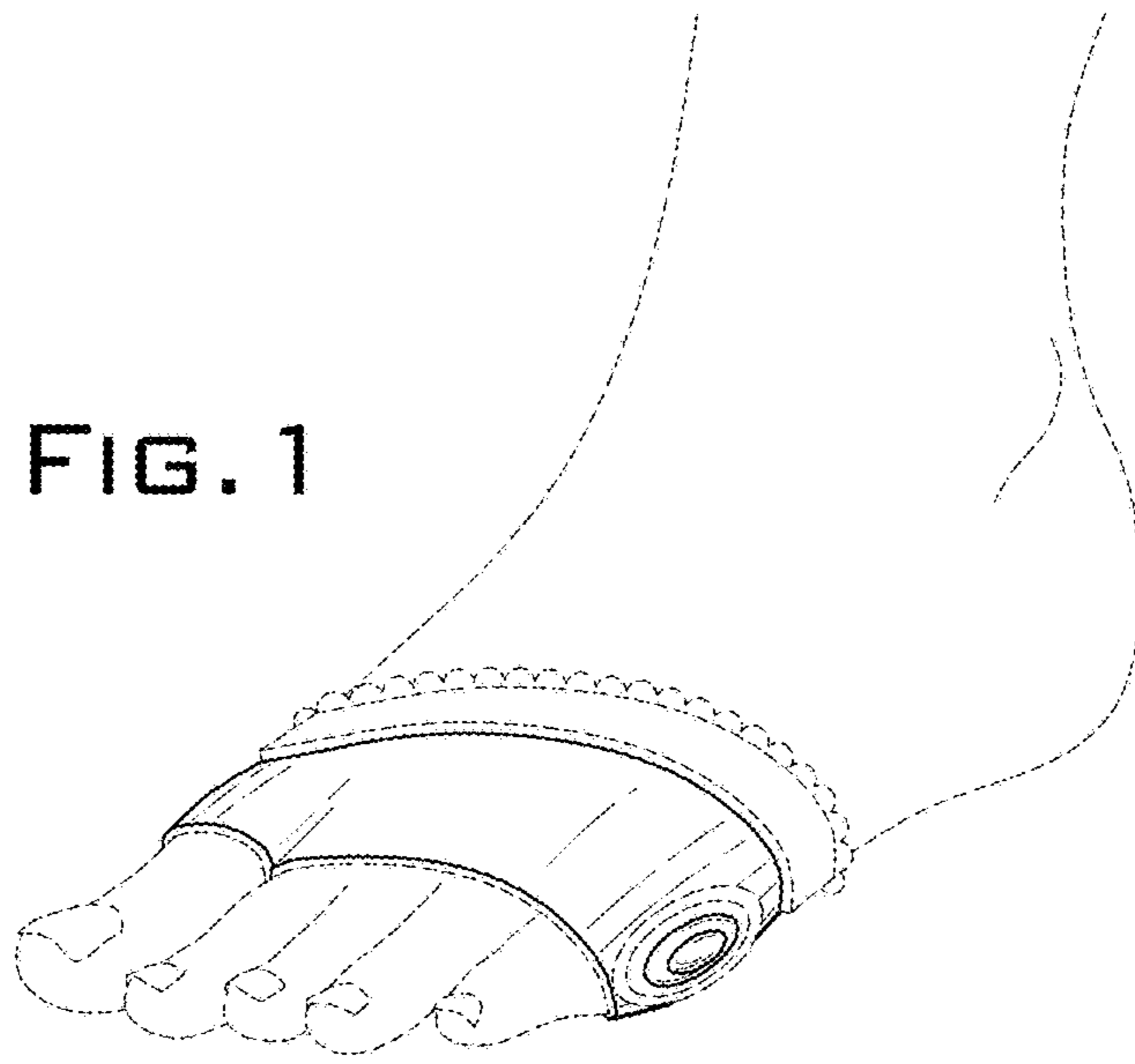


FIG. 2

FIG. 4

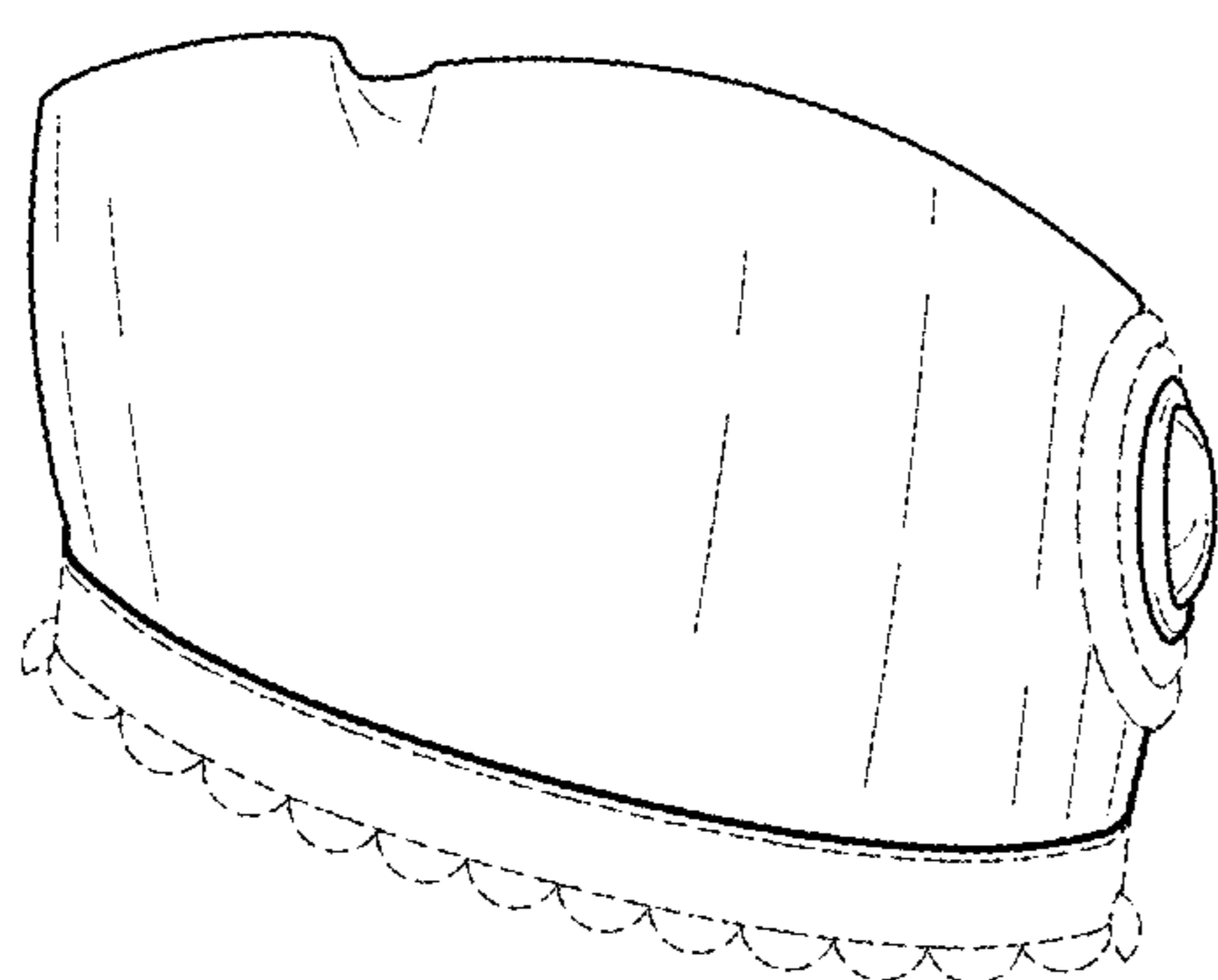


FIG. 5

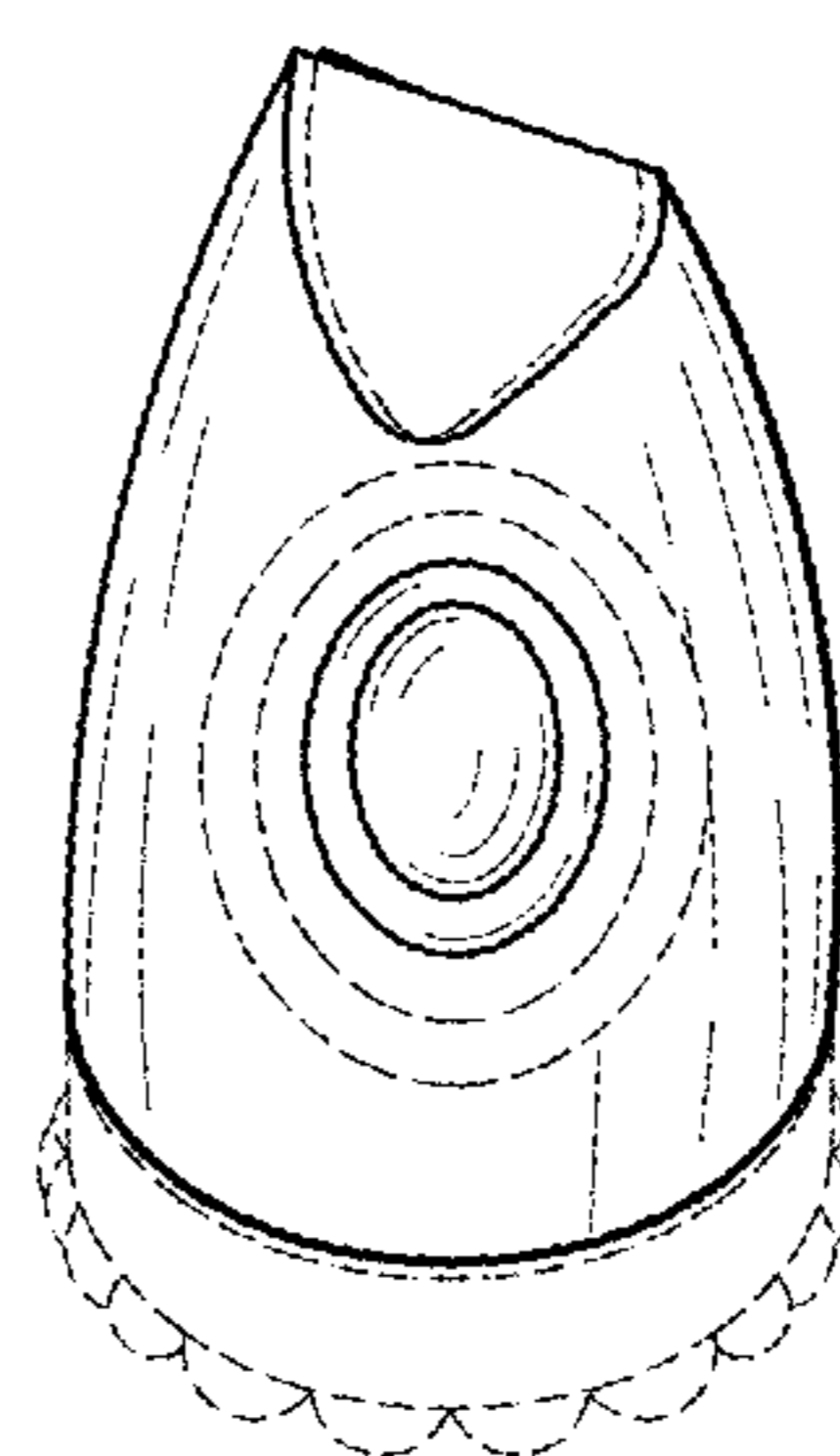


FIG. 6

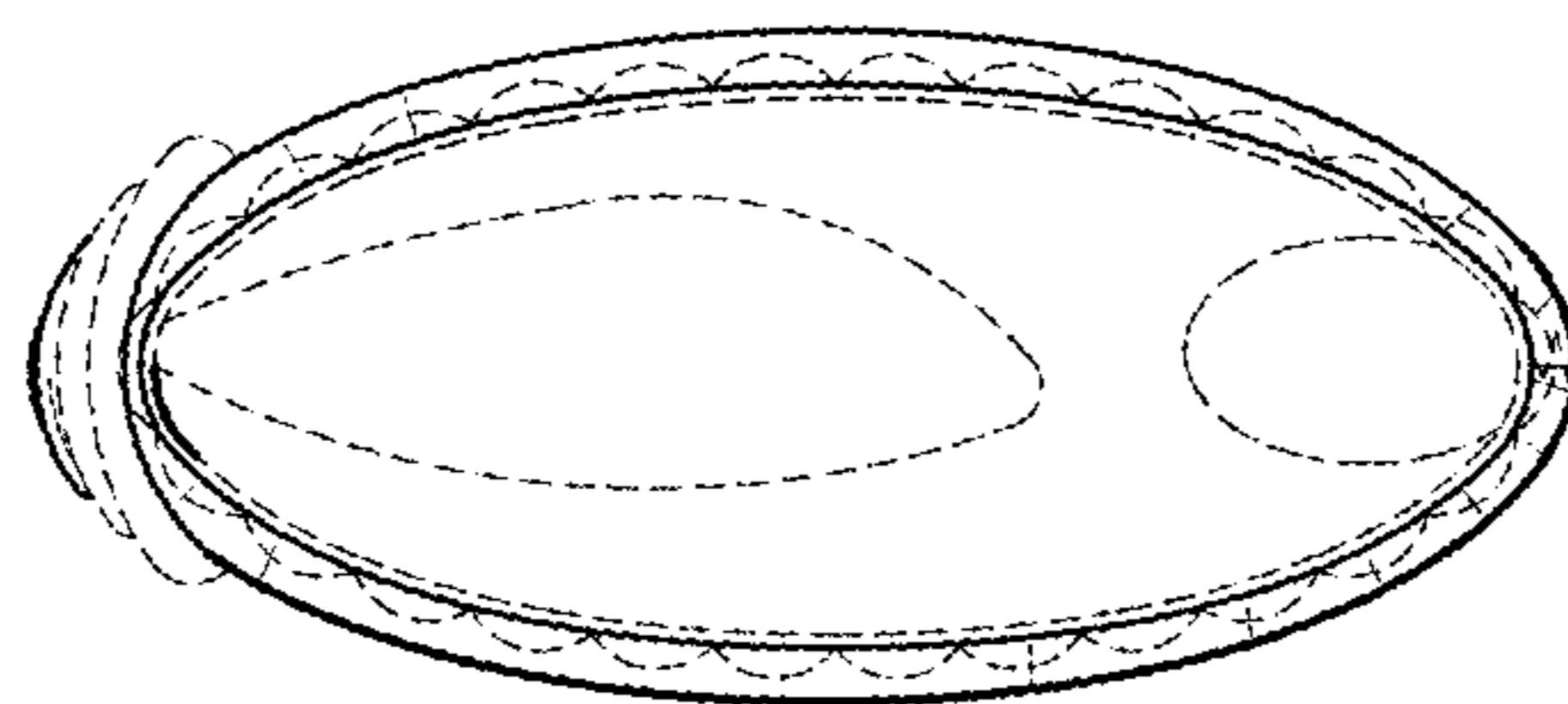


FIG. 7