



US00D683854S

(12) **United States Design Patent**
Lowe et al.

(10) **Patent No.:** **US D683,854 S**
(45) **Date of Patent:** **** Jun. 4, 2013**

(54) **REFLEX HAMMER WITH TELESCOPING BACK SCRATCHER**

(76) Inventors: **Merredith R. Lowe**, Boca Raton, FL (US); **Bruce D. Lowe**, Boca Raton, FL (US)

(**) Term: **14 Years**

(21) Appl. No.: **29/428,296**

(22) Filed: **Jul. 28, 2012**

(51) **LOC (9) Cl.** **24-02**

(52) **U.S. Cl.**
USPC **D24/142; D28/91.2**

(58) **Field of Classification Search**
USPC D24/133, 142, 147, 200, 214; D28/91.2, D28/99; D32/42-43, 46; 600/552-553, 557; 601/107, 125, 135, 137, 80, 136
See application file for complete search history.

(56) **References Cited**

U.S. PATENT DOCUMENTS

2,532,093	A *	11/1950	Field et al.	600/553
3,185,146	A *	5/1965	Leopoldi	600/553
D208,894	S *	10/1967	Wedermeyer	D28/91.2
3,515,125	A *	6/1970	Ruskin	600/553

4,091,805	A *	5/1978	Clark	601/80
D283,344	S *	4/1986	Leopoldi	D24/142
5,904,661	A *	5/1999	Bonz et al.	601/137
6,830,552	B1 *	12/2004	Gonzalez	601/137
6,994,680	B1 *	2/2006	Aponte	601/137
D517,211	S *	3/2006	Nuttall et al.	D24/142
D579,114	S *	10/2008	Chue	D24/142

* cited by examiner

Primary Examiner — Wan Laymon

(74) *Attorney, Agent, or Firm* — Christopher J. Vandam, PA; Chris Vandam

(57) **CLAIM**

We claim the ornamental design for a reflex hammer with telescoping back scratcher, as shown and described.

DESCRIPTION

FIG. 1 shows a perspective view of a reflex hammer with telescoping back scratcher.

FIG. 2 shows a perspective view thereof with the telescoping back scratcher in a retracted configuration.

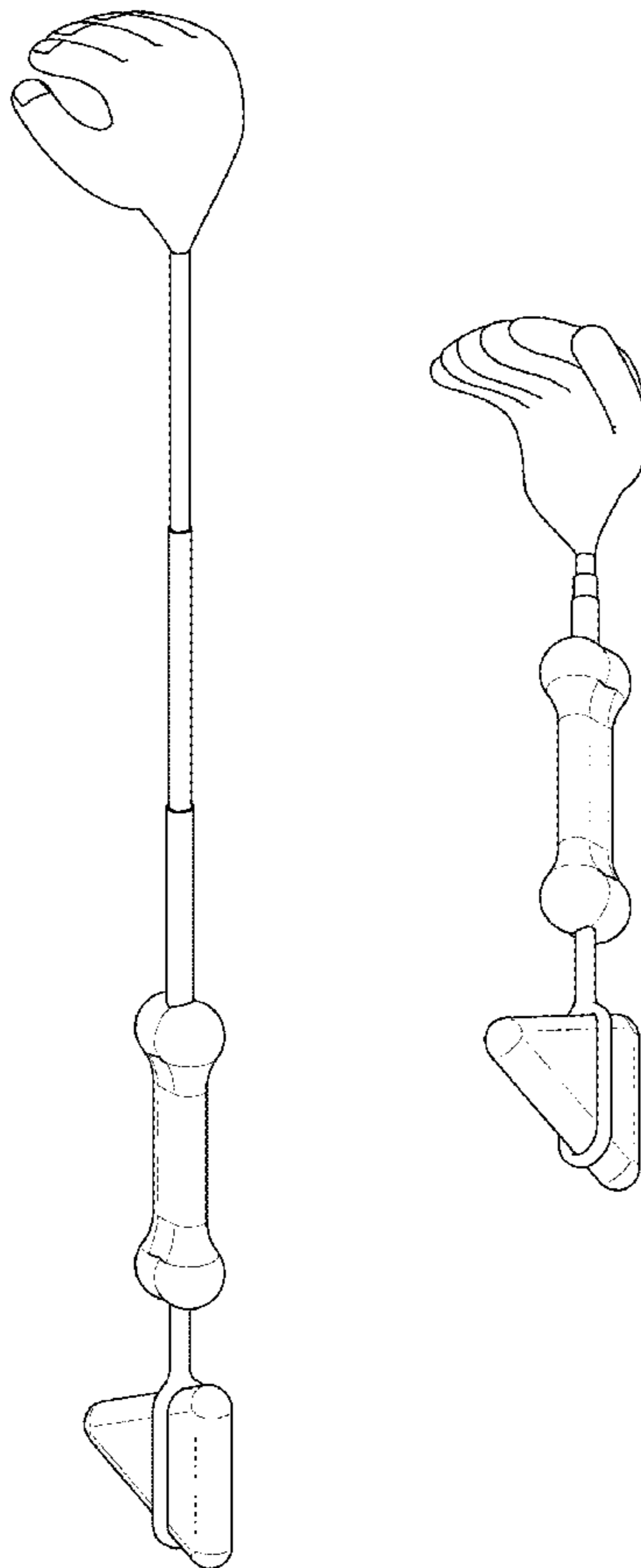
FIG. 3 shows a perspective view of FIG. 1.

FIG. 4 shows a perspective view of FIG. 2.

FIG. 5 shows a perspective view of FIG. 1; and,

FIG. 6 shows a perspective view of FIG. 2.

1 Claim, 2 Drawing Sheets



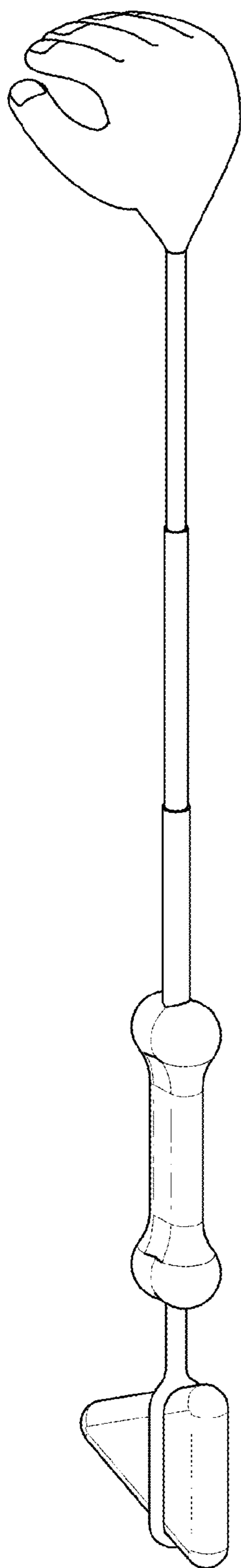


Fig. 1

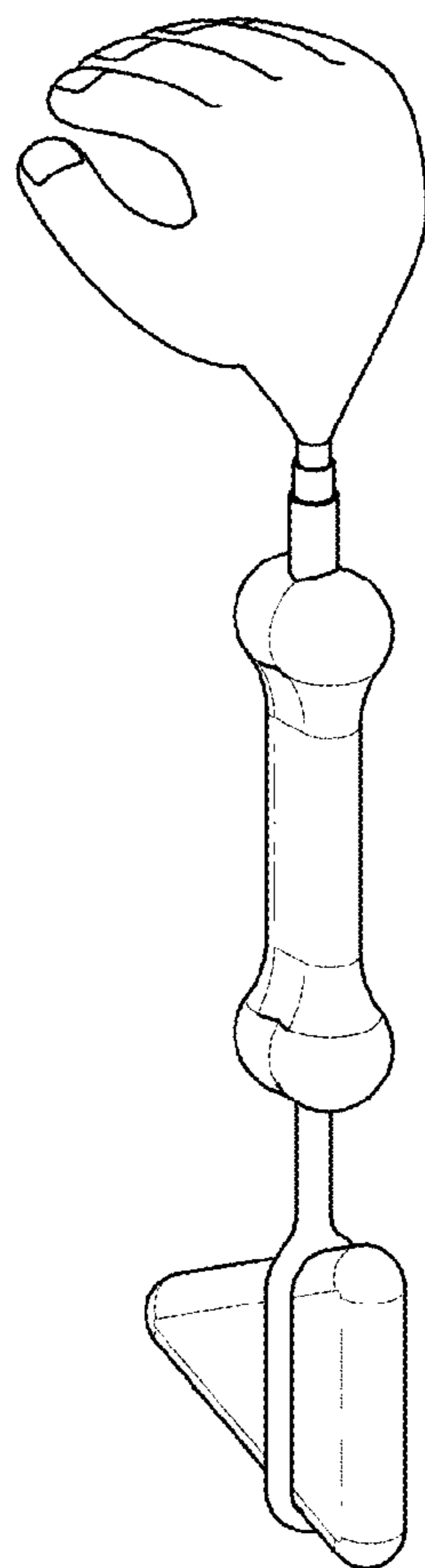


Fig. 2

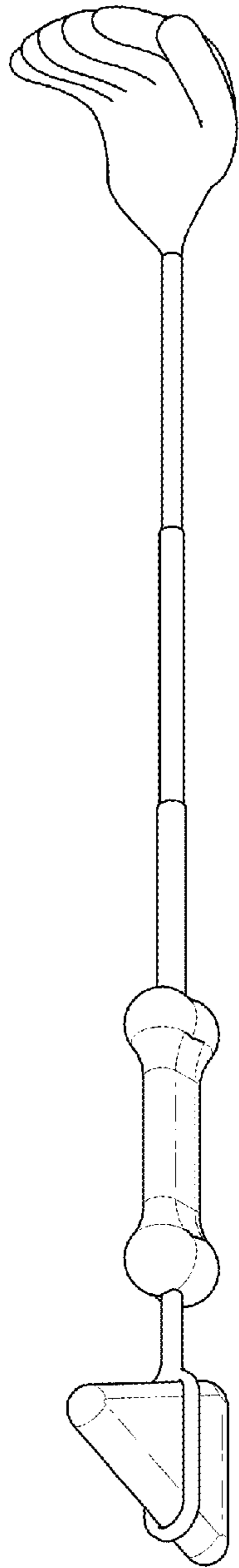


Fig. 3

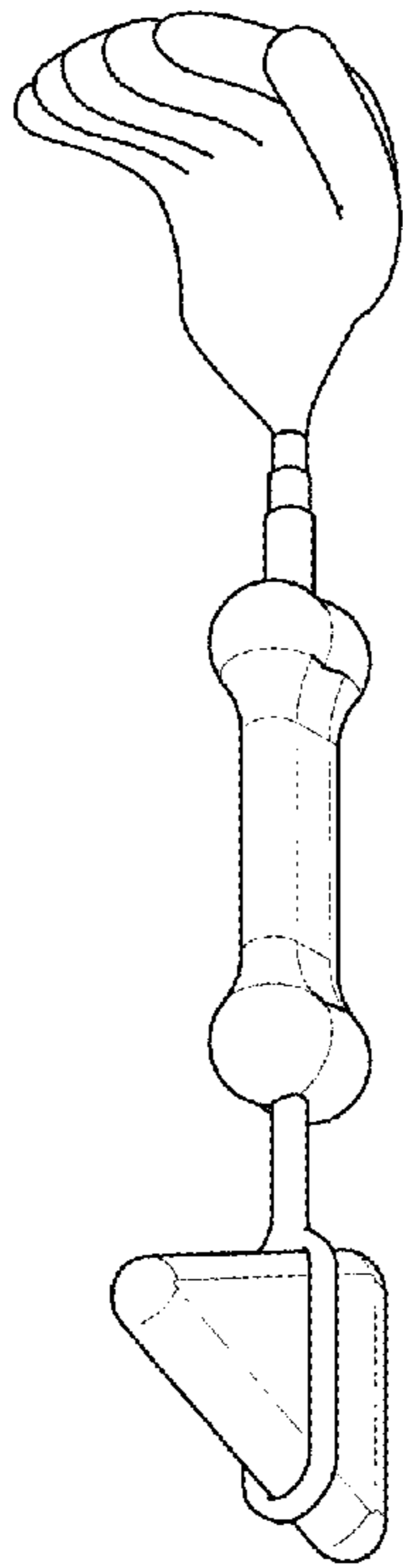


Fig. 4

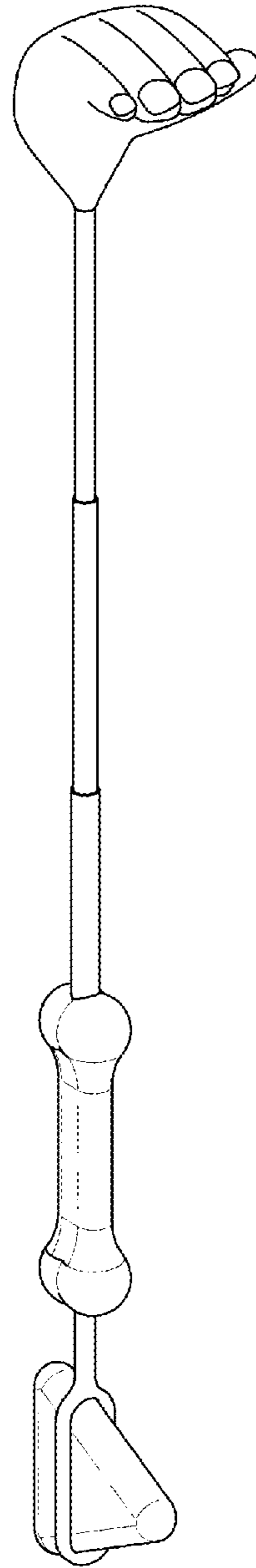


Fig. 5

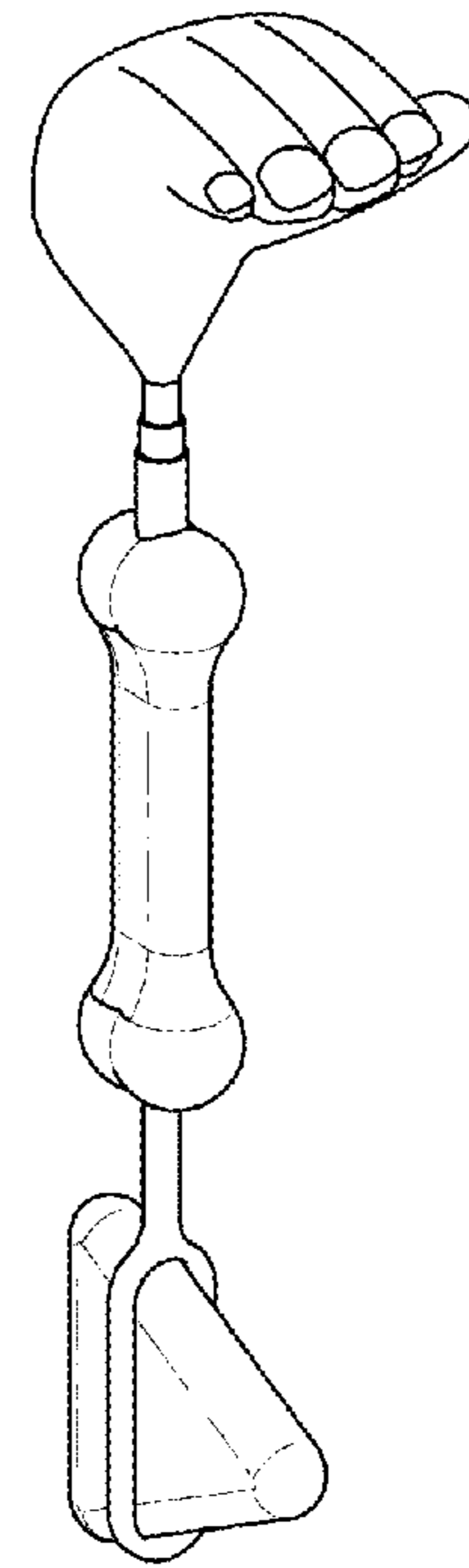


Fig. 6