



US00D683853S

(12) **United States Design Patent**
Bender et al.

(10) **Patent No.:** **US D683,853 S**
(45) **Date of Patent:** **** Jun. 4, 2013**

(54) **BASE PORTION OF A SURGICAL RETRACTOR BLADE**
(75) Inventors: **Nicholas J. Bender**, Raleigh, NC (US);
David Barry, Teaneck, NJ (US); **Oliver Buchert**, Franklin Lakes, NJ (US);
Christopher Meyer, St. Louis, MO (US)

5,882,298 A 3/1999 Sharratt
5,908,382 A 6/1999 Koros et al.
5,944,658 A 8/1999 Koros et al.
D415,274 S 10/1999 Koros et al.
5,993,385 A 11/1999 Johnston et al.
D442,687 S * 5/2001 Schulz D24/135
6,224,545 B1 5/2001 Cocchia et al.
6,416,467 B1 7/2002 McMillin et al.

(73) Assignee: **EBI, LLC**, Parsippany, NJ (US)

(**) Term: **14 Years**

(21) Appl. No.: **29/368,447**

(22) Filed: **Aug. 24, 2010**

Related U.S. Application Data

(62) Division of application No. 29/326,663, filed on Oct. 22, 2008, now Pat. No. Des. 626,223.

(51) **LOC (9) Cl.** **24-02**

(52) **U.S. Cl.**
USPC **D24/135**

(58) **Field of Classification Search**
USPC D24/133, 135, 140, 147; 600/201,
600/202, 210, 227, 212, 215, 206, 245, 226,
600/235; 606/160, 84
See application file for complete search history.

(56) **References Cited**

U.S. PATENT DOCUMENTS

659,182 A * 10/1900 Pilling 600/226
4,610,243 A * 9/1986 Ray 600/206
4,926,849 A 5/1990 Downey
5,351,680 A * 10/1994 Jung 600/214
5,512,038 A 4/1996 O'Neal et al.
5,616,117 A 4/1997 Dinkler et al.
5,728,046 A 3/1998 Mayer et al.
5,795,291 A 8/1998 Koros et al.
5,813,978 A 9/1998 Jako
5,828,139 A 10/1998 Slater

(Continued)

FOREIGN PATENT DOCUMENTS

DE 20119971 3/2002
EP 143124 A1 6/1985

(Continued)

OTHER PUBLICATIONS

Non-Final Office Action for U.S. Appl. No. 29/368,442 Mailed Aug. 24, 2011.

(Continued)

Primary Examiner — Ian Simmons

Assistant Examiner — Charles D Hanson

(74) *Attorney, Agent, or Firm* — Harness, Dickey

(57) **CLAIM**

The ornamental design for a base portion of a surgical retractor blade, as shown and described.

DESCRIPTION

FIG. 1 is a perspective view of a base portion of a surgical retractor blade in accordance with our design.

FIG. 2 is top view thereof.

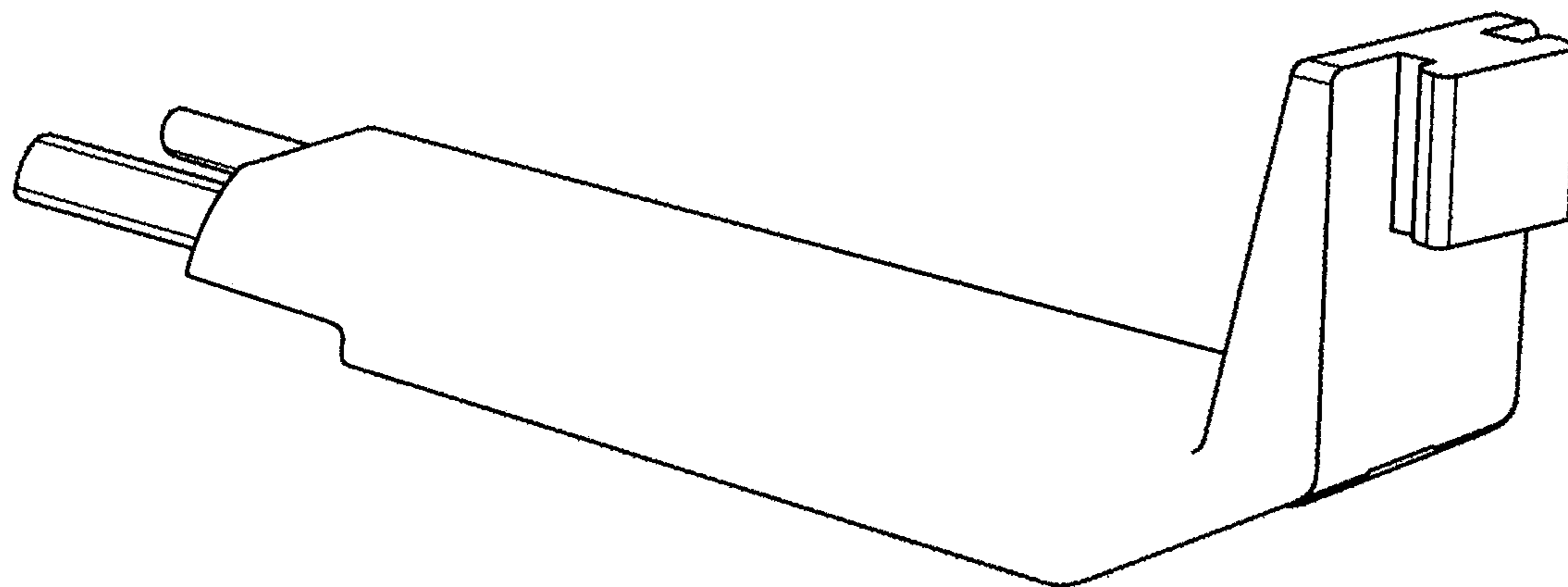
FIG. 3 is a left side view thereof, it being understood that the opposite side is a mirror image thereof.

FIG. 4 is bottom view thereof.

FIG. 5 is a rear view thereof; and,

FIG. 6 is a front view thereof.

1 Claim, 2 Drawing Sheets



US D683,853 S

Page 2

U.S. PATENT DOCUMENTS

D475,975 S 6/2003 Fox
6,616,605 B2 9/2003 Wright et al.
6,712,795 B1 3/2004 Cohen
6,869,398 B2 3/2005 Obenchain et al.
6,945,933 B2 9/2005 Branch et al.
D568,471 S * 5/2008 Engler D24/135
D575,396 S * 8/2008 Wu D24/135
D589,145 S * 3/2009 Miller D24/135
D626,223 S 10/2010 Bender et al.
2004/0176665 A1 9/2004 Branch et al.
2004/0215199 A1 10/2004 Zinkel
2005/0192485 A1 9/2005 Branch et al.
2005/0277812 A1 12/2005 Myles
2006/0052672 A1 3/2006 Landry et al.
2007/0073111 A1 3/2007 Bass
2007/0100212 A1 5/2007 Pimenta et al.
2007/0293729 A1 12/2007 Grey et al.
2008/0033251 A1 2/2008 Araghi
2008/0183046 A1 7/2008 Boucher et al.

2009/0018399 A1 1/2009 Martinelli et al.
2009/0069635 A1 3/2009 Gephart et al.
2009/0203969 A1 8/2009 Cohen et al.

FOREIGN PATENT DOCUMENTS

EP 1435219 A1 7/2004
WO WO-2005016131 A2 2/2005
WO WO-2006042241 A2 4/2006

OTHER PUBLICATIONS

Non-Final Office Action for U.S. Appl. No. 29/368,442, Mailed Dec. 7, 2010.
Partial European Search Report, date of mailing Jan. 18, 2010, for EP 09013262.2-1269.
International Search Report for corresponding application No. PCT/US2007/023708, mailed Mar. 9, 2008, 6pages.
International Search Report for corresponding application No. PCT/US2007/023708. mailed Mar. 9, 2008, 6pages.

* cited by examiner

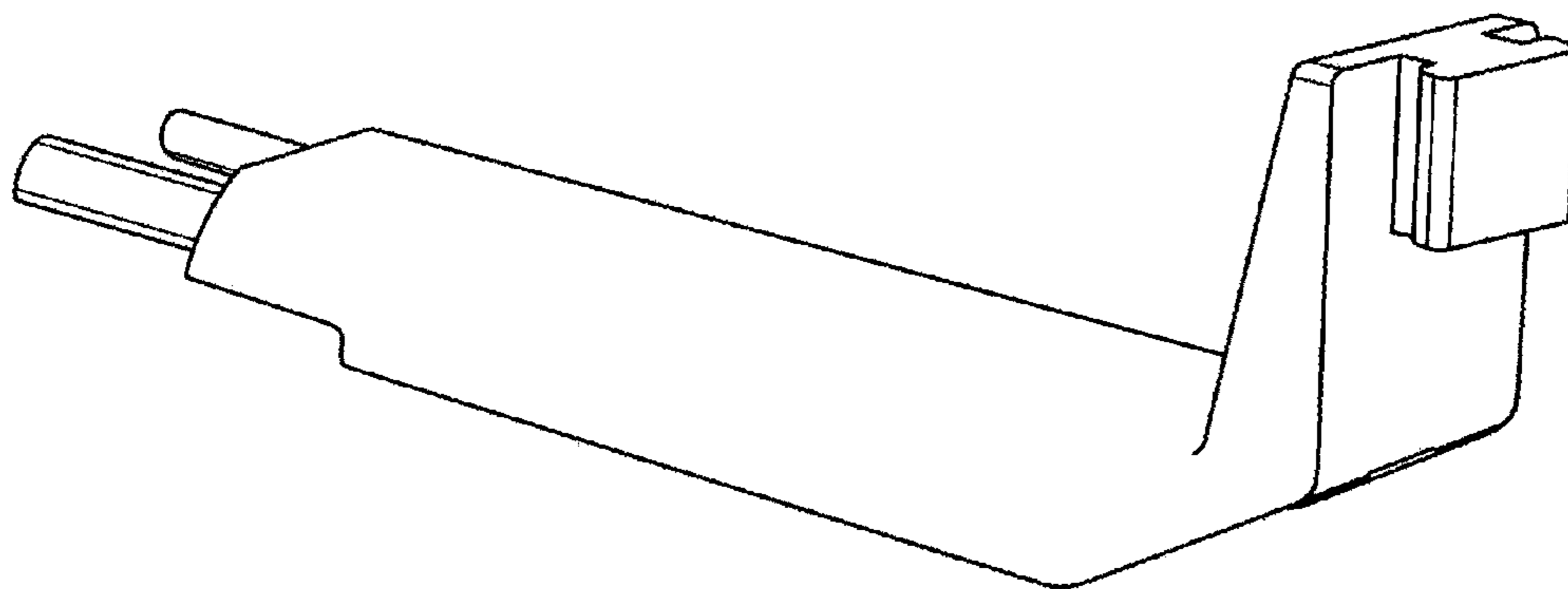


FIG. 1

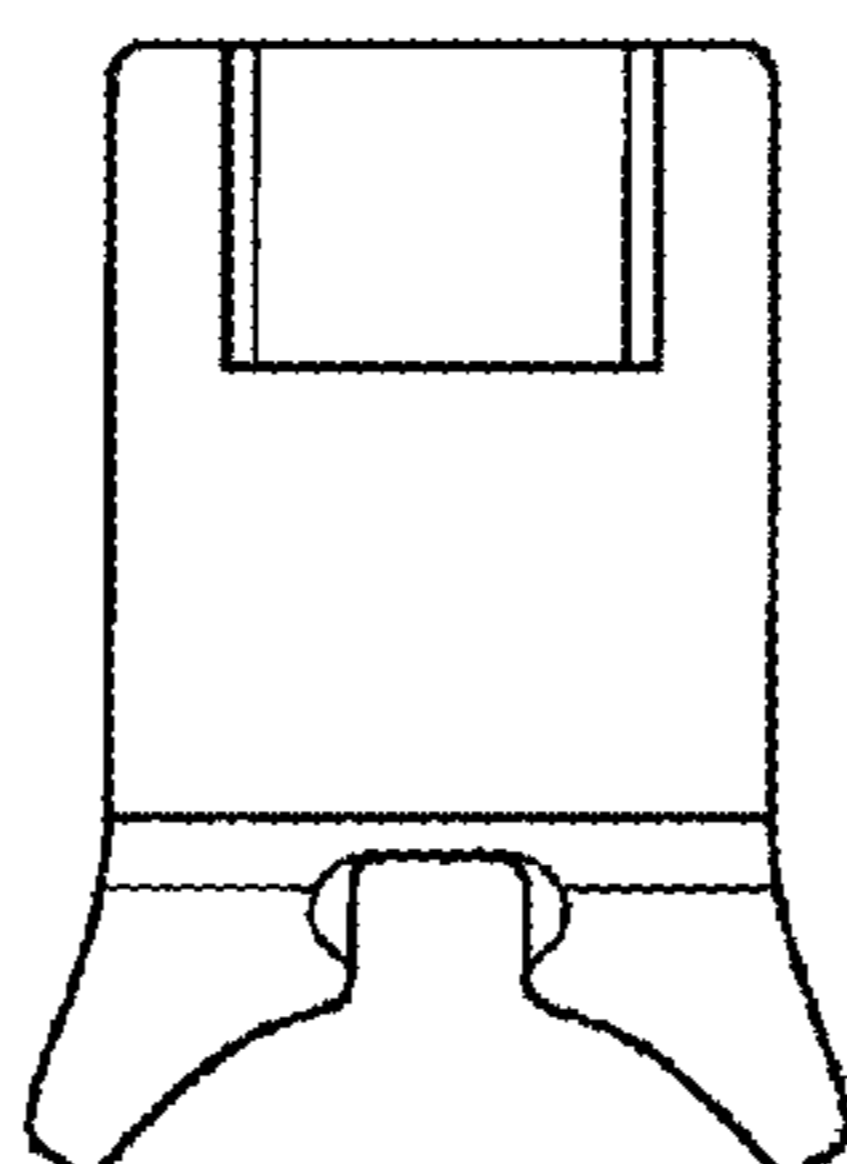


FIG. 2




FIG. 3

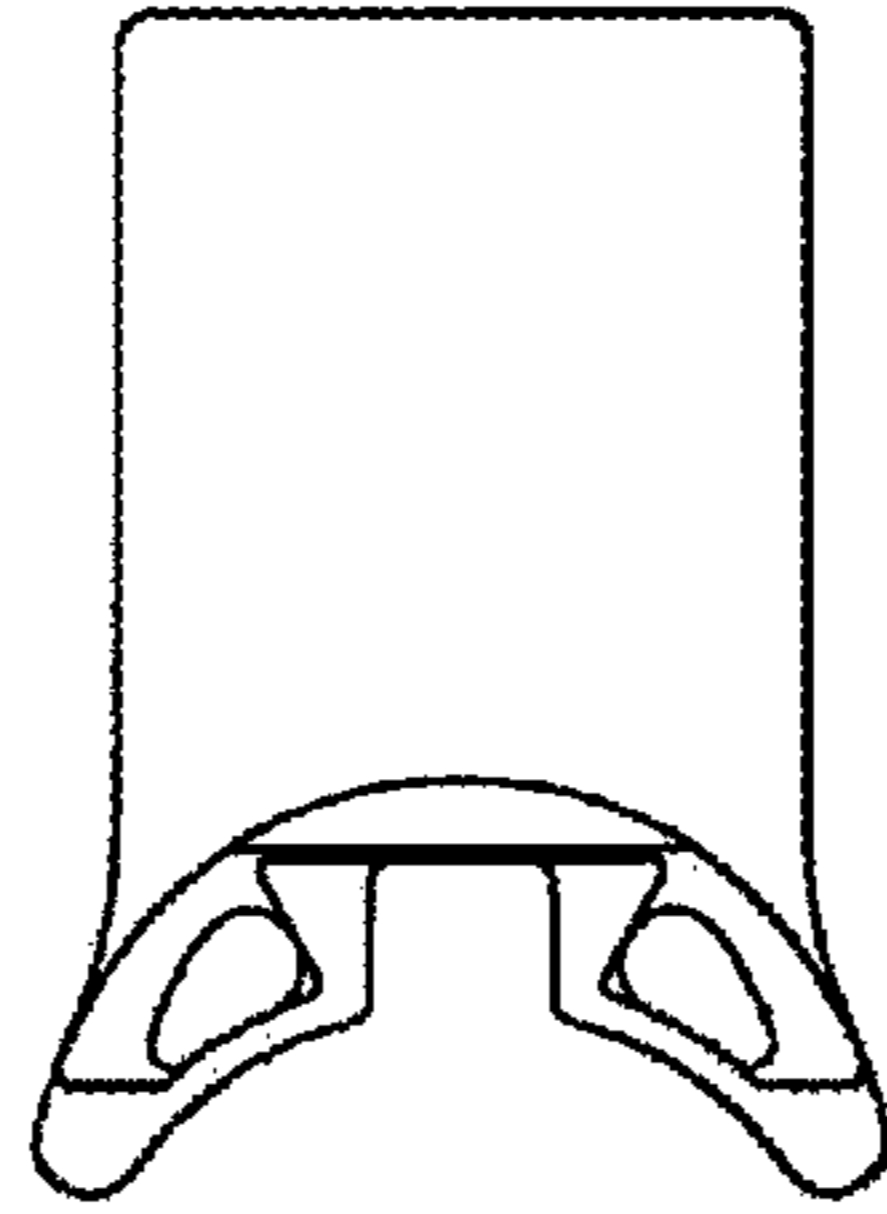


FIG. 4




FIG. 5

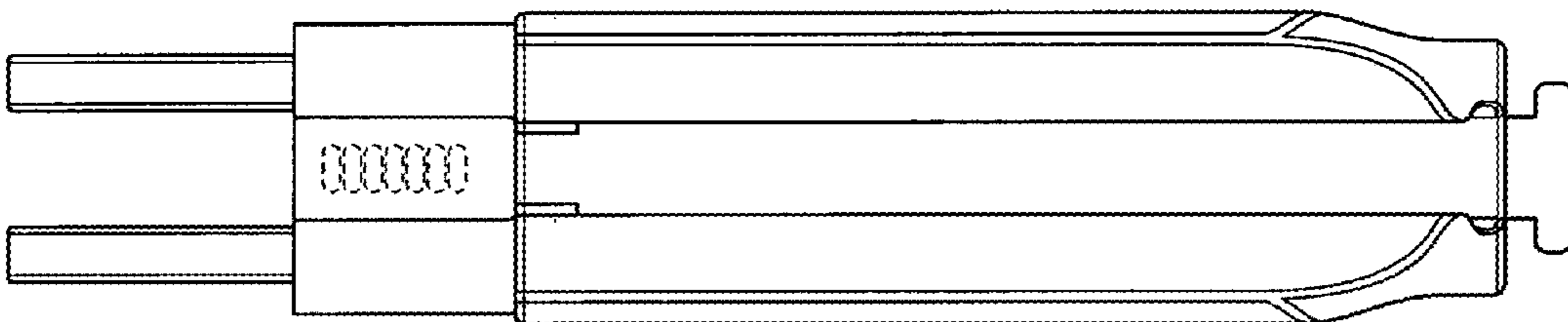


FIG. 6